



US00D379617S

United States Patent [19]

[11] Patent Number: **Des. 379,617**

Hellhake et al.

[45] Date of Patent: ****Jun. 3, 1997**

[54] **VEHICLE CABINET**

3,773,378 11/1973 Lewis 224/402
4,927,200 5/1990 Wilkins 296/37.8

[75] Inventors: **Ferdinand F. Hellhake**, Beaverton;
Mark S. Hurayt, Aloha; **Joachim Paschke**, Portland, all of Oreg.

FOREIGN PATENT DOCUMENTS

2951980 7/1981 Germany 296/37.14
403276832 12/1991 Japan 296/37.8
217433 6/1924 United Kingdom 296/37.1

[73] Assignee: **Freightliner Corporation**, Portland, Oreg.

Primary Examiner—Louis S. Zarfes
Assistant Examiner—Gregory Andoll
Attorney, Agent, or Firm—Klarquist Sparkman Campbell Leigh & Winston

[**] Term: **14 Years**

[21] Appl. No.: **52,805**

[57] CLAIM

[22] Filed: **Apr. 9, 1996**

The ornamental design for a vehicle cabinet, as shown and described.

[51] LOC (6) Cl. **12-16**

[52] U.S. Cl. **D12/424; D12/415; D12/418**

[58] Field of Search D12/420-426;
296/24.1, 37.1, 37.6, 37.8, 37.13-37.16;
224/402, 542, 543; 312/213, 7.2, 324, 326,
223.1, 237; D9/432; D3/201, 272; D6/446,
436, 466, 445

DESCRIPTION

[56] References Cited

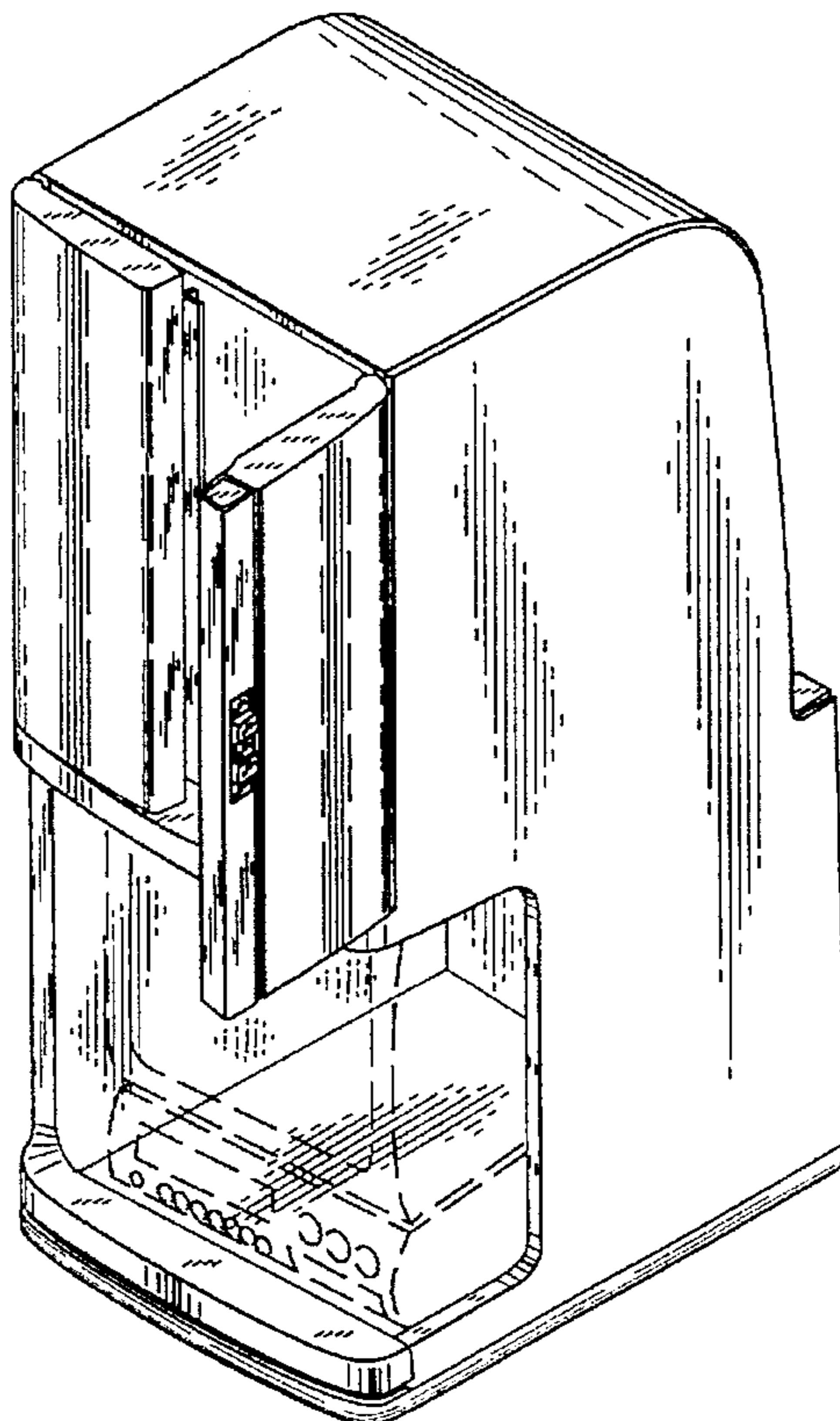
U.S. PATENT DOCUMENTS

D. 38,063 6/1906 Burr D6/445
D. 60,108 12/1921 Romadka D3/272
D. 125,292 2/1941 Shell D6/436
D. 204,502 4/1966 Latham et al. D9/432
D. 324,303 3/1992 Miller D12/424
D. 328,085 7/1992 Harry D12/424
D. 329,541 9/1992 Giblet D3/272
D. 362,838 10/1995 Price D12/424
D. 368,604 4/1996 Gotham et al. D6/436

FIG. 1 is a perspective view of the vehicle cabinet of the present invention looking from the upper left;
FIG. 2 is a perspective view of the vehicle cabinet of FIG. 1 looking from the upper right with a door open and showing a television set and video cassette recorder in broken lines; and,
FIG. 3 is a bottom view of the vehicle cabinet exterior surface of FIG. 1.

The rear of the vehicle cabinet is plain and unornamented and forms no part of the claimed design.
The broken line showing of the television set and video cassette recording in FIG. 2 is for illustrative purposes only and forms no part of the claimed design.

1 Claim, 1 Drawing Sheet



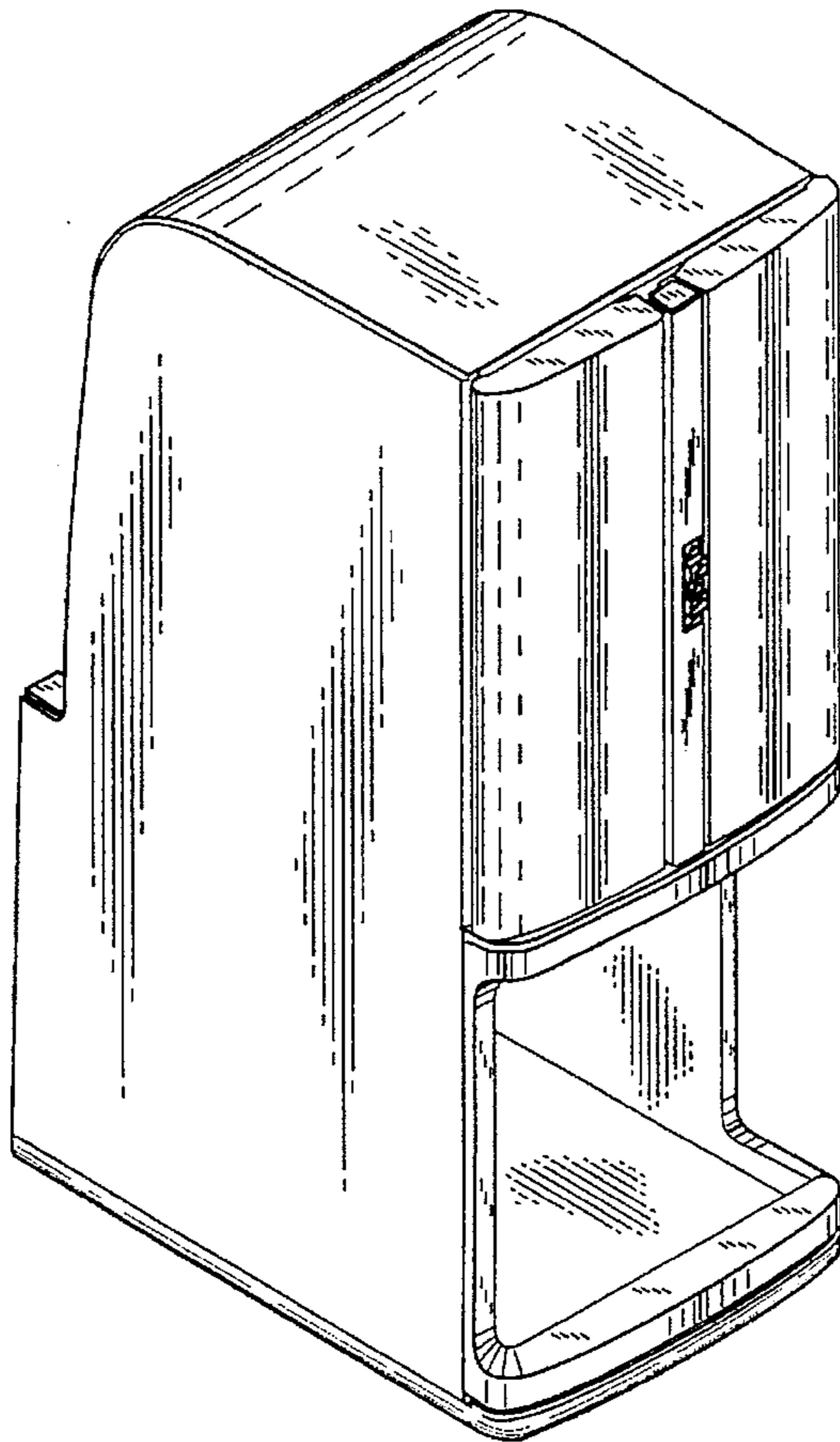


FIG. 1


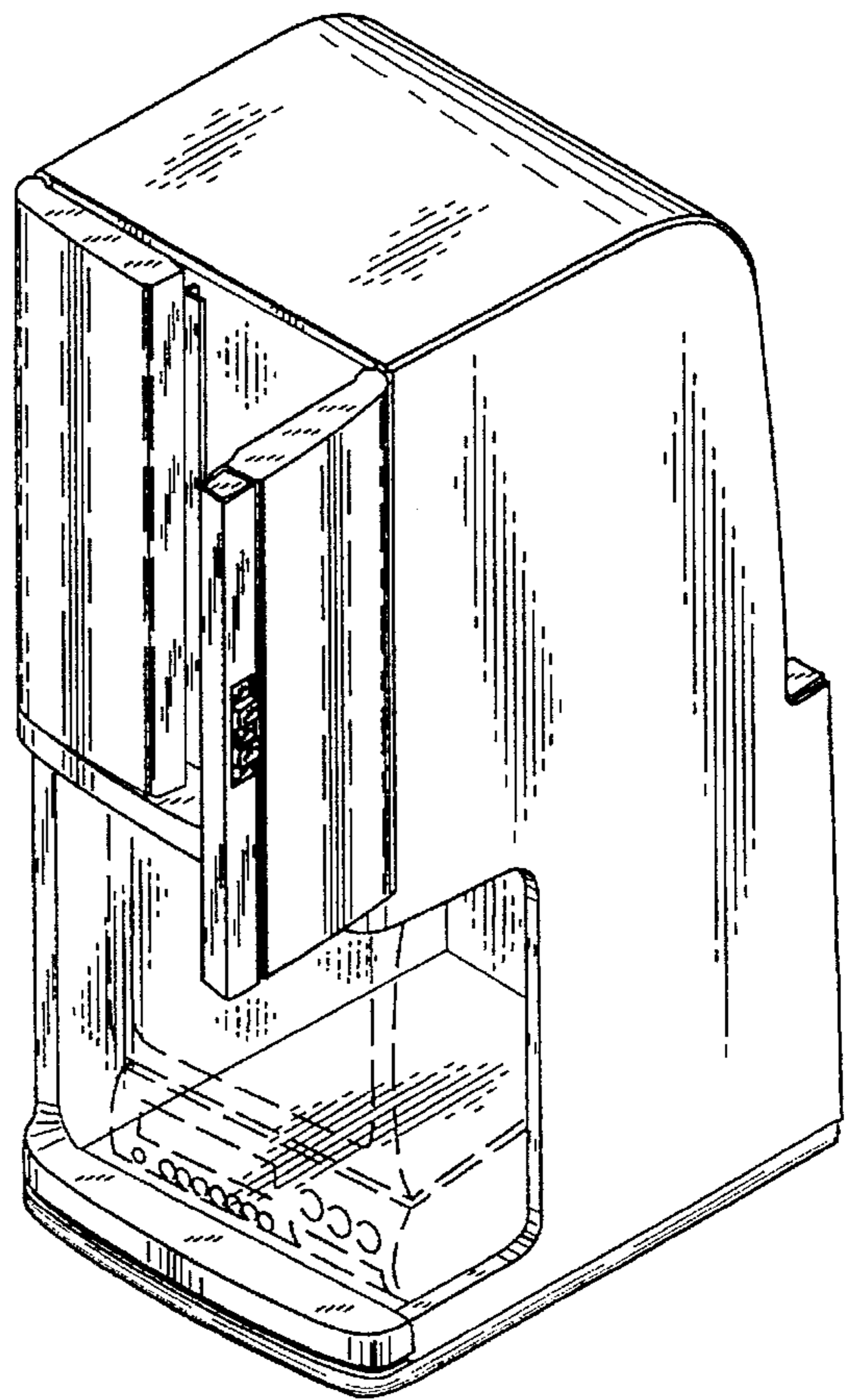


FIG. 3

FIG. 2



UNITED STATES PATENT AND TRADEMARK OFFICE
CERTIFICATE OF CORRECTION

PATENT NO. : D 379,617

DATED : June 3, 1997

INVENTOR(S) :
Hellhake et al.

It is certified that error appears in the above-identified patent and that said Letters Patent is hereby corrected as shown below:

On the title page,

In the Description:

Column 2, line 26, "recording" should read --recorder--.

Signed and Sealed this
Twenty-second Day of June, 1999

Attest:



Q. TODD DICKINSON

Attesting Officer

Acting Commissioner of Patents and Trademarks