

US00D379615S

# United States Patent [19]

Hellhake et al.

[11] Patent Number: Des. 379,615

[45] Date of Patent: \*\*Jun. 3, 1997

[54] **VEHICLE CABINET**

[75] Inventors: **Ferdinand F. Hellhake**, Beaverton;  
**Mark S. Hurayt**, Aloha; **Joachim Paschke**, Portland, all of Oreg.

[73] Assignee: **Freightliner Corporation**, Portland, Oreg.

[\*\*] Term: **14 Years**

[21] Appl. No.: **52,802**

[22] Filed: **Apr. 9, 1996**

[51] LOC (6) Cl. .... **12-16**

[52] U.S. Cl. .... **D12/423; D12/415; D12/418**

[58] Field of Search ..... **D12/420-426;**  
**296/24.1, 37.1, 37.6, 37.8, 37.13-37.16;**  
**224/402, 542, 543; 312/213, 7.2, 324, 326,**  
**223.1, 237; D9/432; D3/201, 272; D6/446,**  
**436, 466, 445**

[56] **References Cited**

**U.S. PATENT DOCUMENTS**

D. 38,063	6/1906	Burr	.....	D6/445
D. 60,108	12/1921	Romadka	.....	D3/272
D. 125,292	2/1941	Shell	.....	D6/436
D. 204,502	4/1966	Latham et al.	.....	D9/432
D. 324,303	3/1992	Miller	.....	D12/424
D. 328,085	7/1992	Harry	.....	D12/424
D. 329,541	9/1992	Gilbert	.....	D3/272
D. 362,838	10/1995	Price	.....	D12/424
D. 368,604	4/1996	Gotham et al.	.....	D6/436
3,773,378	11/1973	Lewis	.....	224/402
4,927,200	5/1990	Wilkins	.....	296/37.8

**FOREIGN PATENT DOCUMENTS**

2951980	7/1981	Germany	.....	296/37.14
403276832	12/1991	Japan	.....	296/37.8
217433	6/1924	United Kingdom	.....	296/37.1

*Primary Examiner*—Louis S. Zarfes

*Assistant Examiner*—Gymr Andoll

*Attorney, Agent, or Firm*—Klarquist Sparkman Campbell Leigh & Winston

[57] **CLAIM**

The ornamental design for a vehicle cabinet, as shown and described.

**DESCRIPTION**

FIG. 1 is a perspective view of the first embodiment of the vehicle cabinet of the present invention looking from the upper left;

FIG. 2 is a perspective view of the vehicle cabinet exterior surface of FIG. 1 looking from the upper right in this figure;

FIG. 3 is a bottom view of the vehicle cabinet exterior surface of FIG. 1;

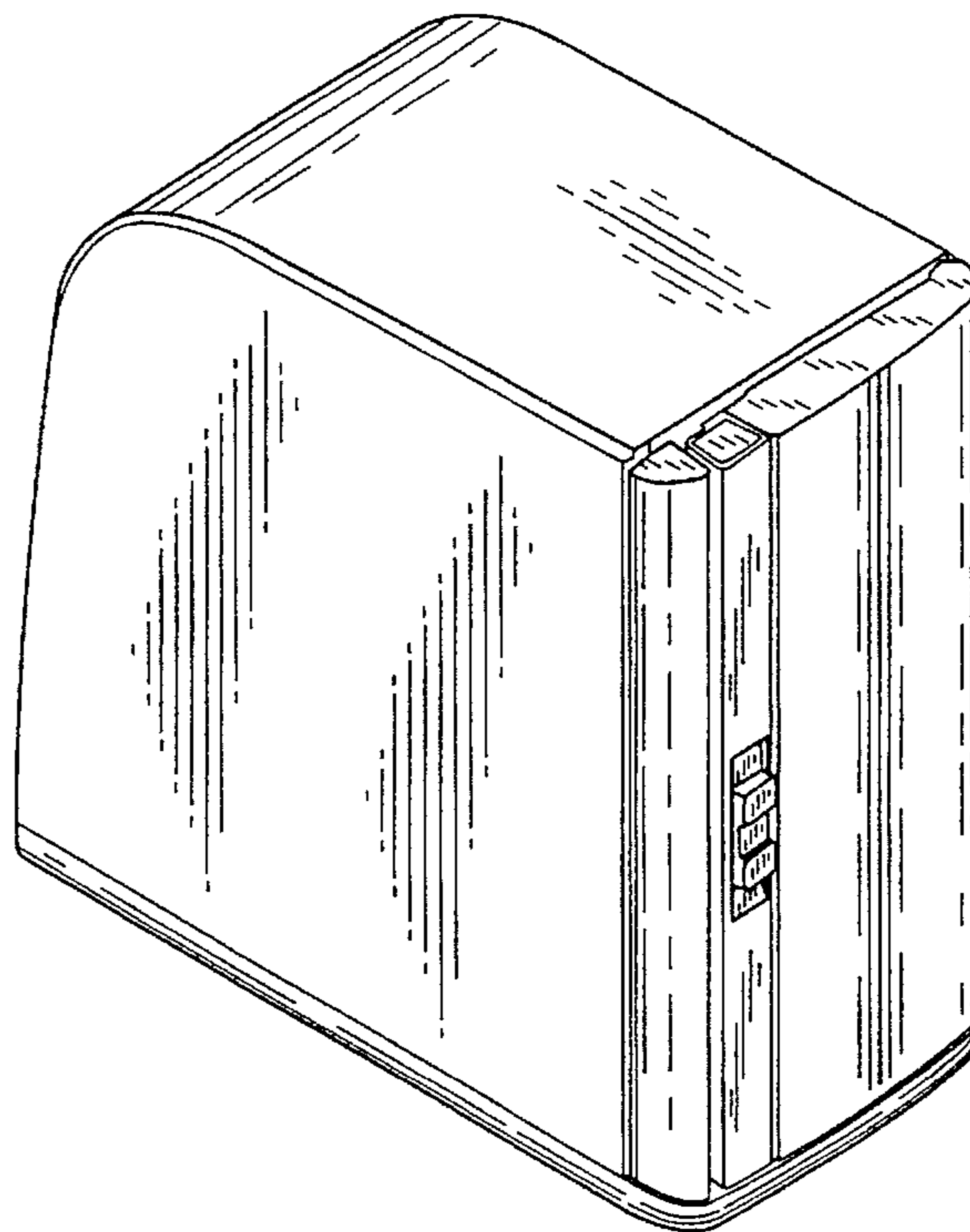
FIG. 4 is a perspective view of an alternative embodiment of the vehicle cabinet exterior surface of the present invention with the latch mechanism shown at the opposite side of the door from that of FIG. 1 so that the door opens in the opposite direction from the door of the embodiment of FIG. 1;

FIG. 5 is a perspective view of the vehicle cabinet exterior surface of FIG. 4 looking from the upper right in this figure; and,

FIG. 6 is a bottom view of the vehicle cabinet exterior surface of FIG. 4.

The rear of the vehicle cabinet is plain and unornamented and forms no part of the claimed design.

**1 Claim, 2 Drawing Sheets**



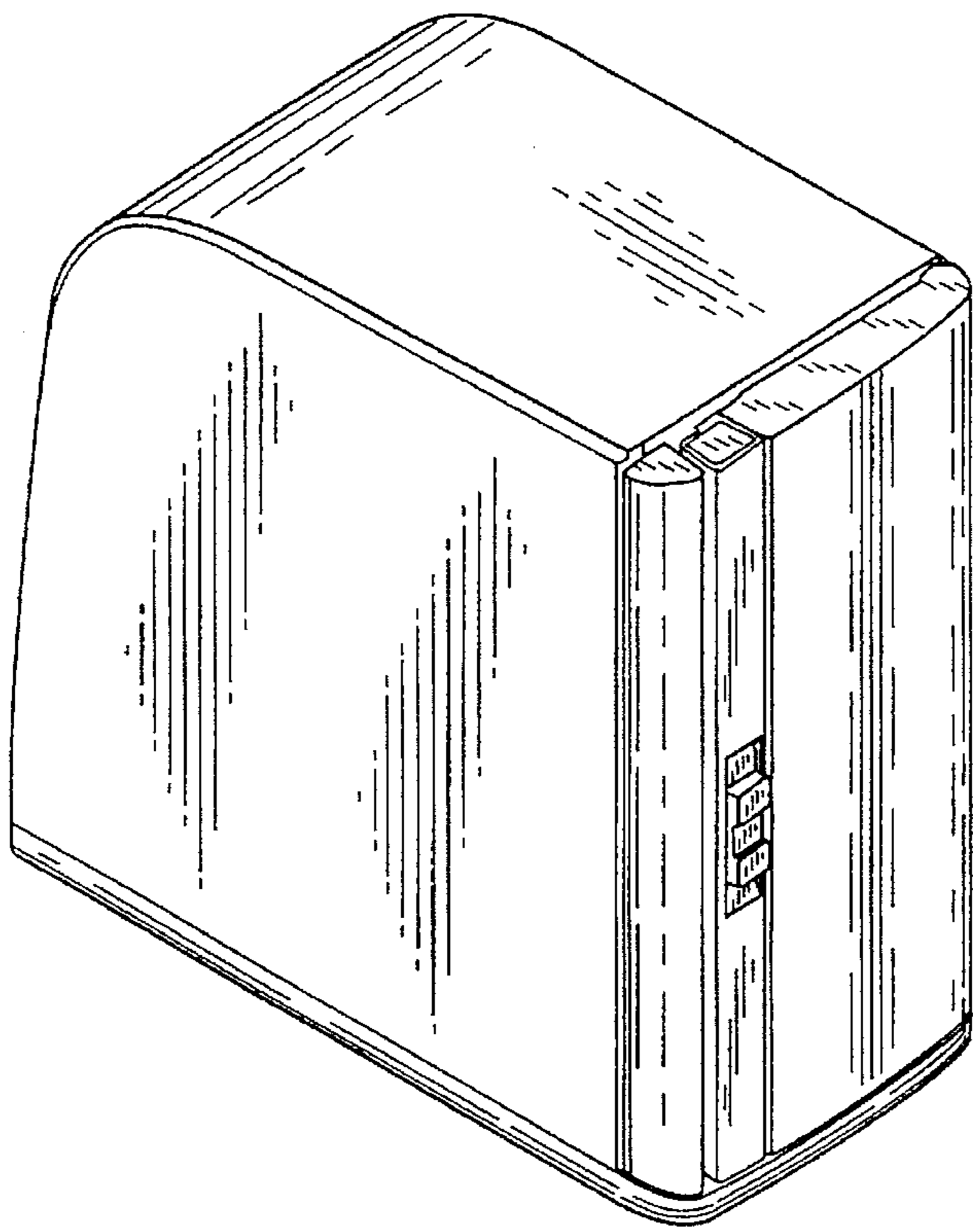


FIG. 1

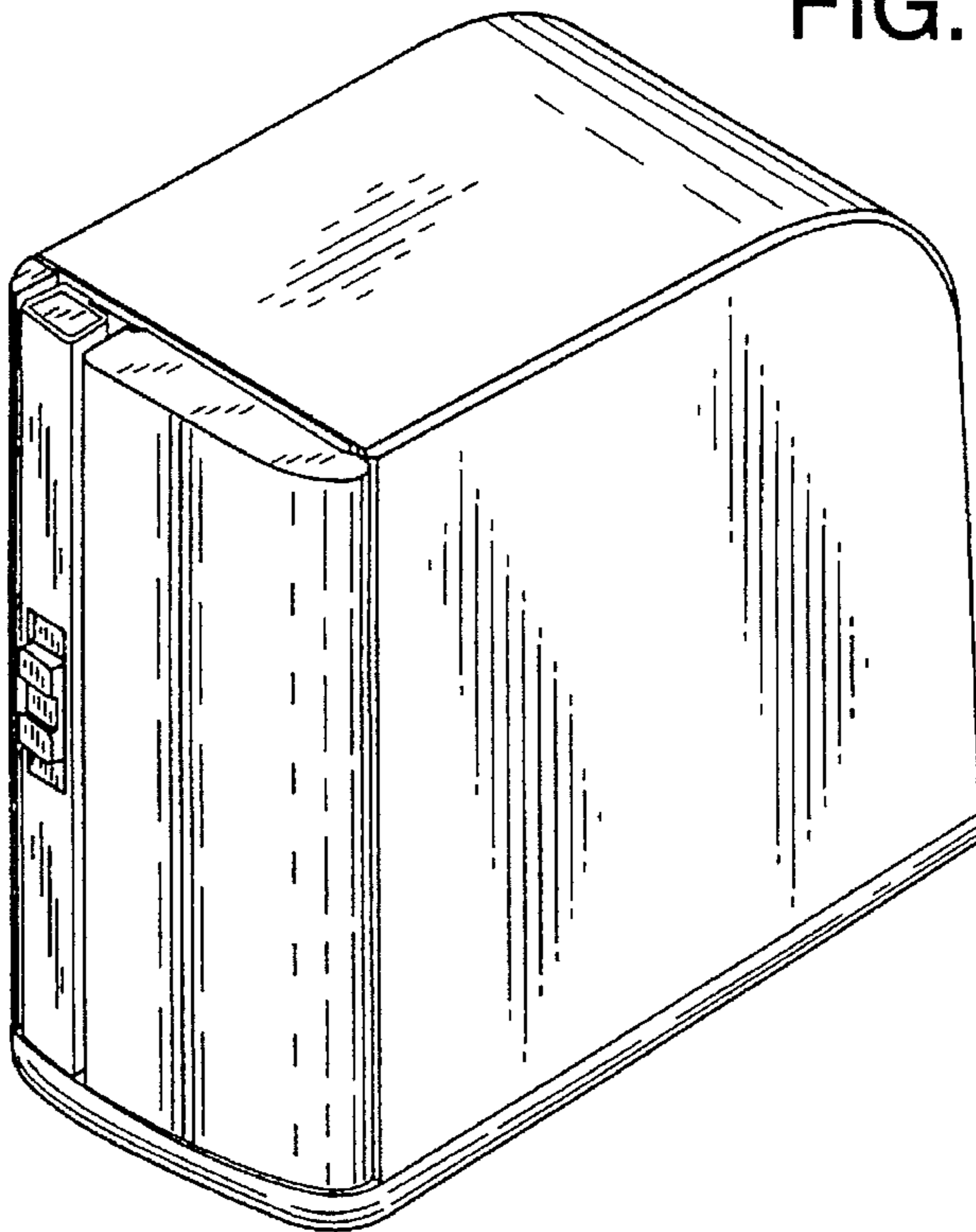


FIG. 2

FIG. 3

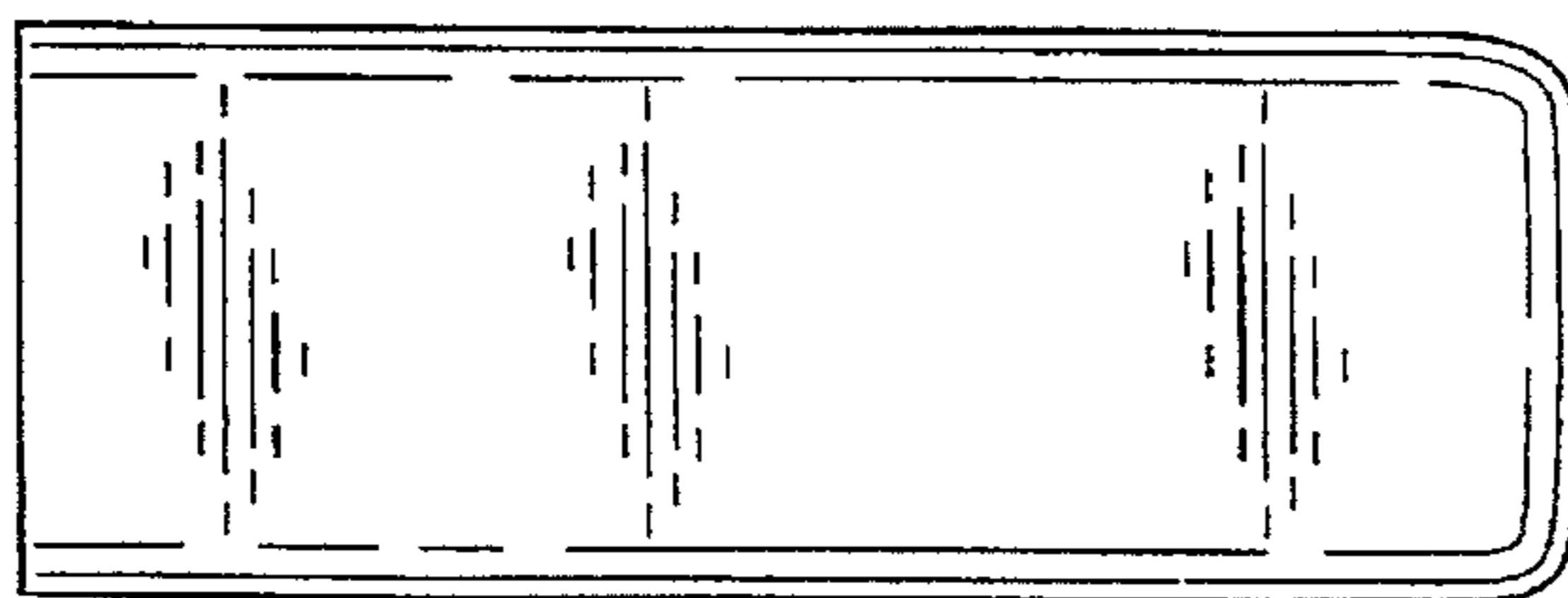


FIG. 4

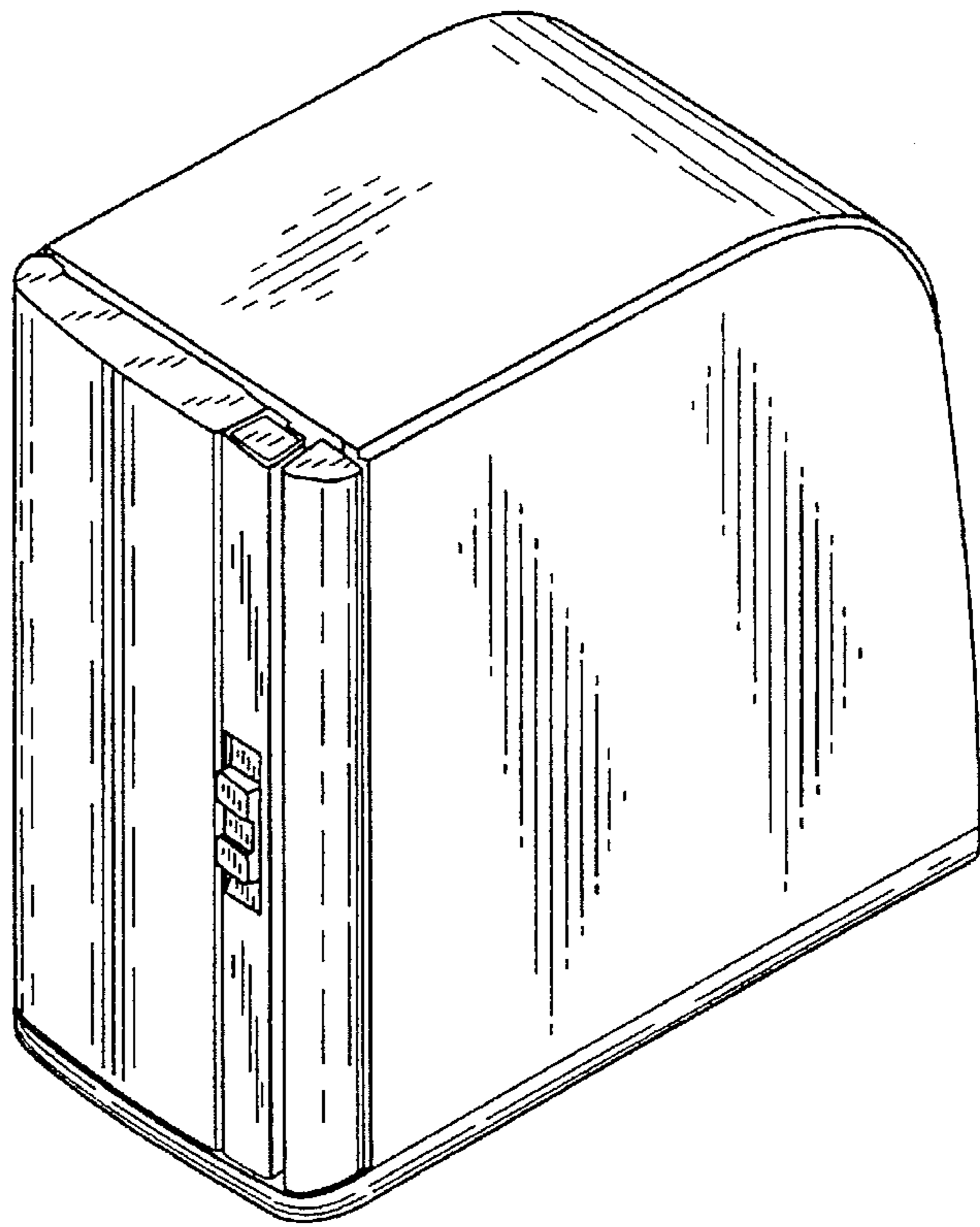


FIG. 5

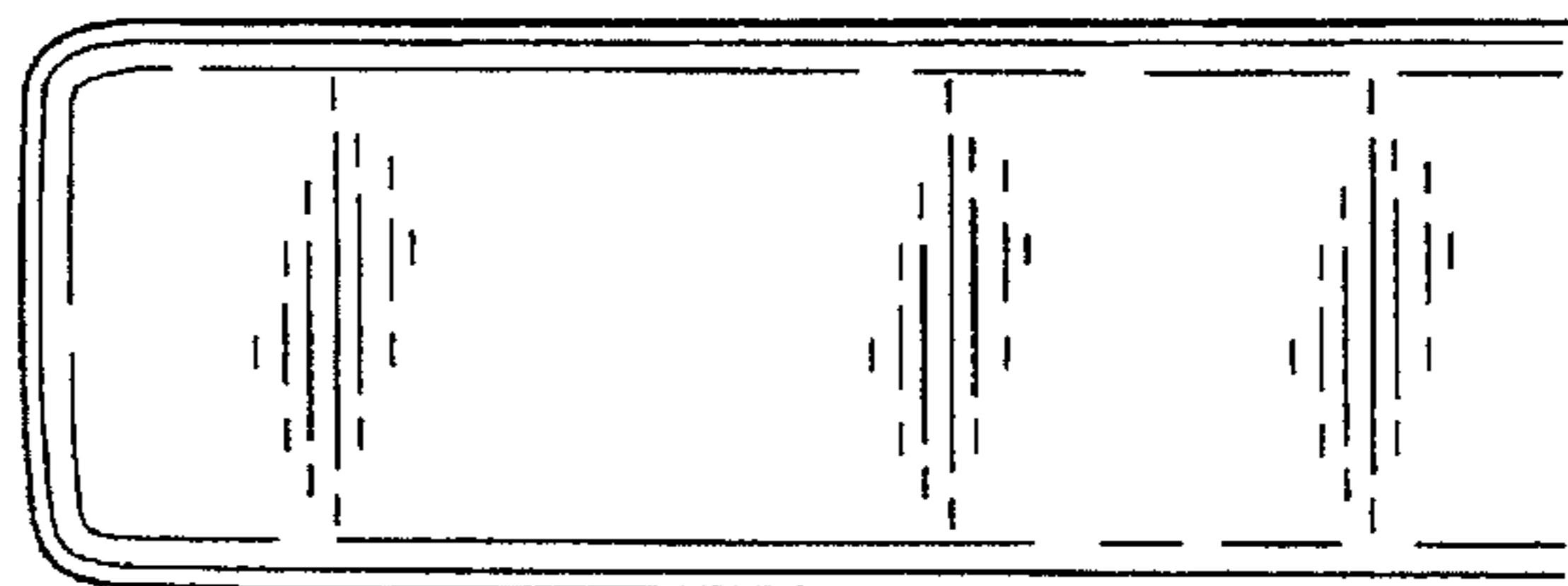
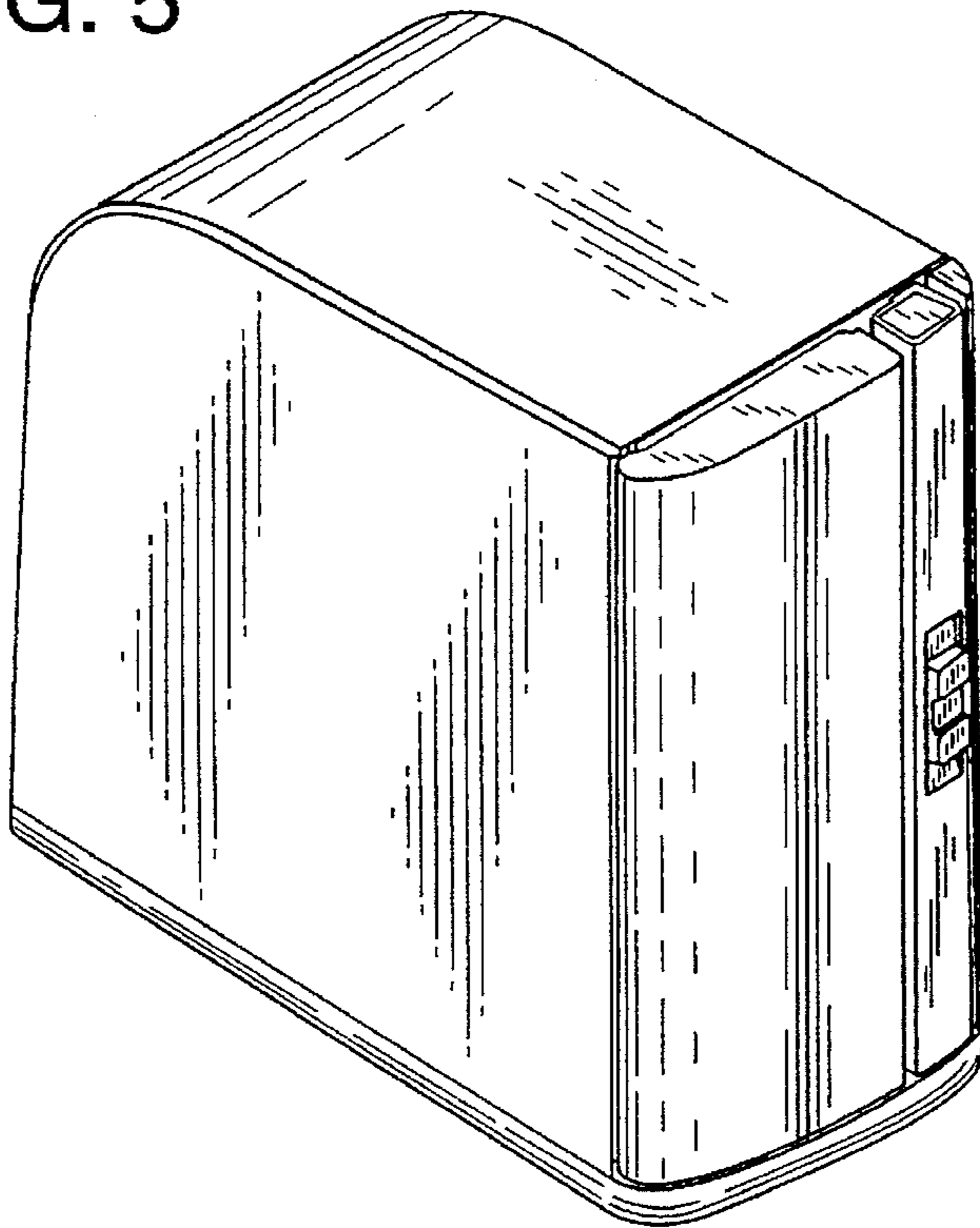


FIG. 6