



US00D379592S

United States Patent [19]
Doskoczynski

[11] **Patent Number: Des. 379,592**
[45] **Date of Patent: **Jun. 3, 1997**

[54] **BOTTLE**
[75] **Inventor: William J. Doskoczynski,**
Stewartsville, N.J.
[73] **Assignee: CPC International Inc., Englewood**
Cliffs, N.J.
[**] **Term: 14 Years**
[21] **Appl. No.: 50,502**
[22] **Filed: Feb. 21, 1996**

D. 273,092	3/1984	Kretz	D9/389
D. 274,501	7/1984	Campbell	D9/349
D. 275,649	9/1984	Shortino et al.	D9/349
D. 299,115	12/1988	Wetherell, Jr.	D9/370
D. 315,678	3/1991	Darr	D9/392
D. 322,562	12/1991	Narsutis	D9/397
D. 340,190	10/1993	Skidmore et al.	D9/542
D. 345,506	3/1994	Potts et al.	D9/543
D. 346,556	5/1994	Sirico et al.	D9/538
D. 366,421	1/1996	Best	D9/542
4,802,295	2/1989	Darr	40/310
5,224,614	7/1993	Bono et al.	215/100
5,226,538	7/1993	Roselle	206/459

[51] **LOC (6) Cl. 09-01**
[52] **U.S. Cl. D9/542; D9/564; D9/569**
[58] **Field of Search D9/542, 543, 537,**
D9/538, 539, 540, 541, 551, 556, 557,
564, 569, 570; 215/384, 382, 383, 400

OTHER PUBLICATIONS

Bottling changeparts keep Humko humming, *Packaging Digest*, vol. 33, No. 4, pp. 56 and 58. Mar. 1996.

Primary Examiner—Lucy Lieberman

[56] **References Cited**

[57] **CLAIM**

The ornamental design for a bottle, as shown and described.

U.S. PATENT DOCUMENTS

DESCRIPTION

D. 183,127	7/1958	Johnson	D58/8
D. 188,817	9/1960	Northrup et al.	D58/8
D. 193,031	6/1962	Hills	D9/551
D. 198,942	8/1964	Johns	D58/8
D. 200,499	3/1965	Lorenzen	D9/542
D. 213,421	3/1969	Leary	D9/101
D. 213,671	4/1969	Smith	D9/90
D. 218,020	7/1970	Musson	D9/92
D. 234,292	2/1975	Plummer	D9/119
D. 240,018	5/1976	Reynolds	D9/119
D. 240,898	8/1976	Reynolds	D9/119
D. 241,714	10/1976	Plummer	D9/119
D. 259,246	5/1981	Brandt et al.	D9/404
D. 264,306	5/1982	Pardo	D9/349

FIG. 1 is a perspective view of a bottle showing my new design;
FIG. 2 is a front elevation, the rear elevation is the same except for the conventional screw threading on the bottle neck;
FIG. 3 is a right side elevation, the left side elevation is the same except for the conventional screw threading on the bottle neck;
FIG. 4 is a top plan view; and,
FIG. 5 is a bottom plan view.

1 Claim, 4 Drawing Sheets

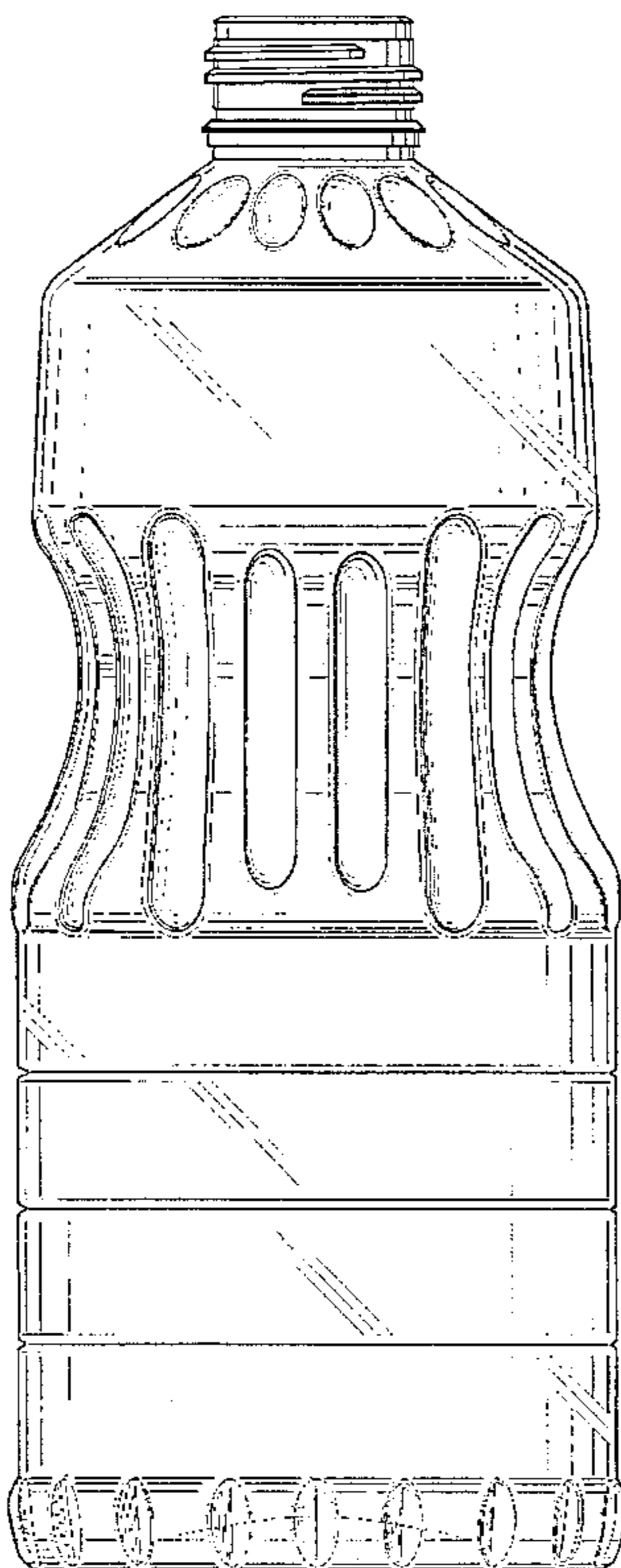


FIG. 1

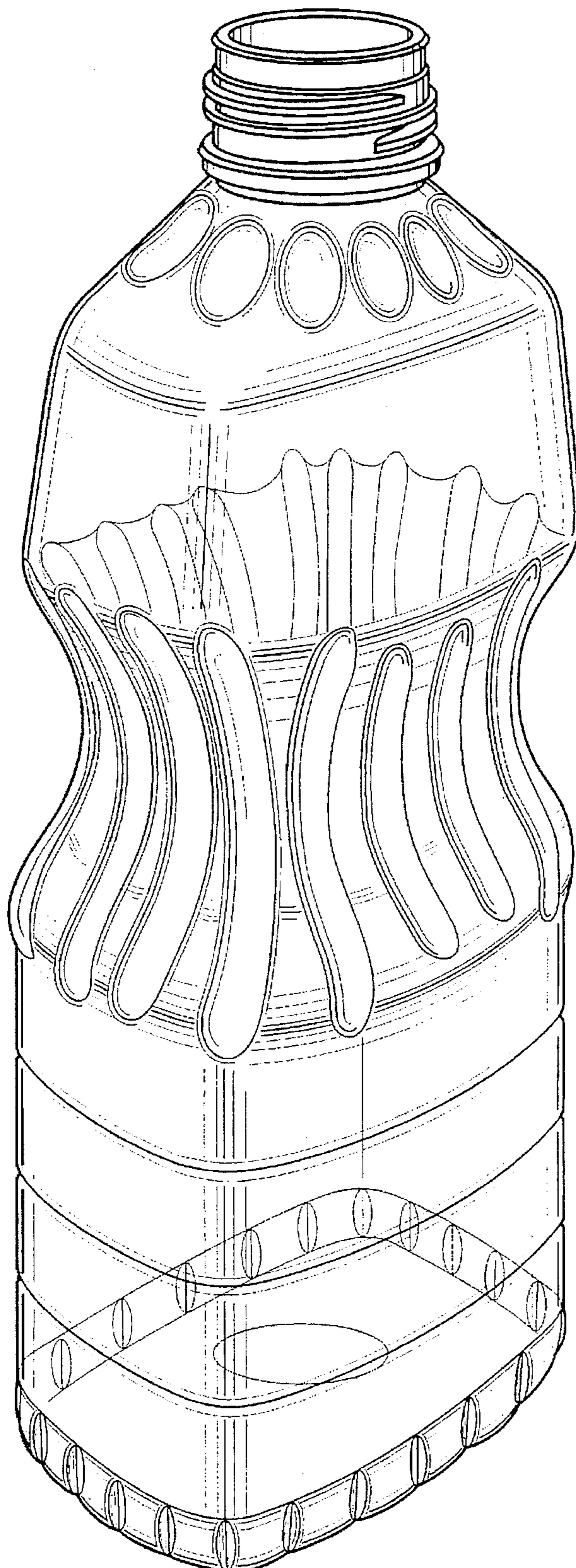


FIG. 2

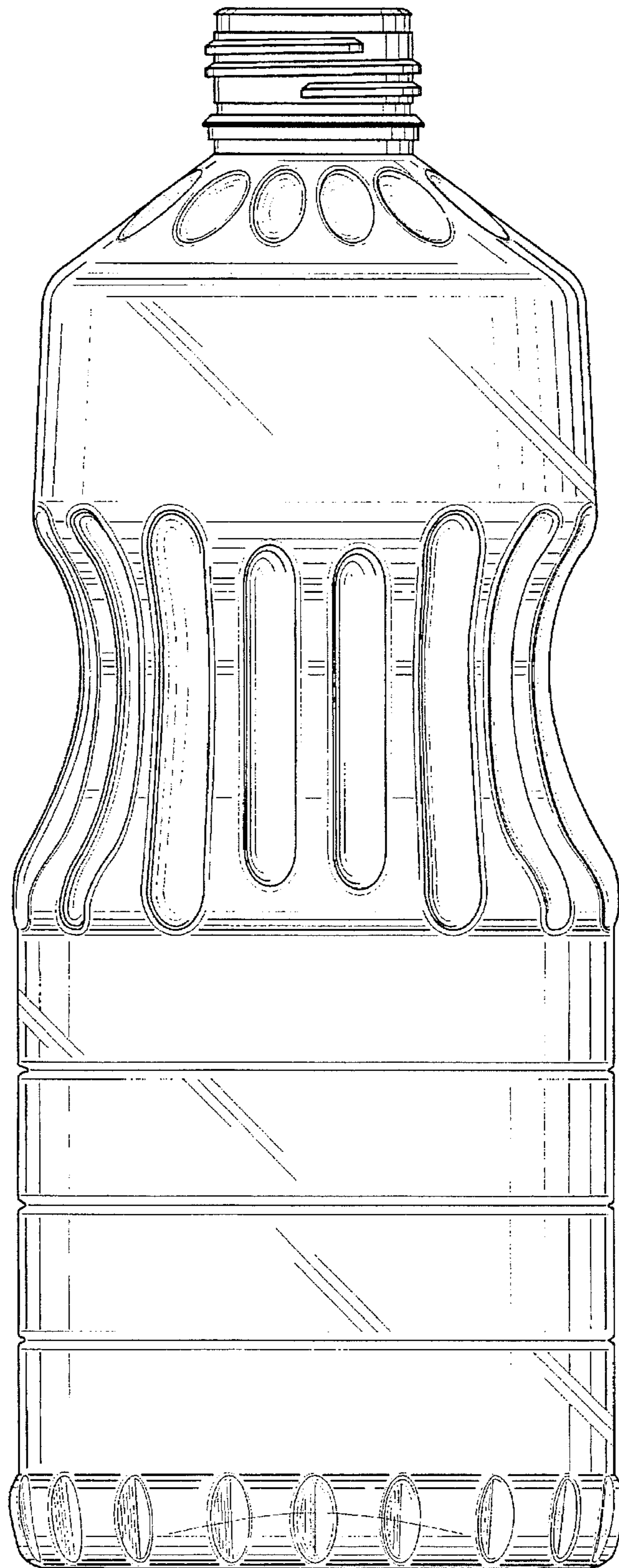


FIG. 3

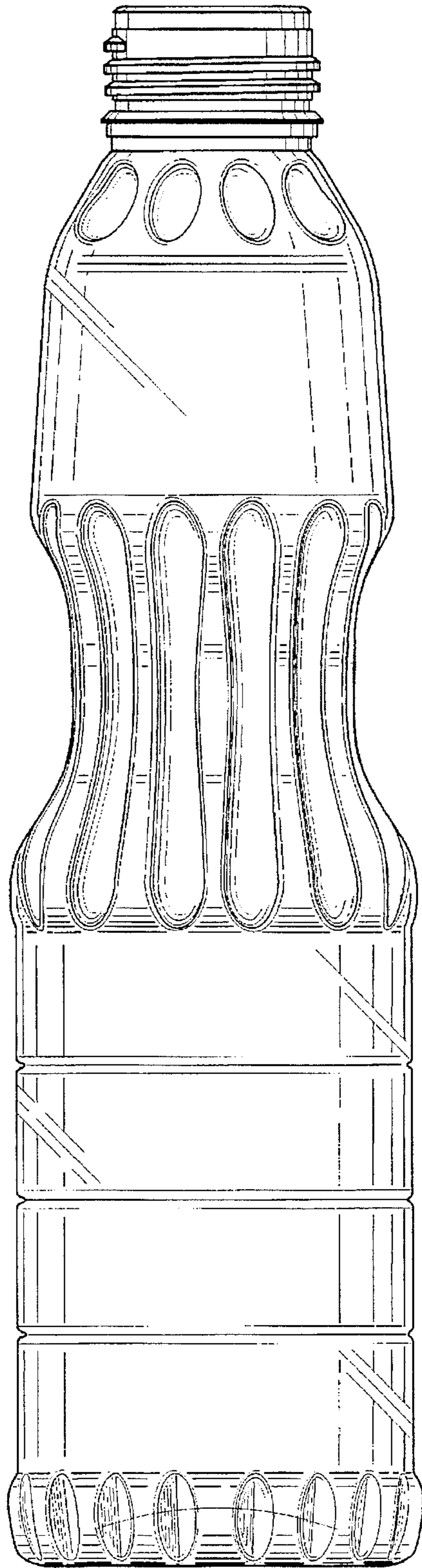


FIG. 4

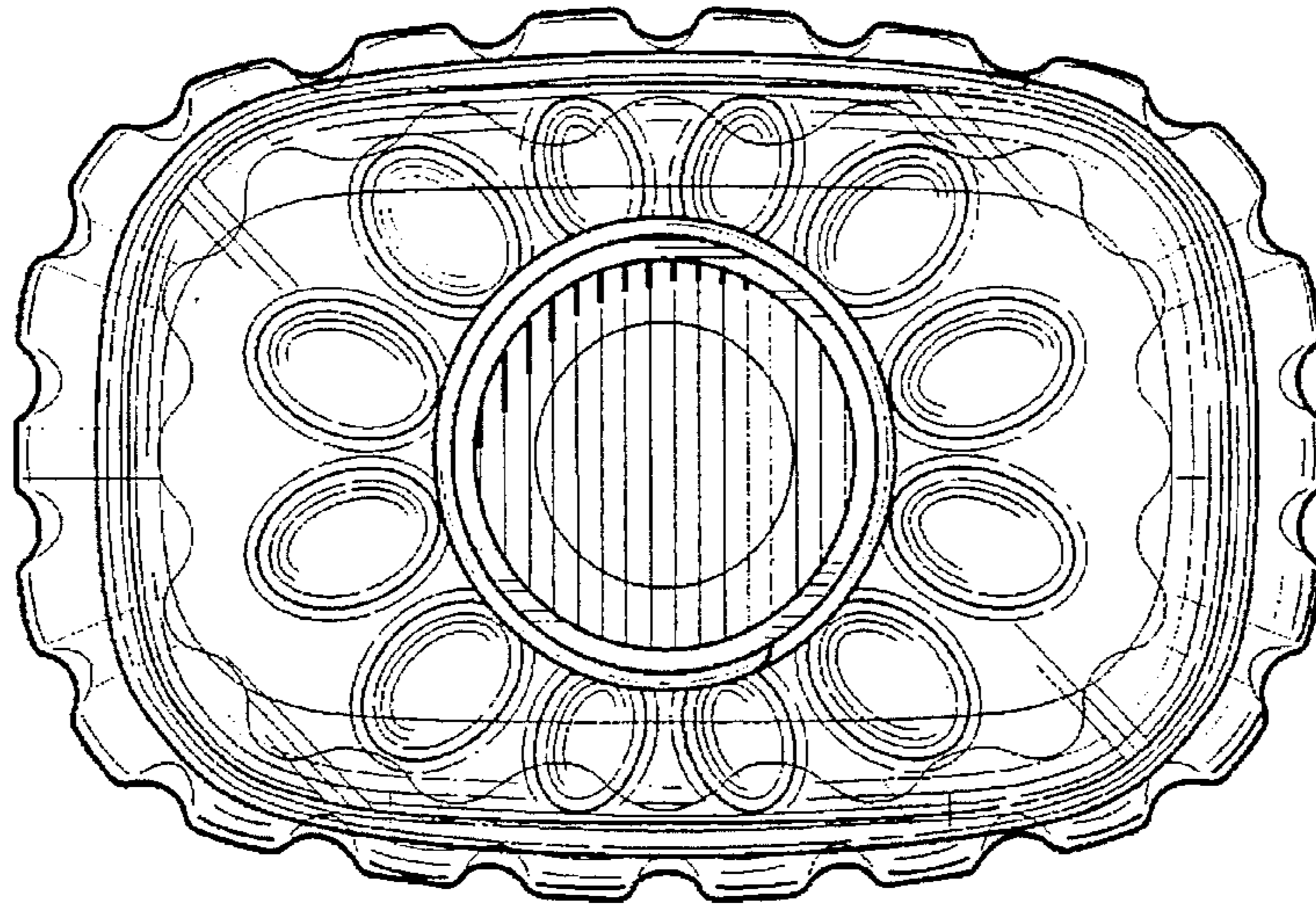


FIG. 5

