



US00D379586S

**United States Patent** [19]  
**Hale**

[11] **Patent Number: Des. 379,586**

[45] **Date of Patent: \*\*Jun. 3, 1997**

[54] **CABLE AND PARTS CONTAINER**  
[76] **Inventor: Leon A. Hale, 217 Bayou View Dr., El Lago, Tex. 77586**

4,006,854 2/1977 Gibson et al. .... 206/409  
4,436,221 3/1984 Margulies ..... 206/409 X  
5,150,789 9/1992 Bass ..... 206/409 X  
5,494,160 2/1996 Gelmetti ..... 206/409 X

[\*\*] **Term: 14 Years**

*Primary Examiner*—Prabhakar G. Deshmukh  
*Attorney, Agent, or Firm*—Vinson & Elkins L.L.P.

[21] **Appl. No.: 43,103**

[57] **CLAIM**

[22] **Filed: Aug. 25, 1995**

The ornamental design for cable and parts container, as shown and described.

[51] **LOC (6) Cl. .... 09-07**

[52] **U.S. Cl. .... D9/418; D9/417**

[58] **Field of Search .... D9/418, 416, 417, D9/432, 346, 433; 206/409, 397, 349, 372, 45.34, 824, 825; 229/162**

**DESCRIPTION**


FIG. 1 is a perspective view of my new design for a cable and parts container;  
FIG. 2 is a right-side elevational view;  
FIG. 3 is a front elevational view;  
FIG. 4 is a rear elevational view;  
FIG. 5 is a left-side elevational view;  
FIG. 6 is a top plan view; and,  
FIG. 7 is a bottom plan view.

[56] **References Cited**

**U.S. PATENT DOCUMENTS**

D. 209,336 11/1967 Dykes et al. .... D9/430 X  
D. 209,337 11/1967 Dykes et al. .... D9/430 X  
D. 332,217 1/1993 Hayes ..... D9/424  
3,693,784 9/1972 Holmes ..... 206/409

**1 Claim, 1 Drawing Sheet**



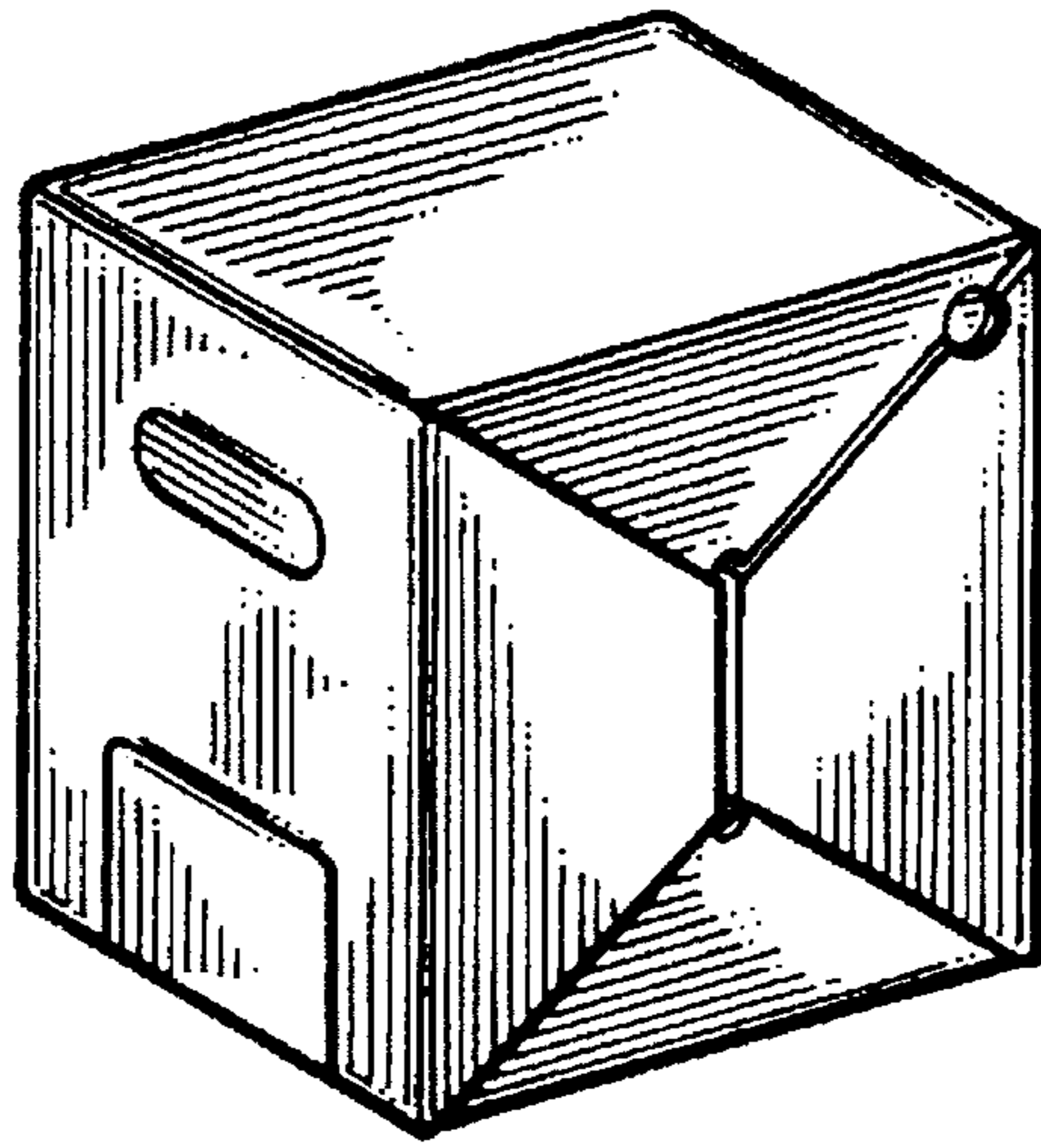


FIG. 1

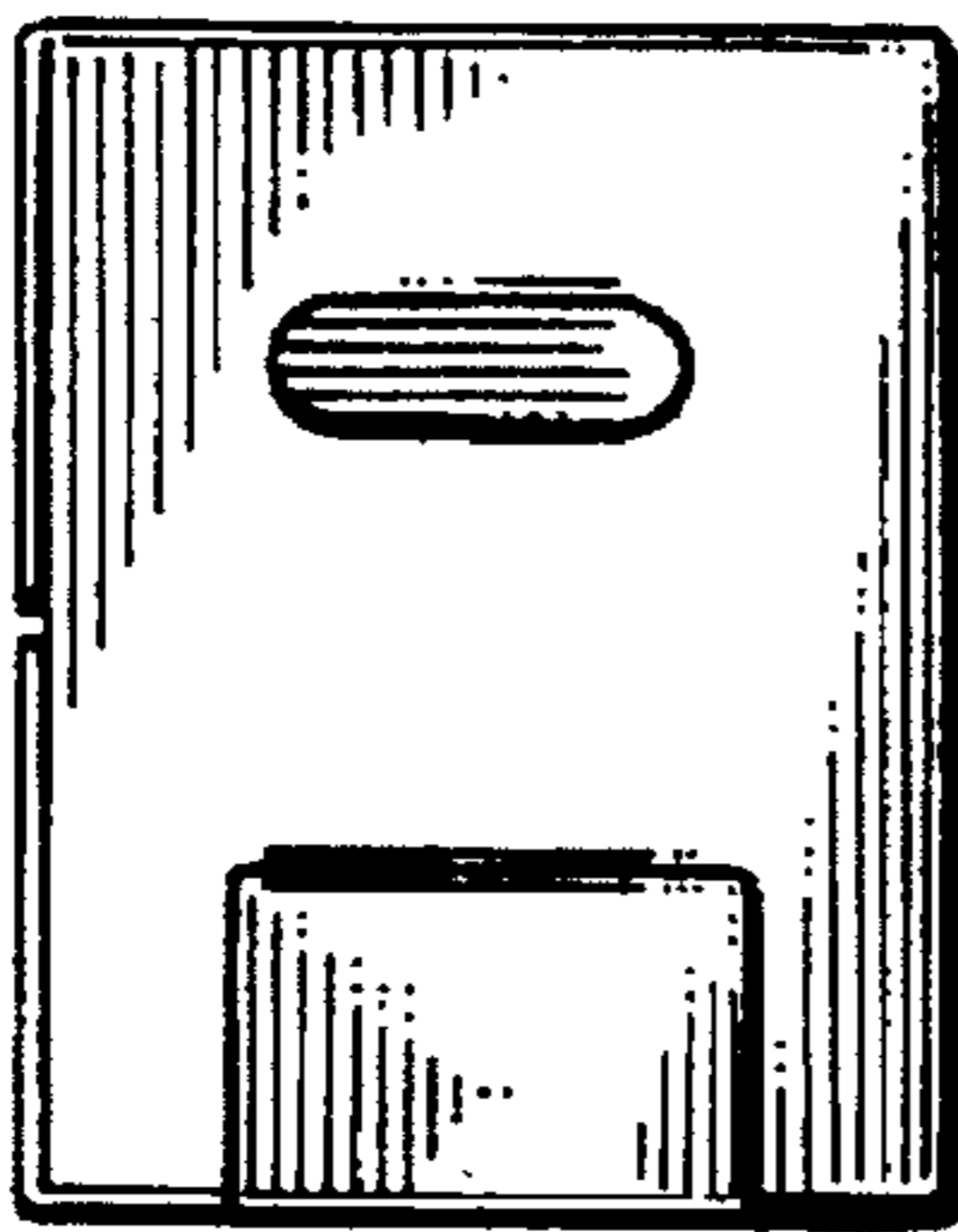


FIG. 3

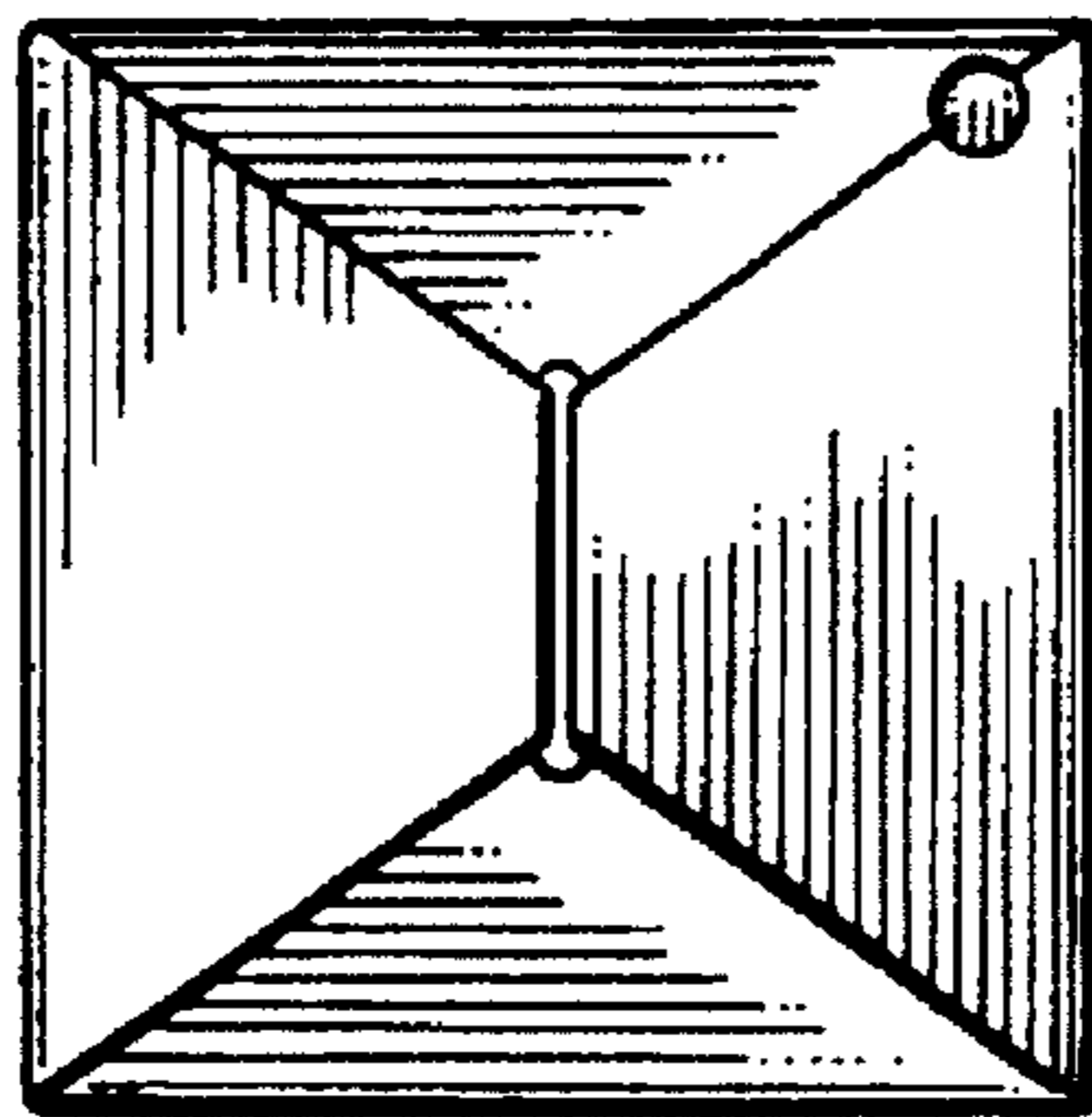


FIG. 2



FIG. 4




FIG. 6

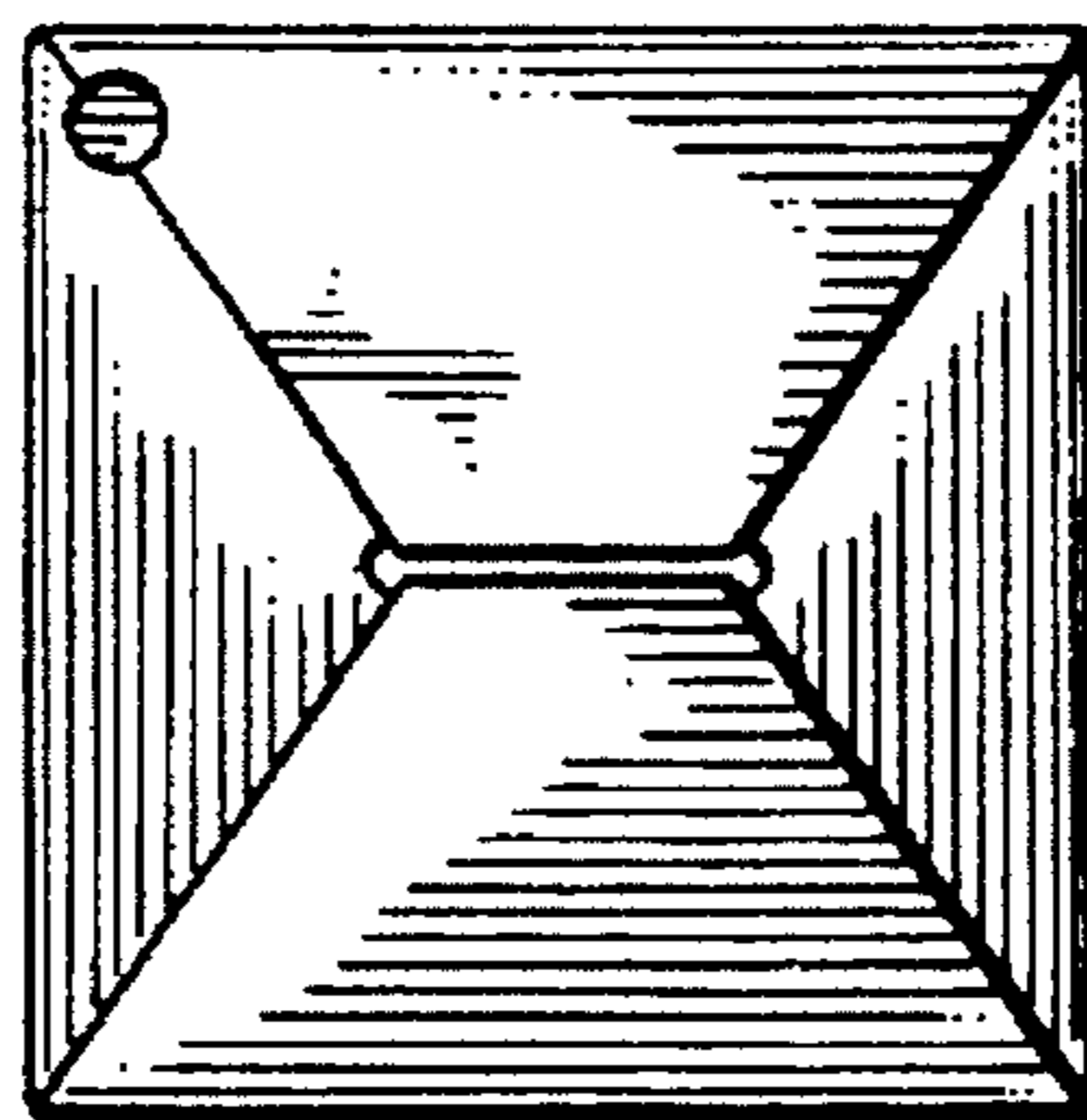


FIG. 5




FIG. 7