



US00D379574S

United States Patent [19]

Jeppesen et al.

[11] Patent Number: **Des. 379,574**

[45] Date of Patent: ****Jun. 3, 1997**

[54] CUTTING BOARD

[75] Inventors: **Hanne D. Jeppesen**, Holte; **Jakob Heiberg**, Charlottenlund; **Stig Lillelund**, Gentofte, all of Denmark

[73] Assignee: **Dart Industries Inc.**, Orlando, Fla.

[**] Term: **14 Years**

[21] Appl. No.: **48,203**

[22] Filed: **Dec. 22, 1995**

[51] LOC (6) Cl. **07-02**

[52] U.S. Cl. **D7/698**

[58] Field of Search D7/698, 667; 269/54.5, 269/289 R, 291, 302.1, 303, 315, 900, 901

[56] References Cited

U.S. PATENT DOCUMENTS

- D. 183,947 11/1958 Quistgaard D7/698 X
- D. 244,169 5/1977 Barnsley D7/698
- D. 304,276 10/1989 Wolff et al. D7/698
- D. 304,277 10/1989 Wolff et al. D7/698
- D. 353,080 12/1994 Cantereels et al. D7/667

FOREIGN PATENT DOCUMENTS

- 389842 7/1965 Switzerland D7/698 X
- 2216399 10/1989 United Kingdom .

OTHER PUBLICATIONS

Gifts & Decorative Accessories, "Metal and Wood: Elegant Statements in Serving", May 1981, p. 98.

Gifts & Decorative Accessories, "In the Limelight", Nov. 1974, p. 71.

Home Furnishings Daily, "Animals Serve the Snacks", Thursday, Apr. 25, 1974.

Home Furnishings Daily (HFD); Sep. 10, 1984; p. 88; Foley-Martens Co.; Circular board #4.

Primary Examiner—James M. Gandy

Assistant Examiner—Caron D. Veynar

Attorney, Agent, or Firm—John A. Doninger

[57] CLAIM

The ornamental design for a cutting board, as shown.

DESCRIPTION

FIG. 1 is a top, front and side perspective view of a cutting board showing our new design;

FIG. 2 is a top plan view thereof;

FIG. 3 is a bottom plan view thereof;

FIG. 4 is a front elevational view thereof;

FIG. 5 is a rear elevational view thereof;

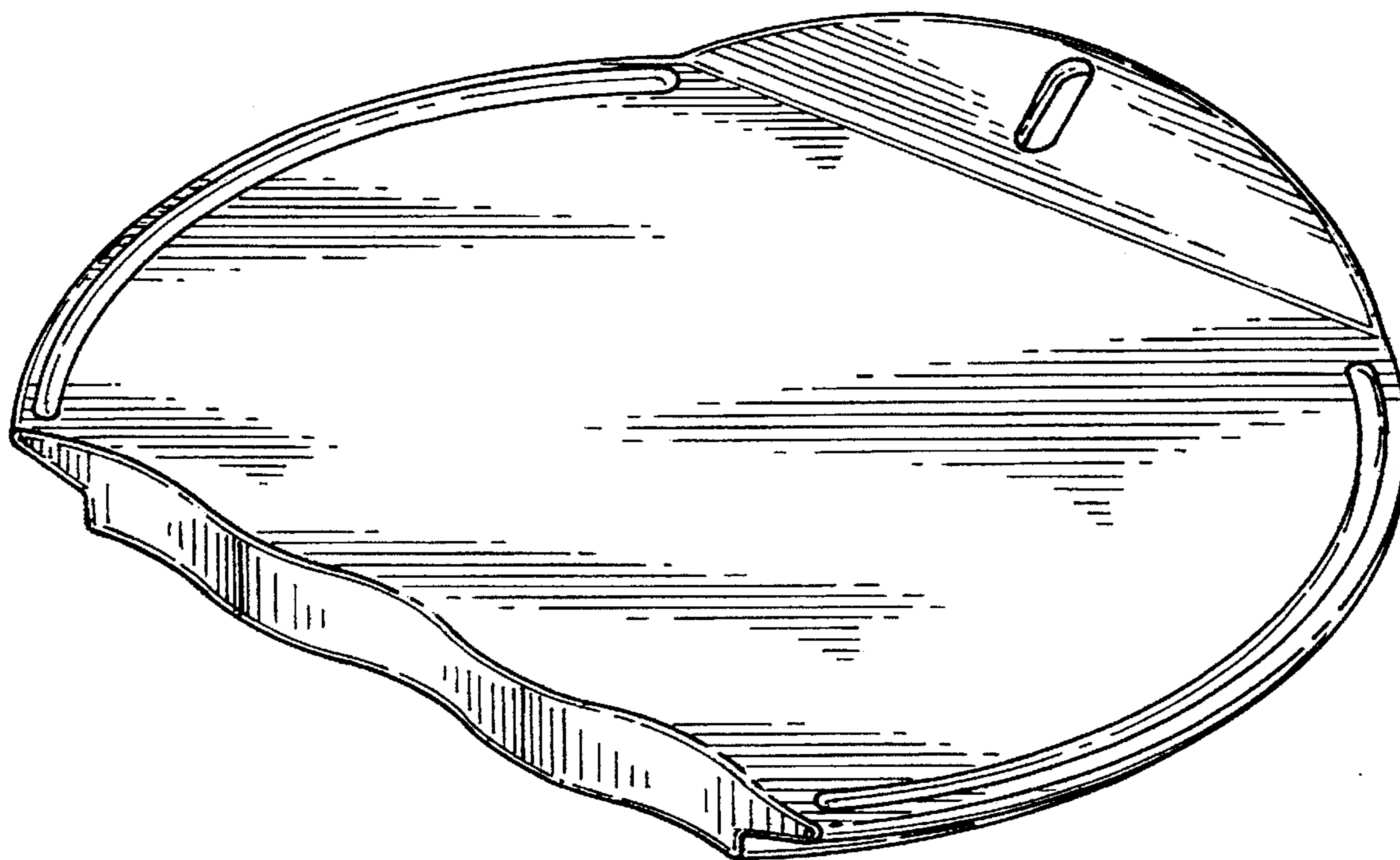
FIG. 6 is a right side elevational view thereof;

FIG. 7 is a left side elevational view thereof;

FIG. 8 is a cross-section view thereof taken on line 8—8 in FIG. 2; and,

FIG. 9 is a cross-section view thereof taken on line 9—9 in FIG. 2.

1 Claim, 4 Drawing Sheets



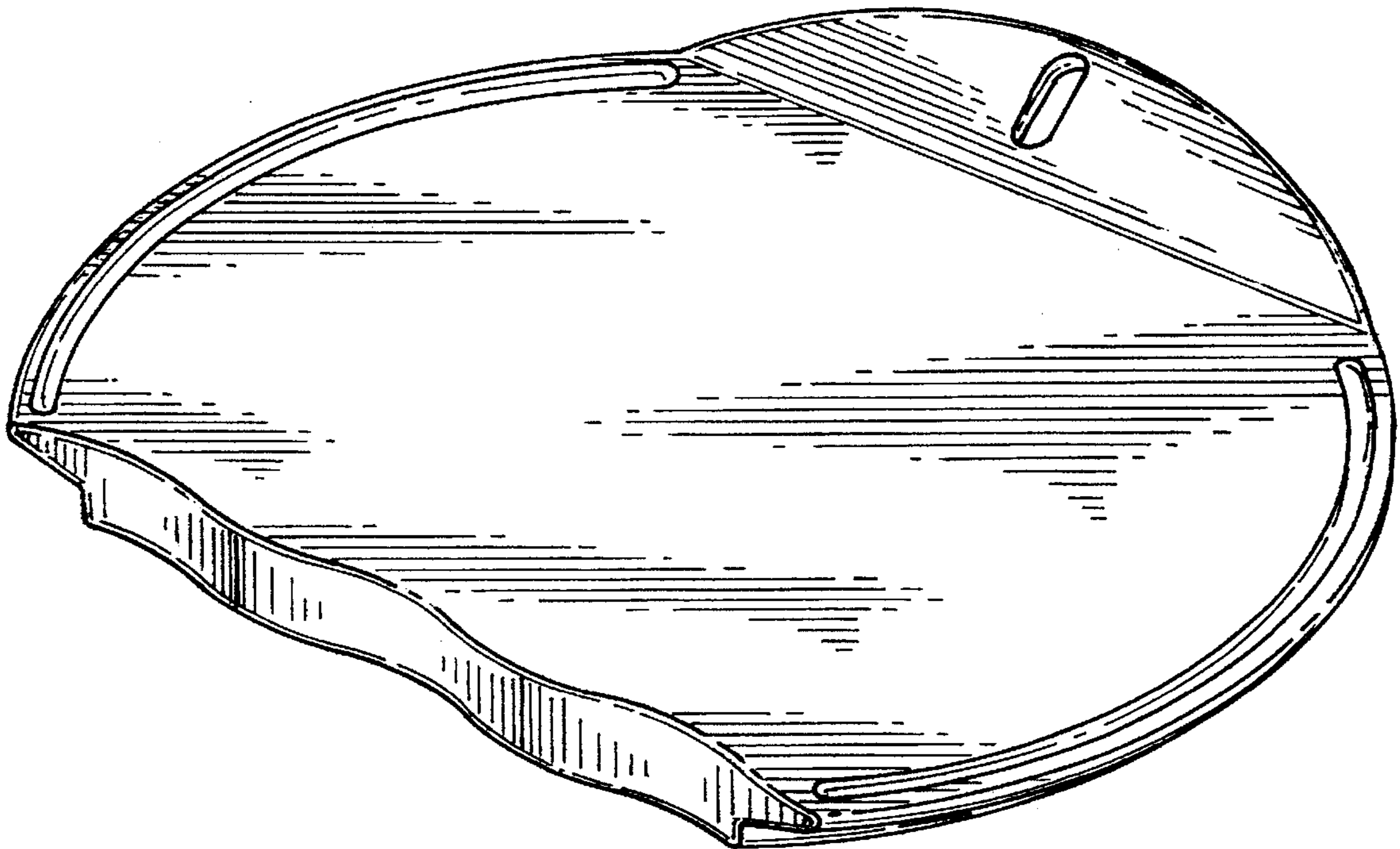


FIG. 1

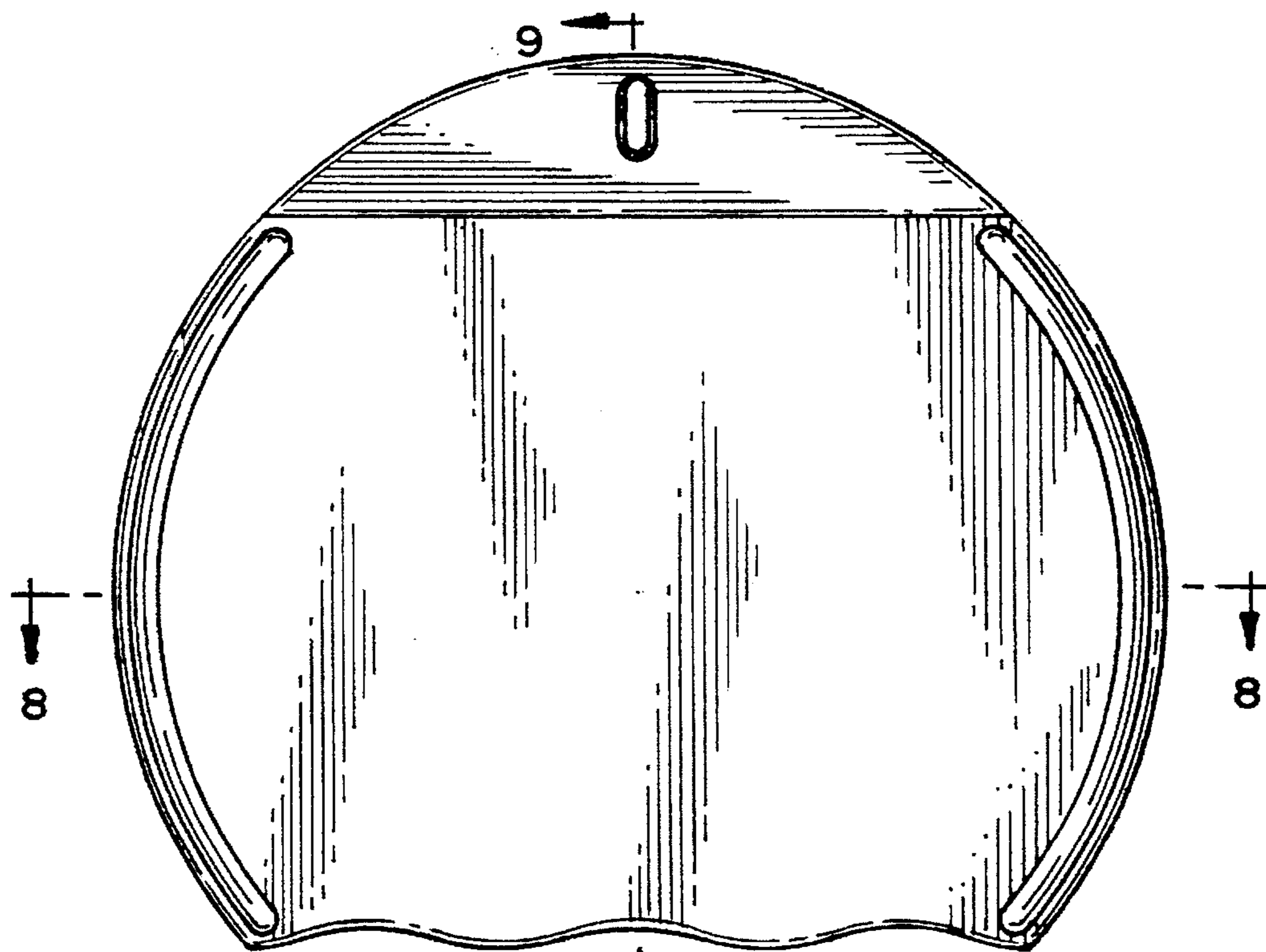


FIG. 2

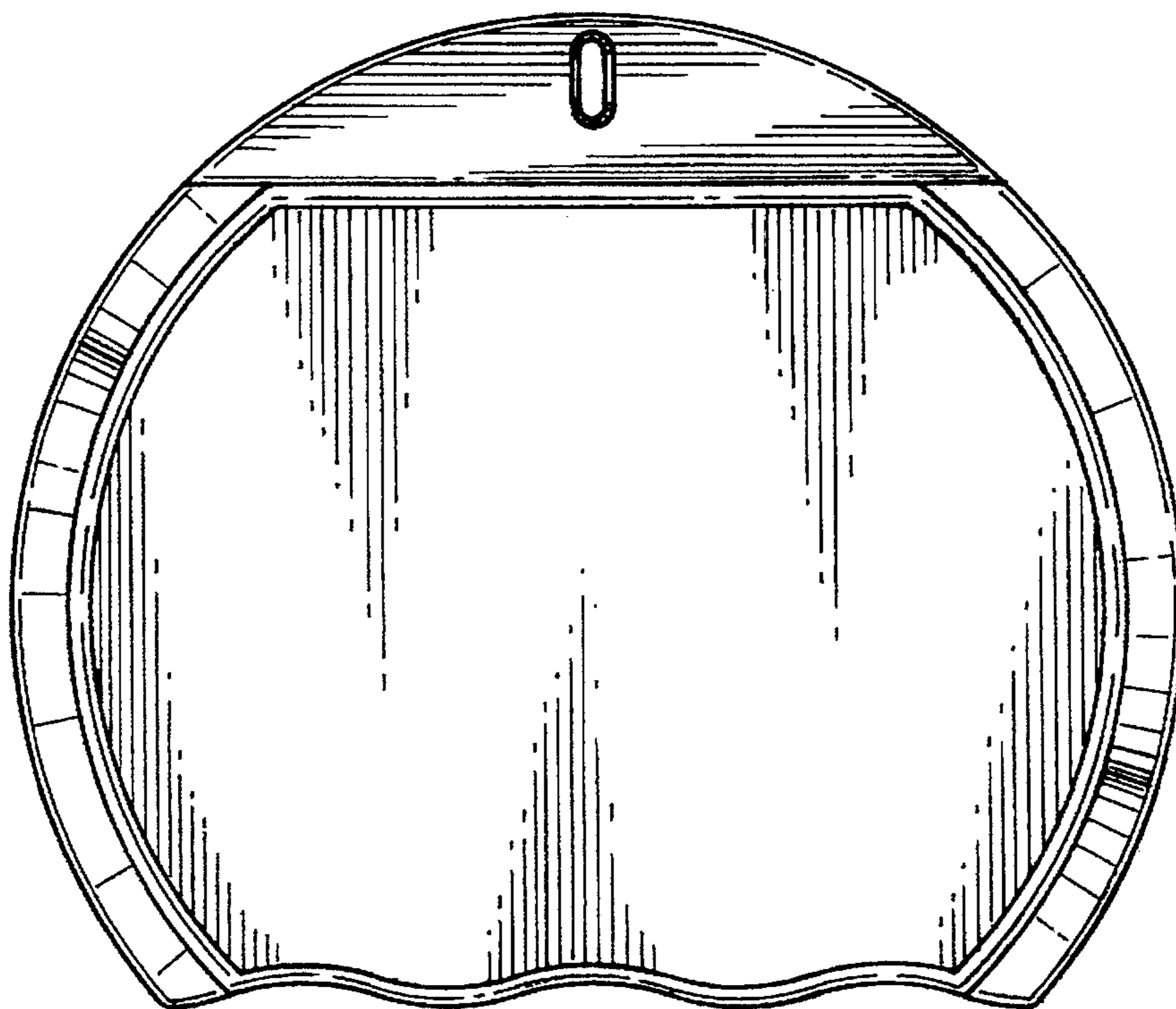


FIG. 3

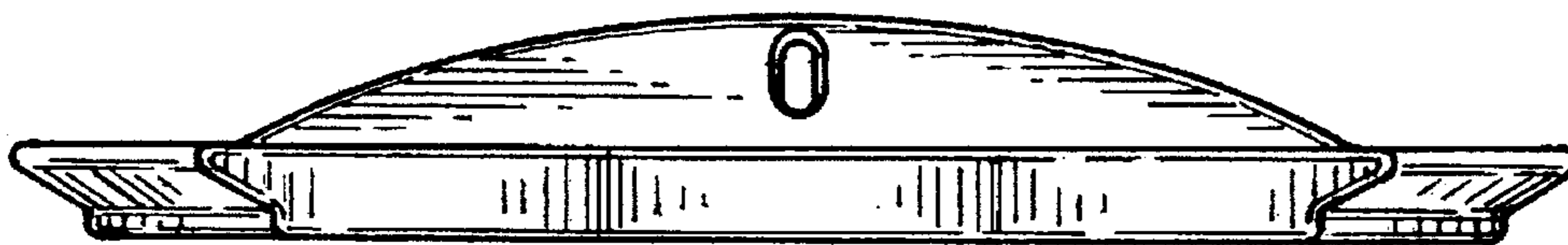


FIG. 4

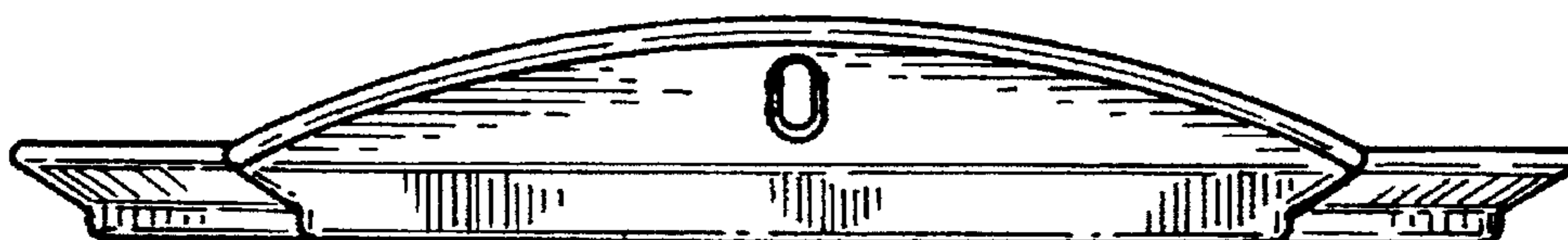


FIG. 5



FIG. 6



FIG. 7



FIG. 8

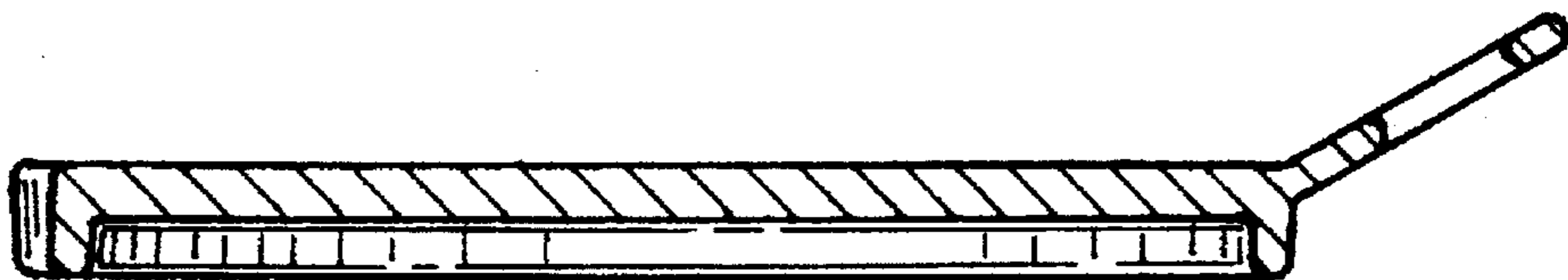


FIG. 9