



US00D379567S

United States Patent [19] Grivet

[11] Patent Number: **Des. 379,567**
[45] Date of Patent: ****Jun. 3, 1997**

[54] **CHAIR**
[75] Inventor: **Florence Grivet, Paris, France**
[73] Assignee: **Chairtech, S.A., St-Marcellin cedex, France**
[**] Term: **14 Years**
[21] Appl. No.: **47,324**
[22] Filed: **Dec. 1, 1995**
[51] LOC (6) Cl. **06-06**
[52] U.S. Cl. **D6/500; D6/366**
[58] Field of Search D6/334, 365, 366,
D6/367, 372, 374, 375, 379, 500, 501,
502; 297/411.2

D. 354,631 1/1995 Orlandini et al. D6/366
D. 358,064 5/1995 Larkin D6/366
D. 360,316 7/1995 Hodge et al. D6/366
D. 362,973 10/1995 Schultz D6/366

OTHER PUBLICATIONS

Interiors, May 1973, p. 89. chair shown.
Fixtures Furniture, p. 53, chair shown.

Primary Examiner—Gary D. Watson
Attorney, Agent, or Firm—Gottlieb, Rackman & Reisman,
P.C.

[57] CLAIM

The ornamental design for a chair, as shown and described.

DESCRIPTION

FIG. 1 is a front elevational view of the chair showing my new design;
FIG. 2 is a rear elevational view thereof;
FIG. 3 is a side elevational view, the opposite side being a mirror image thereof;
FIG. 4 is a top plan view thereof; and,
FIG. 5 is a bottom plan view thereof.

1 Claim, 5 Drawing Sheets

[56] References Cited

U.S. PATENT DOCUMENTS

D. 267,990 2/1983 Buhk et al. D6/366
D. 327,781 7/1992 Citterio D6/366
D. 327,782 7/1992 Citterio D6/366
D. 330,808 11/1992 Citterio D6/366
D. 345,060 3/1994 Duncan D6/366




FIG. 1




FIG. 2

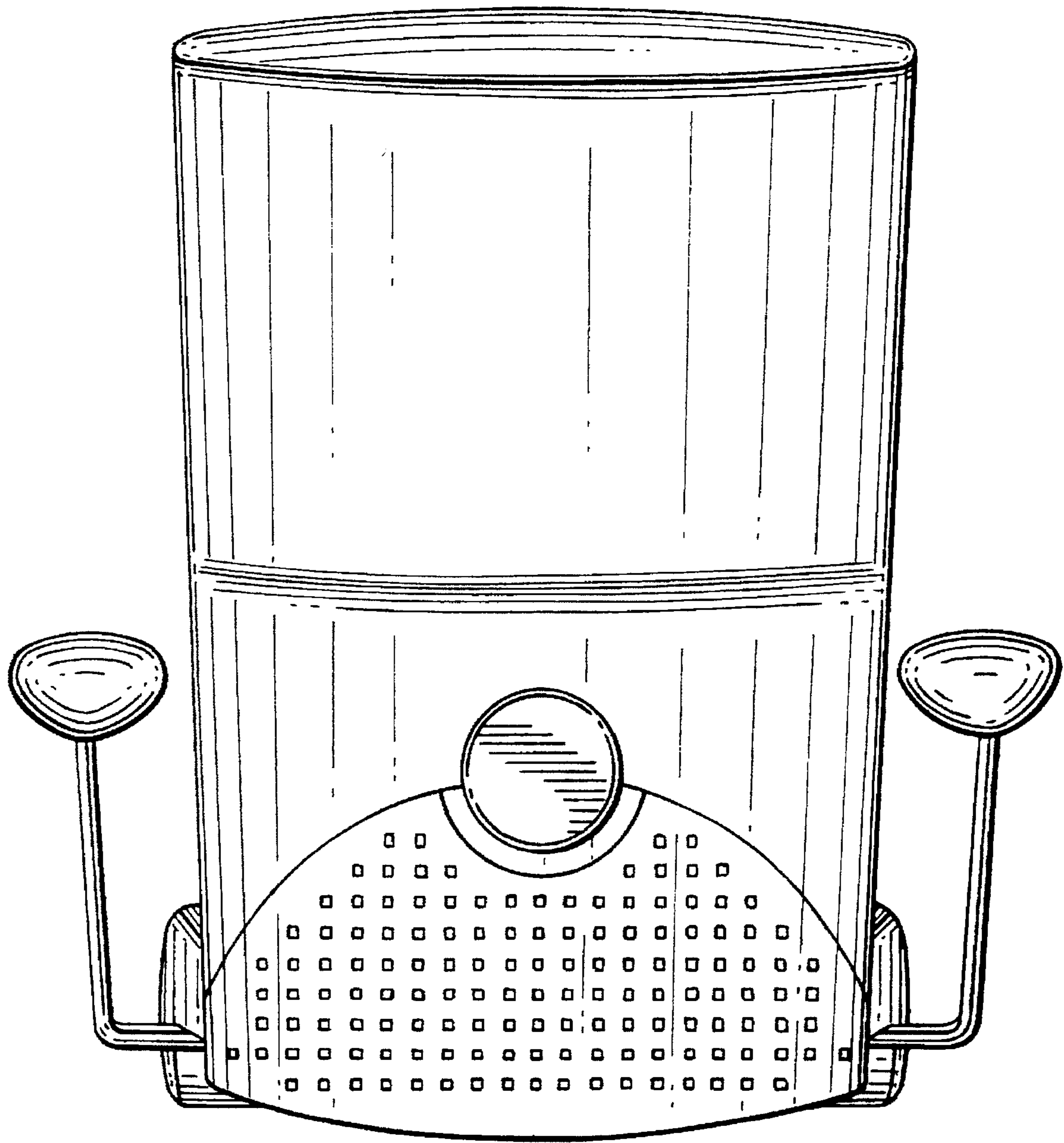


FIG. 3

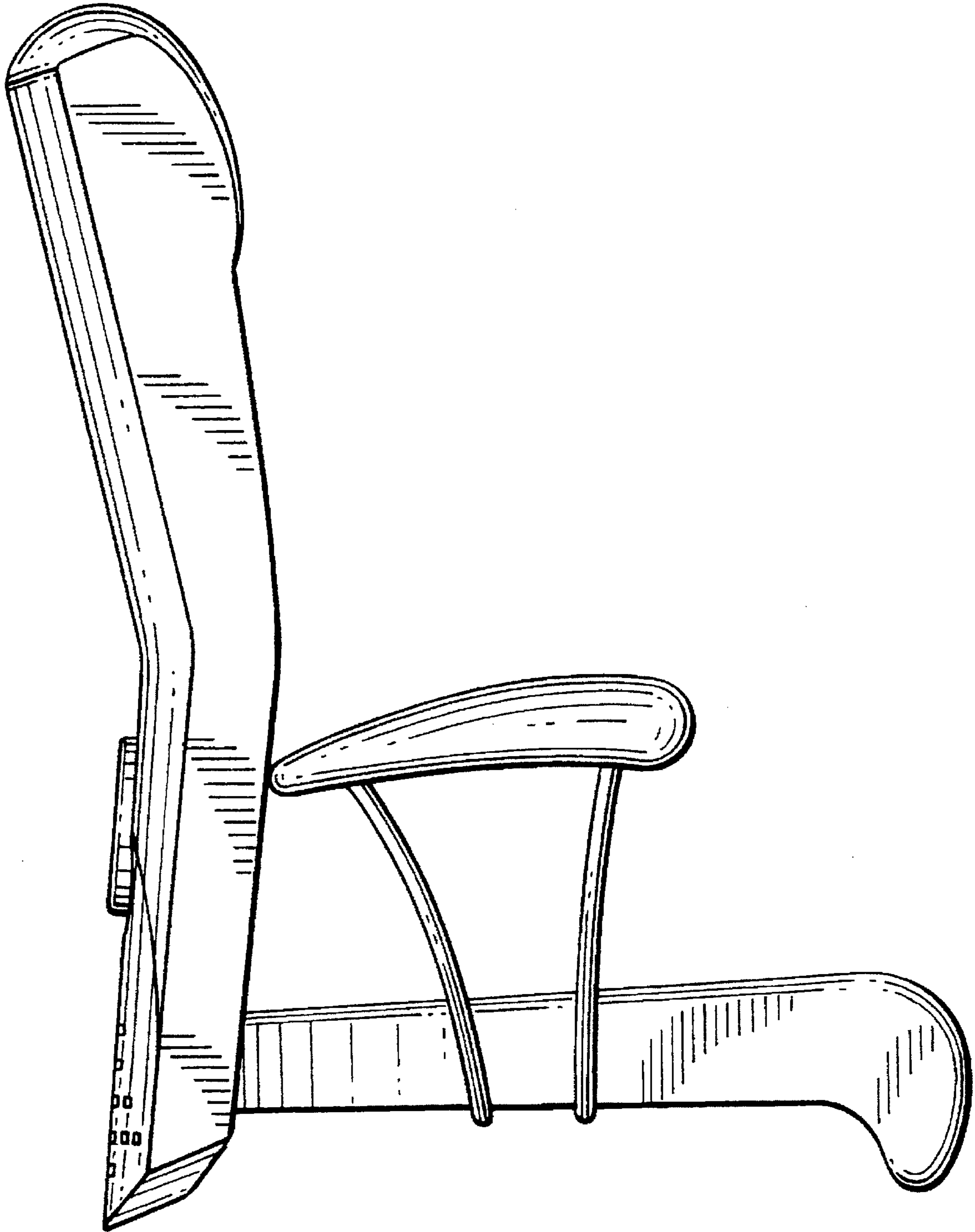


FIG. 4




FIG. 5

