



US00D379551S

United States Patent [19] Hubbard

[11] Patent Number: **Des. 379,551**
[45] Date of Patent: ****May 27, 1997**

[54] **CIGAR HOLDER**
[75] Inventor: **George T. Hubbard**, Rye, N.Y.
[73] Assignee: **Golfware, Inc.**, White Plains, N.Y.
[**] Term: **14 Years**
[21] Appl. No.: **53,732**
[22] Filed: **Apr. 29, 1996**
[51] LOC (6) Cl. **27-06**
[52] U.S. Cl. **D27/183**
[58] Field of Search D27/162, 138,
D27/183, 172, 193, 192; 131/188, 187,
330, 186, 257, 240.1, 178, 329, 224, 260;
211/70.3; D8/1, 356; D21/255; D26/138;
D30/154

D. 366,600 1/1996 Laskowski et al. D21/255 X
533,113 1/1895 Byrkit .
1,894,080 1/1933 Billgren 131/186 X
2,145,910 2/1939 Alpen .
2,331,421 10/1943 Redhead .
3,001,529 9/1961 Watson 131/257
3,091,401 5/1963 Hruby, Jr. D8/1 X
3,304,038 2/1967 Guthrie .
3,473,770 10/1969 Edgerton .
4,550,739 11/1985 Henderson 131/257 X
4,709,706 12/1987 Turro 131/240.1
4,838,285 6/1989 Petrone .

OTHER PUBLICATIONS

Golfweek, Jul. 6, 1996, p.29, "Tee up your Cigar with the Tee-Gar".

Primary Examiner—Susan J. Lucas
Assistant Examiner—Jennifer A. Regester
Attorney, Agent, or Firm—Fish & Neave; Thomas L. Secret

[57] CLAIM

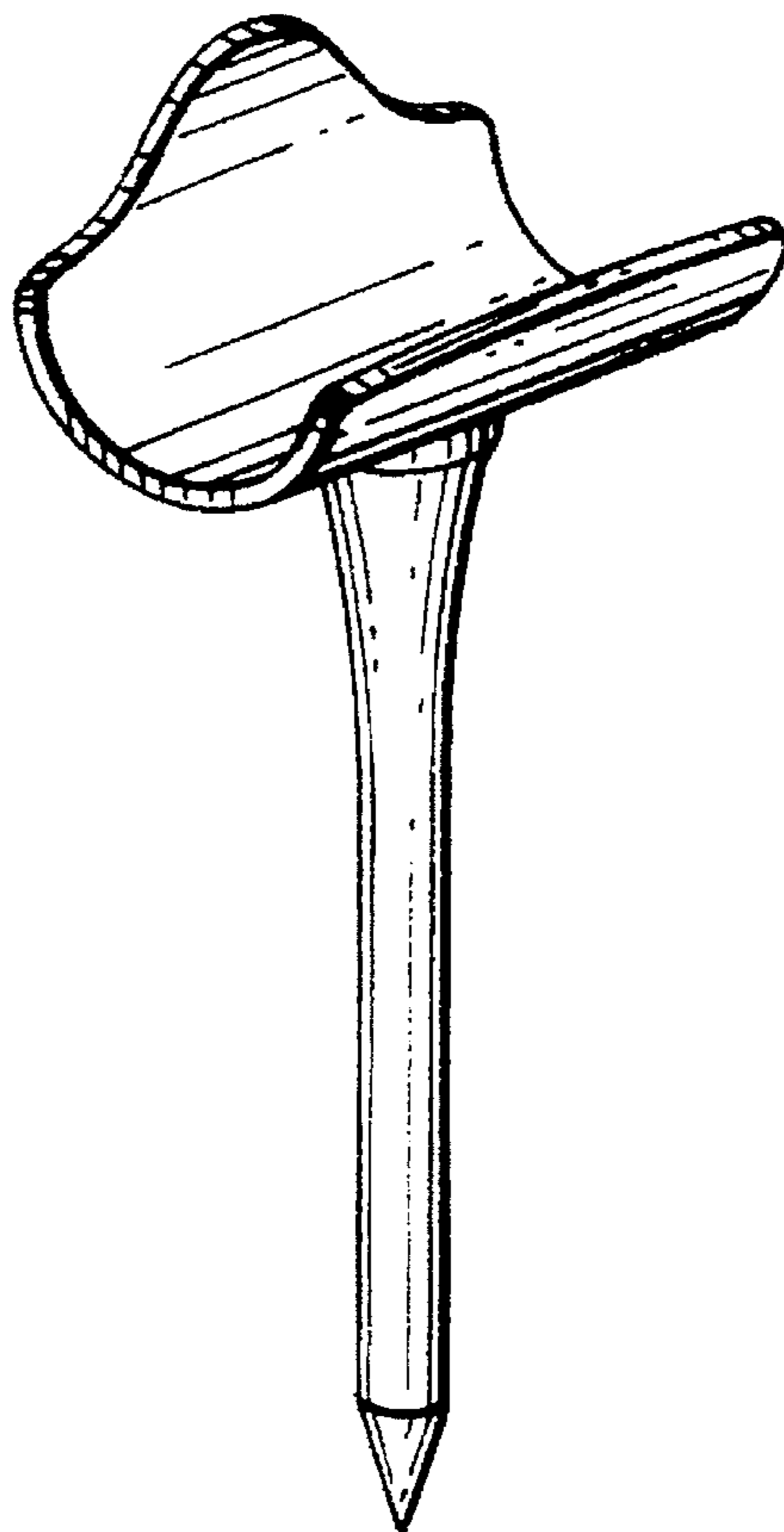
The ornamental design for a cigar holder, as shown and described.

DESCRIPTION

FIG. 1 is a front and left side perspective view of a cigar holder showing my own design;
FIG. 2 is a top plan view thereof;
FIG. 3 is a front view thereof;
FIG. 4 is a right side view thereof;
FIG. 5 is a rear view thereof; and,
FIG. 6 is a bottom plan view thereof.

1 Claim, 1 Drawing Sheet

[56] **References Cited**
U.S. PATENT DOCUMENTS
61,234 1/1867 Myers et al. .
D. 116,028 8/1939 Havey .
D. 155,536 10/1949 Pickering et al. D27/183
D. 198,824 8/1964 Murphy .
D. 206,312 11/1966 Roberts .
D. 210,837 4/1968 Warner .
D. 246,803 12/1977 Steinberg D27/192
D. 259,111 5/1981 Kinney .
D. 325,678 4/1992 Niles D8/1 X
D. 358,979 6/1995 Reid D8/356



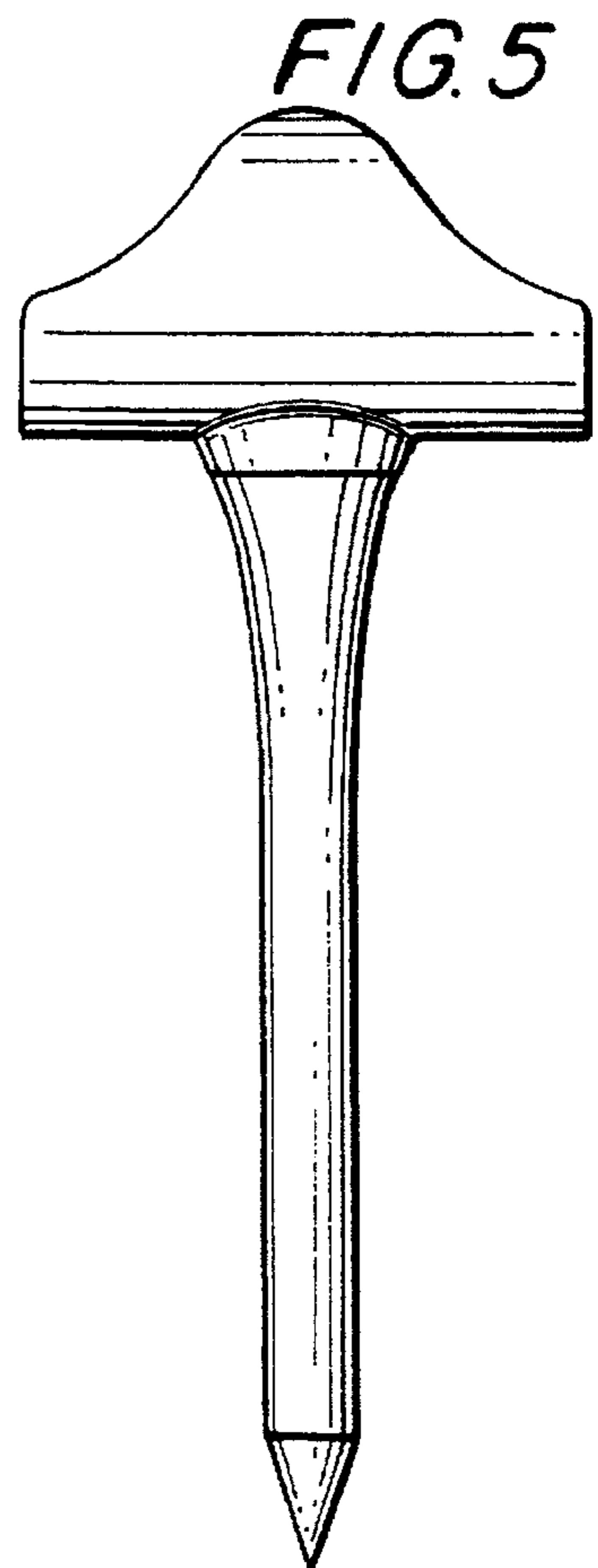
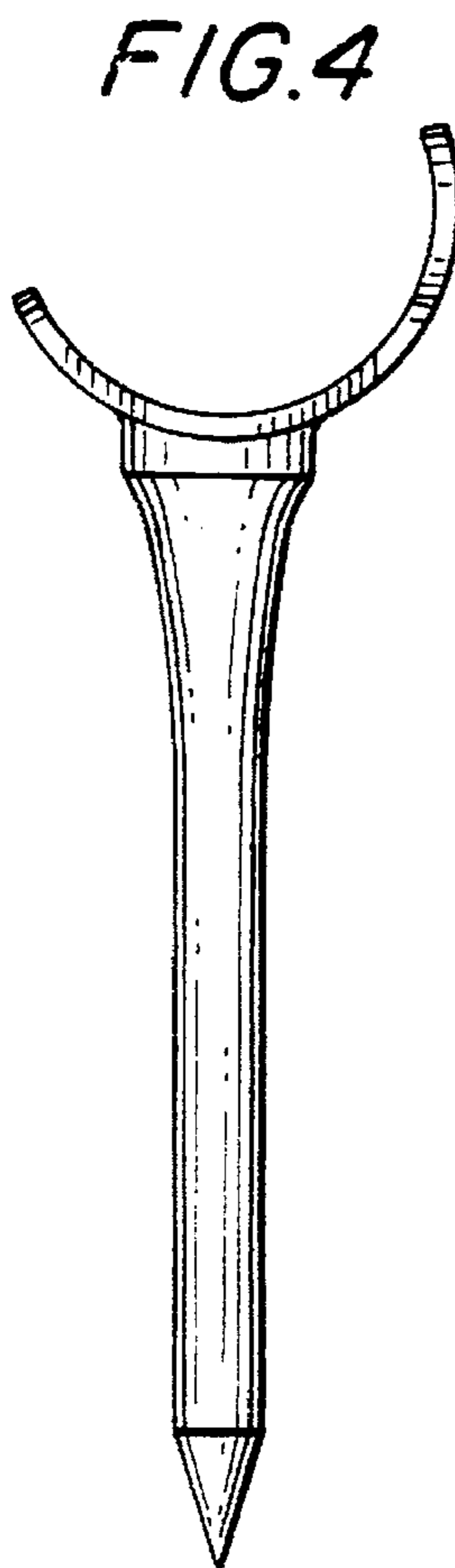
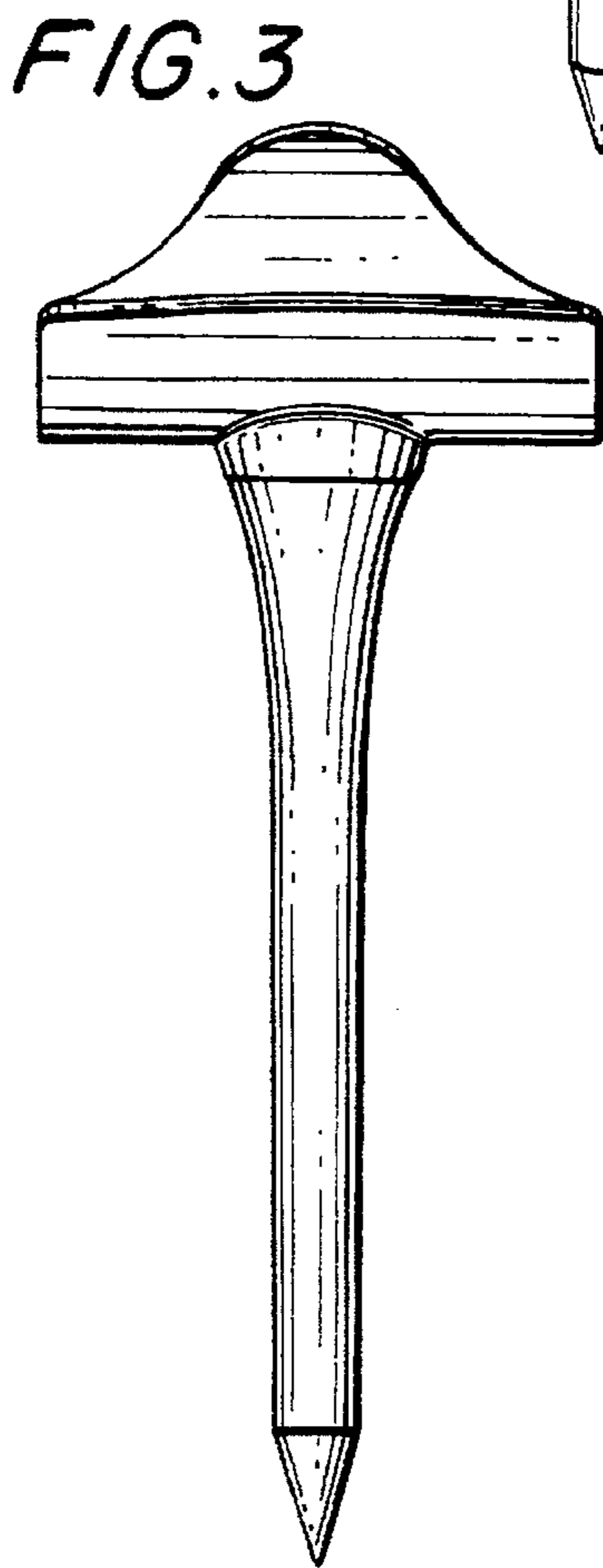
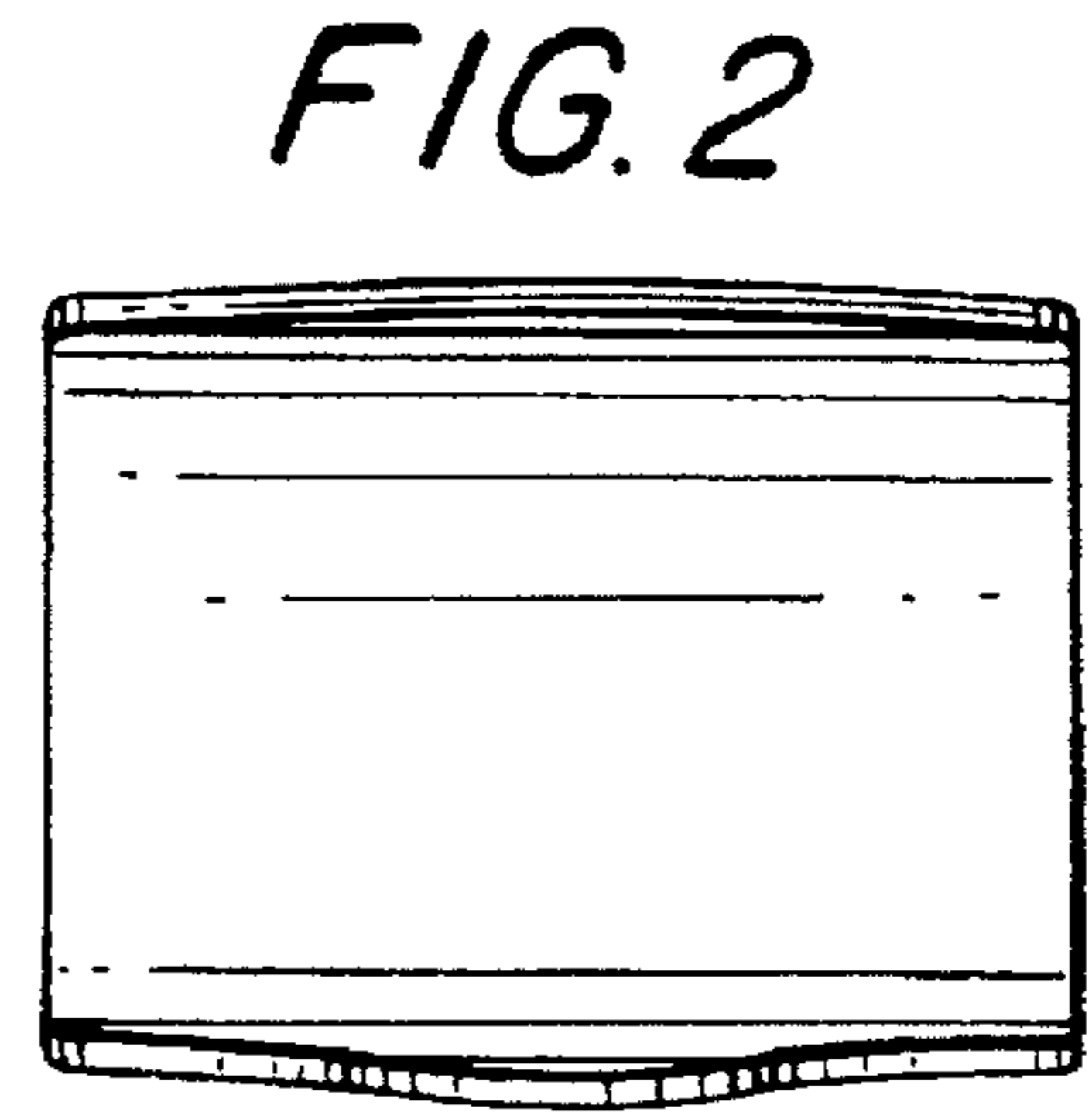
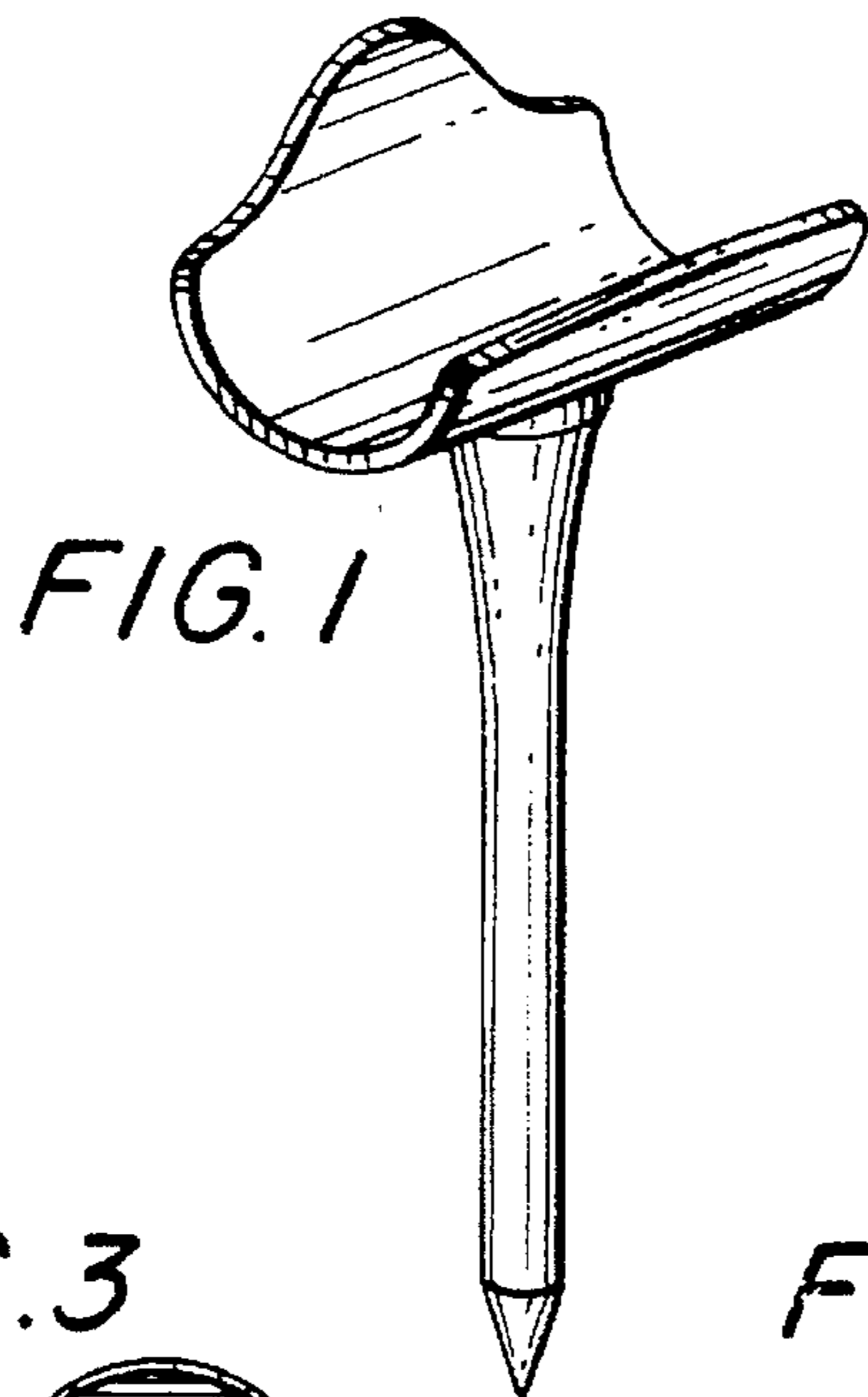


FIG. 6

