



US00D379542S

United States Patent [19]

Egashira

[11] Patent Number: **Des. 379,542**

[45] Date of Patent: ****May 27, 1997**

[54] **FLEXIBLE FLASHLIGHT**

[75] Inventor: **Teruaki Egashira**, Osaka-fu, Japan

[73] Assignee: **Sanyo Electric Co., Ltd.**, Osaka-Fu, Japan

[**] Term: **14 Years**

[21] Appl. No.: **50,037**

[22] Filed: **Feb. 7, 1996**

[30] **Foreign Application Priority Data**

Aug. 8, 1995 [JP] Japan 7-23338

[51] LOC (6) Cl. **26-02**

[52] U.S. Cl. **D26/43**

[58] Field of Search D26/37-50; 362/157, 362/158, 184, 188, 189, 198, 199, 200, 396, 181

[56] **References Cited**

U.S. PATENT DOCUMENTS

- D. 152,584 2/1949 Becker D48/24
- D. 166,073 3/1952 Dunkelberger D48/24
- D. 190,295 5/1961 Becker D48/20
- D. 192,935 5/1962 Becker et al. D48/20
- D. 221,248 7/1971 Angibaud D48/24
- D. 229,963 1/1974 Kahn D48/24 A
- D. 230,068 1/1974 Numbers D48/24 A
- D. 231,011 3/1974 Vic D48/24 A
- D. 243,787 3/1977 Bunyea D48/24 A
- D. 268,442 3/1983 Darmon D26/24
- D. 281,820 12/1985 Oba et al. D26/43
- D. 283,645 4/1986 Tanaka D26/43
- D. 291,010 7/1987 Fenne D26/46
- D. 292,131 9/1987 Fenne D26/43
- D. 293,027 12/1987 Zurwelle D26/46
- D. 294,644 3/1988 Ohashi D26/49
- D. 298,466 11/1988 Murrell et al. D26/46
- D. 298,572 11/1988 Murrell et al. D26/46
- D. 300,667 4/1989 Ohashi D26/49
- D. 302,325 7/1989 Charet et al. D26/60
- D. 306,351 2/1990 Charet et al. D26/43
- D. 308,254 5/1990 Ohashi D26/42
- D. 308,255 5/1990 Emmerling D26/46
- D. 308,257 5/1990 Staubitz et al. D26/49

- D. 308,258 5/1990 Kung-kit et al. D26/49
- D. 314,246 1/1991 Bache D26/62
- D. 314,634 2/1991 Fenne D26/46
- D. 321,062 10/1991 Bonbright D26/140
- D. 322,681 12/1991 Yuen D26/38
- D. 328,146 7/1992 Sinsteden D26/49
- D. 334,822 4/1993 Antognazza D26/46

(List continued on next page.)

FOREIGN PATENT DOCUMENTS

- 57-148702 9/1982 Japan .
- 5537889 4/1983 Japan .
- 5610262 6/1983 Japan .
- 5754258 11/1984 Japan .
- 5757068 2/1985 Japan .
- 5813689 9/1985 Japan .
- 5819483 10/1985 Japan .
- 5937287 10/1985 Japan .
- 5941066 10/1985 Japan .
- 595637 10/1985 Japan .
- 5910881 5/1986 Japan .
- 5916008 5/1986 Japan .
- 5916009 5/1986 Japan .
- 5933963 8/1986 Japan .
- 148330 7/1992 Japan .

Primary Examiner—Marcus A. Jackson
Attorney, Agent, or Firm—Darby & Darby

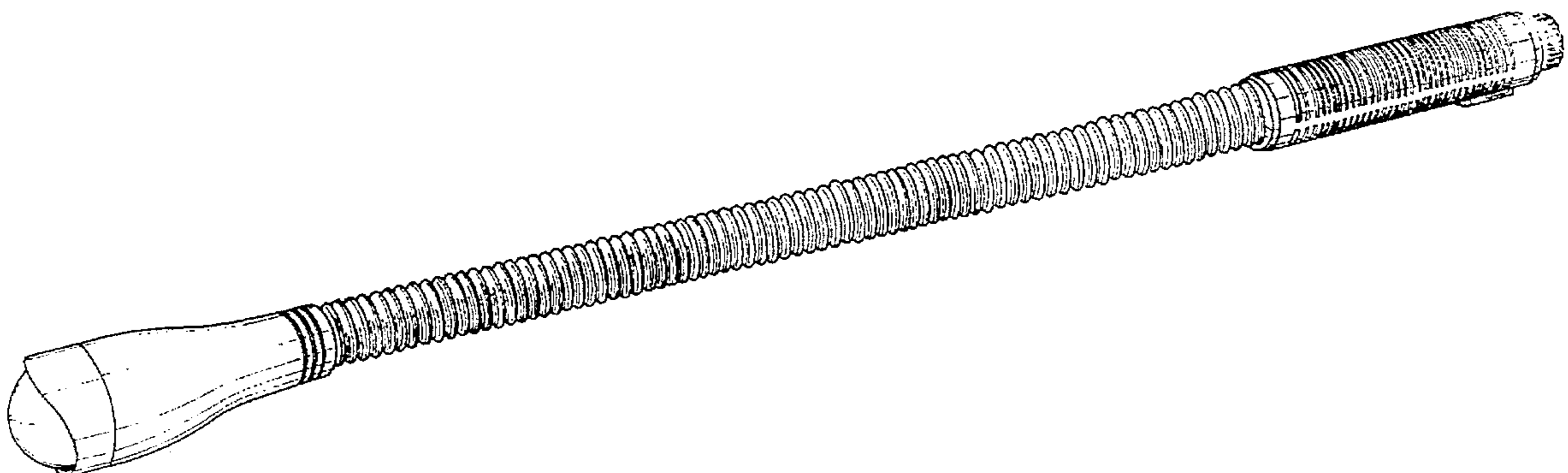
[57] **CLAIM**

The ornamental design for a flexible flashlight, as shown and described.

DESCRIPTION

FIG. 1 is a top, front, and right side side perspective view of our new design for a flexible flashlight;
 FIG. 2 is a top, front, and left side perspective view thereof with the flexible body of the flexible flashlight of FIG. 1 in a curved configuration;
 FIG. 3 is a top plan view thereof;
 FIG. 4 is a bottom plan view thereof;
 FIG. 5 is a right side elevation view thereof;
 FIG. 6 is a left side elevation view thereof;
 FIG. 7 is a front elevation view thereof; and,
 FIG. 8 is a rear elevation view of our new design.

1 Claim, 2 Drawing Sheets



U.S. PATENT DOCUMENTS

D. 341,220	11/1993	Eagan	D26/43	D. 370,278	5/1996	Nolan	D26/43
D. 349,354	8/1994	Yau	D26/37	D. 371,855	7/1996	Heun	D26/43
D. 355,040	1/1995	Dalton et al.	D26/37	2,581,129	1/1952	Muldoon	240/10.6
D. 356,175	3/1995	Yau	D26/49	2,648,762	8/1953	Dunkelberger	240/10.6
D. 357,760	4/1995	Osiecki et al.	D26/49	3,103,723	9/1963	Becker	24/3
D. 361,399	8/1995	Carbone et al.	D26/43	3,111,277	11/1963	Grimsley	240/10.66
D. 363,360	10/1995	Santarsiero	D26/43	3,731,084	5/1973	Trevorrow	240/2.4 W
D. 364,935	12/1995	deBlois	D26/43	4,839,599	6/1989	Fischer	324/542
D. 365,646	12/1995	deBlois	D26/43	4,998,190	3/1991	Claessen	362/306
D. 367,934	3/1996	Carbone	D26/43	5,103,384	4/1992	Drohan	362/191
D. 368,146	3/1996	Carbone	D26/43	5,154,483	10/1992	Zeller	362/198
D. 368,539	4/1996	Carbone et al.	D26/43	5,163,752	11/1992	Copeland et al.	362/396
D. 369,873	5/1996	De Blois et al.	D26/43	5,276,596	1/1994	Krenzel	362/191
				5,385,500	1/1995	Schmidt	446/73

FIG. 1

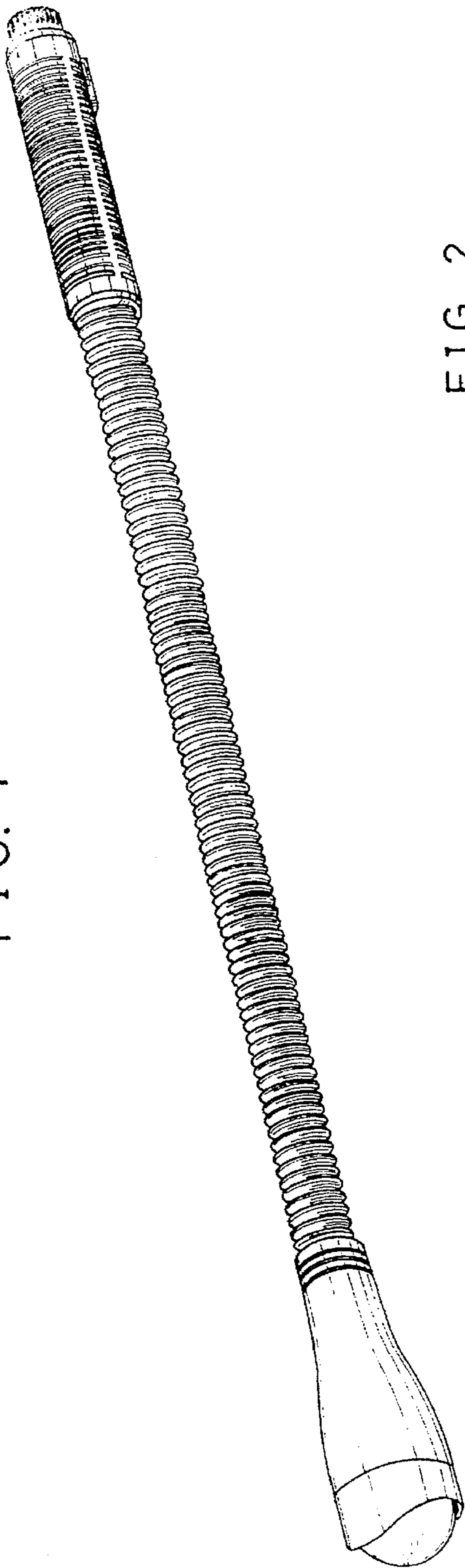


FIG. 2

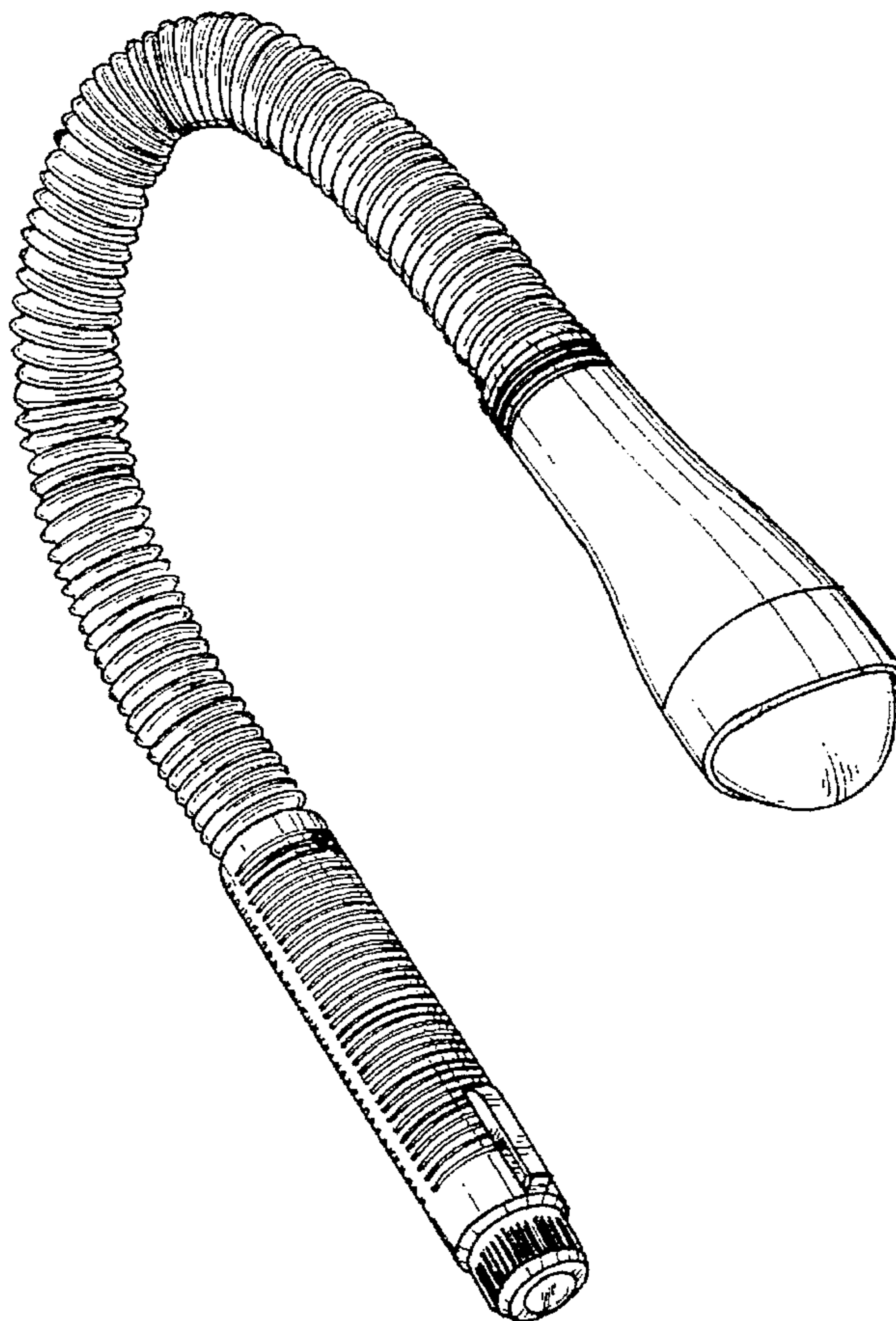


FIG. 3




FIG. 4




FIG. 5




FIG. 6

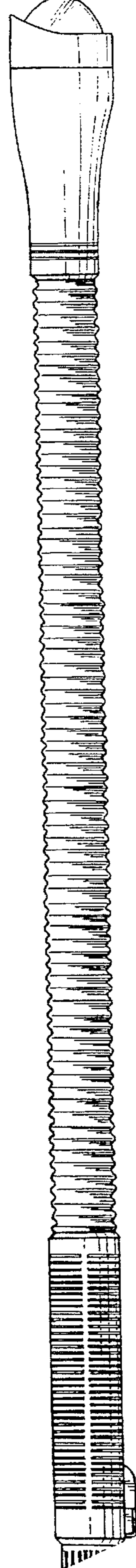


FIG. 7

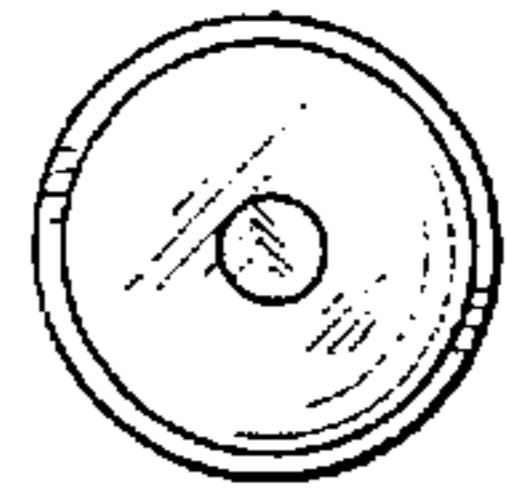


FIG. 8

