



US00D379541S

United States Patent [19]

[11] Patent Number: **Des. 379,541**

Kaiser

[45] Date of Patent: ****May 27, 1997**

[54] **HEAD FOR A FLEXIBLE LIGHT**

[75] Inventor: **David W. Kaiser**, North Haven, Conn.

[73] Assignee: **Black & Decker Inc.**, Newark, Del.

[**] Term: **14 Years**

[21] Appl. No.: **37,596**

[22] Filed: **Apr. 17, 1995**

[51] **LOC (6) Cl.** **26-02**

[52] **U.S. Cl.** **D26/43**

[58] **Field of Search** D26/37, 38, 39,
D26/43, 46, 48, 49, 50, 62; 362/157, 158,
190, 191, 198, 199, 202-205, 207, 208

[56] **References Cited**

U.S. PATENT DOCUMENTS

- D. 147,258 8/1947 Becker D26/43
- D. 166,073 3/1952 Dunkelberger D26/43
- D. 314,246 1/1991 Bache D26/62
- 3,111,277 11/1963 Grimsley D26/63 X

FOREIGN PATENT DOCUMENTS

- 685931 8/1986 Japan D26/43

Primary Examiner—A. Hugo Word
Assistant Examiner—Lavone D. Tabor
Attorney, Agent, or Firm—Barry E. Deutsch

[57] **CLAIM**

The ornamental design for a head for a flexible light, as shown and described.

DESCRIPTION

FIG. 1 is a perspective view taken from the front, top and right side of a head for a flexible light illustrating my new design, the portion shown in phantom is illustrative of a flexible core to which my new design may be attached;

FIG. 2 is a right side elevational view thereof;

FIG. 3 is a left side elevational view thereof;

FIG. 4 is a front elevational view thereof;

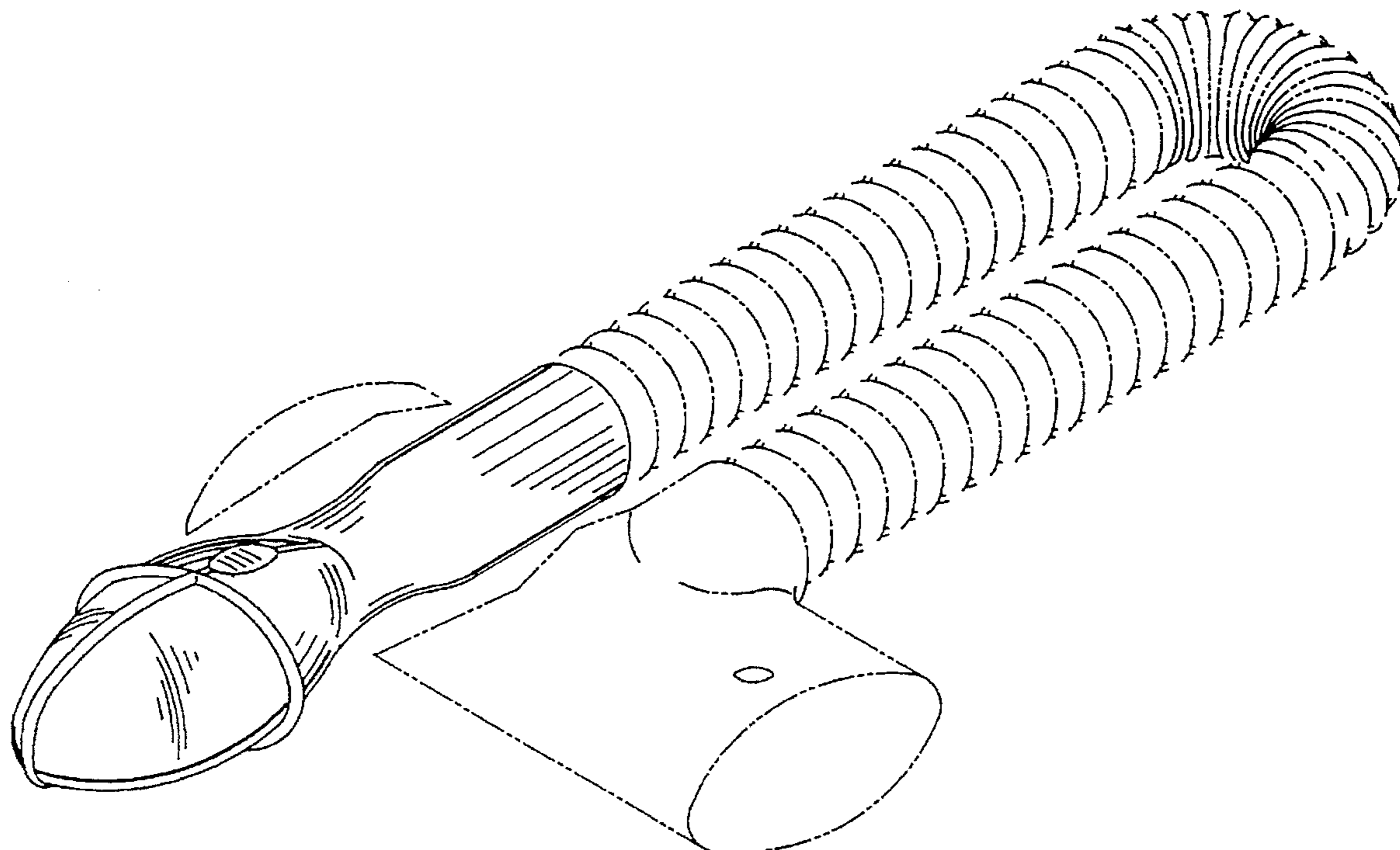
FIG. 5 is a rear elevational view thereof;

FIG. 6 is a top plan view thereof; and,

FIG. 7 is a bottom plan view thereof.

The broken lines are for illustrative purposes only and form no part of the claimed design.

1 Claim, 2 Drawing Sheets



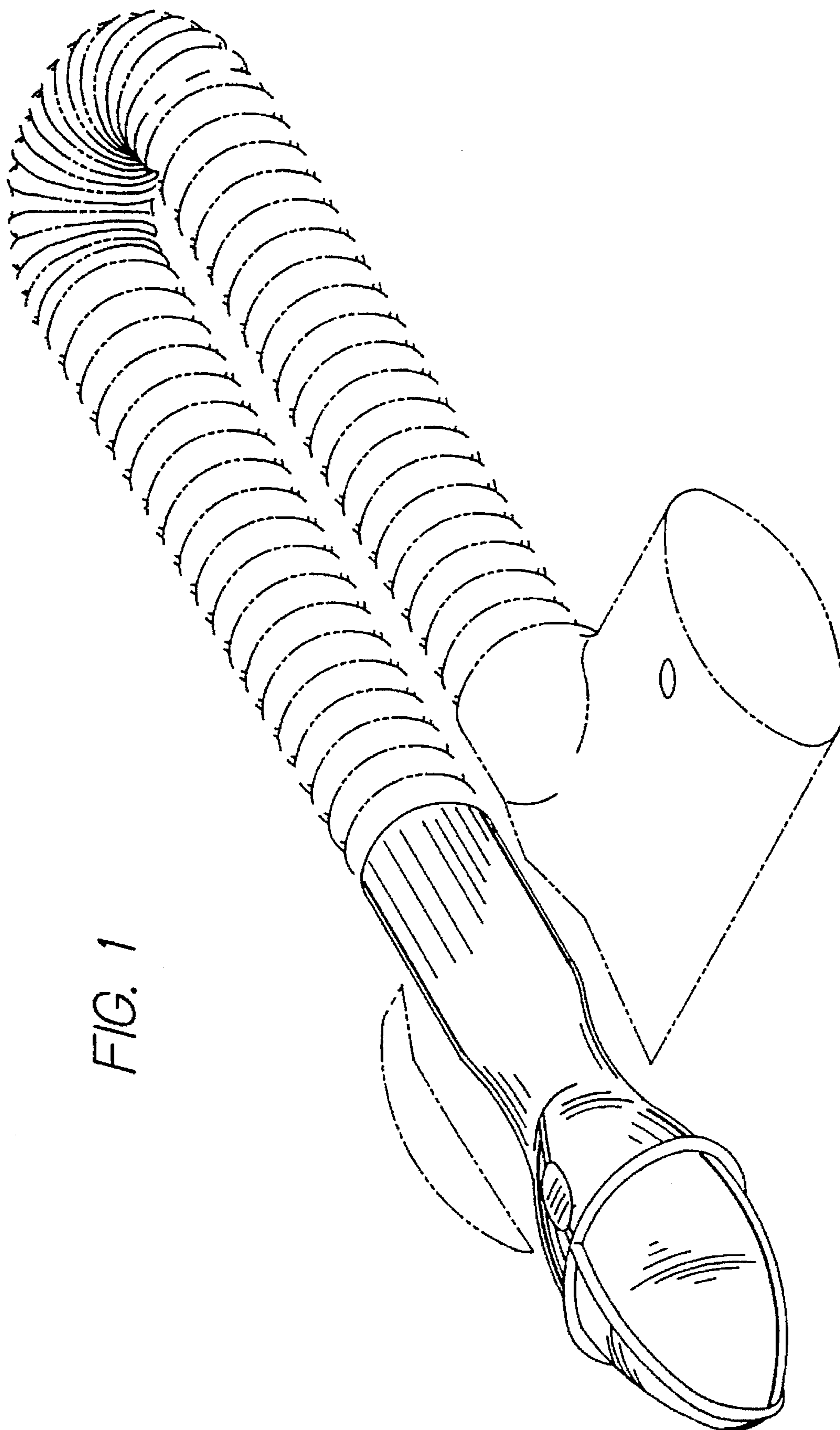


FIG. 1

FIG. 2

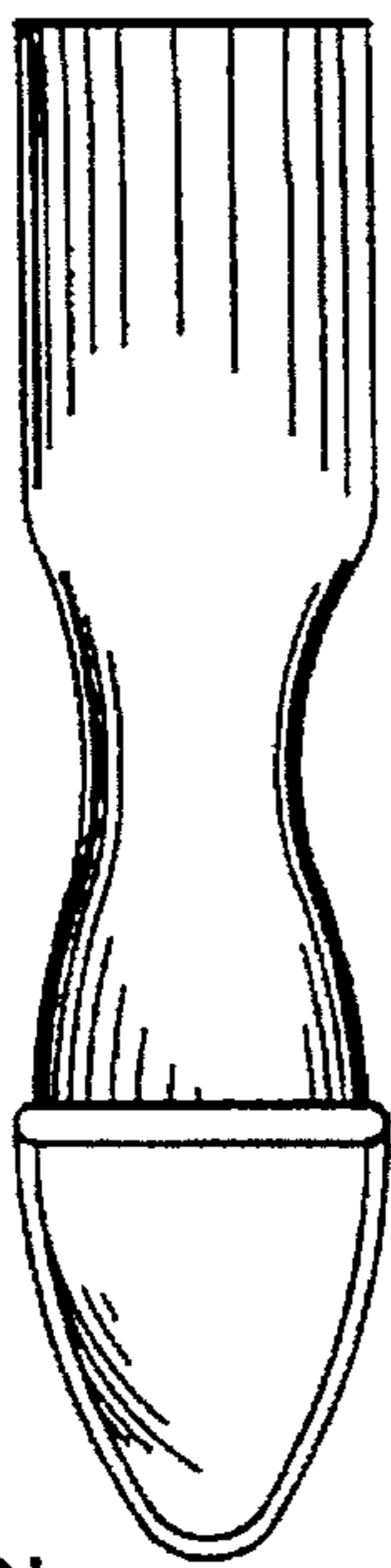


FIG. 3



FIG. 4

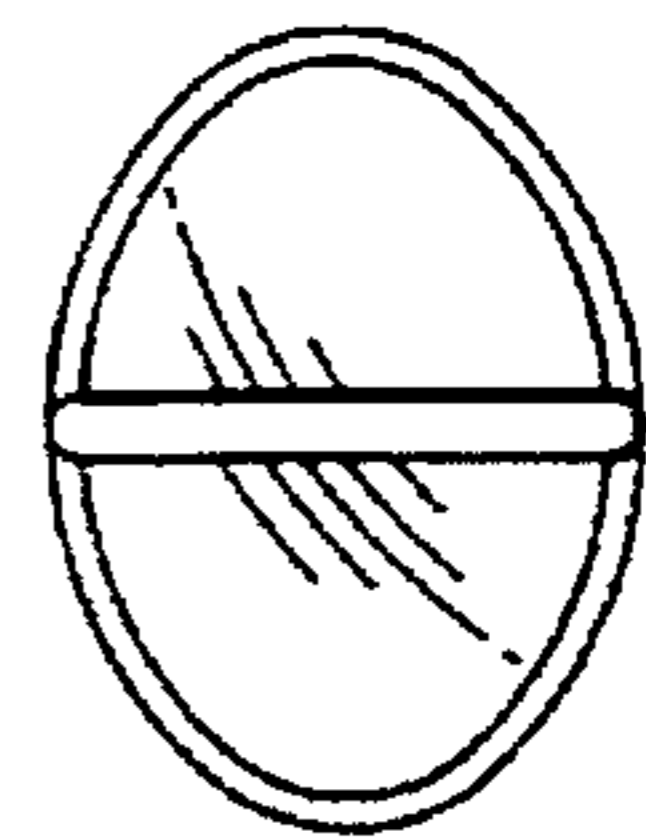


FIG. 5

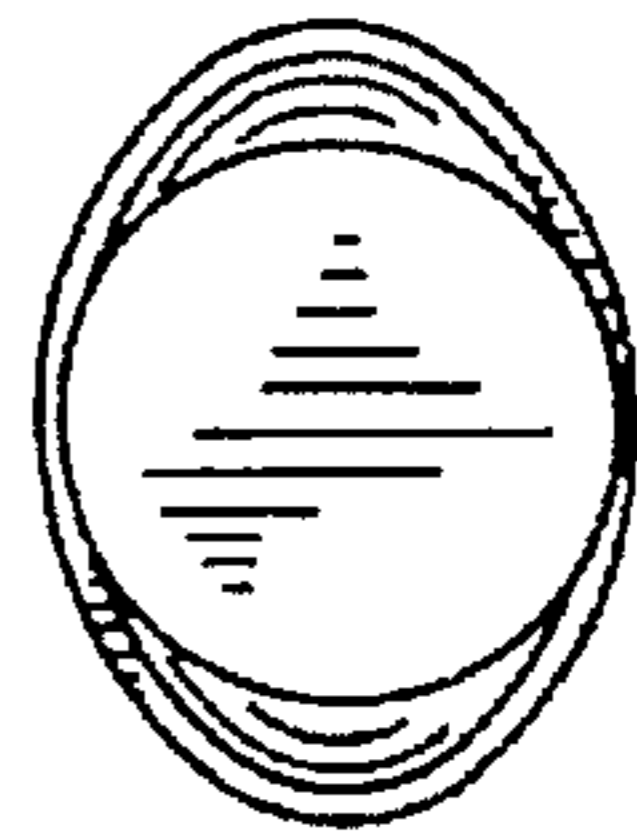


FIG. 6

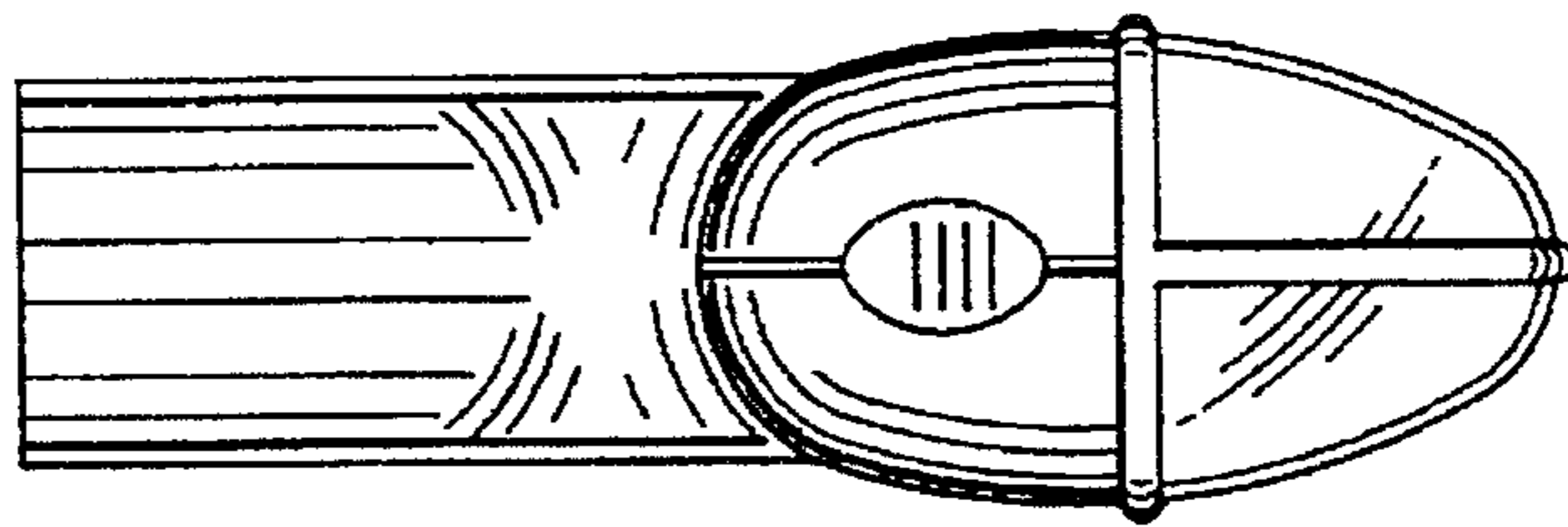


FIG. 7

