



US00D379537S

United States Patent [19]

Gallant et al.

[11] Patent Number: Des. 379,537

[45] Date of Patent: **May 27, 1997

[54] MINIATURE ELECTRIC PAR LAMP

[75] Inventors: Joseph P. Gallant; Peter R. Gagnon,
both of Lexington, Ky.

[73] Assignee: Osram Sylvania Inc., Danvers, Mass.

[**] Term: 14 Years

[21] Appl. No.: 54,432

[22] Filed: May 14, 1996

[51] LOC (6) Cl. 26-04

[52] U.S. Cl. D26/2

[58] Field of Search D26/1, 2, 3; 313/111,
313/113, 318, 315; 362/326, 327, 328,
329, 330-340

[56] **References Cited**

U.S. PATENT DOCUMENTS

- D. 301,069 5/1989 Benson et al. D26/2
- D. 309,503 7/1990 Benson et al. D26/2

- D. 348,527 7/1994 Gallant D26/2
- D. 360,477 7/1995 Pelton et al. D26/2
- 4,774,432 9/1988 Morris et al. 313/113

Primary Examiner—Marcus A. Jackson
Attorney, Agent, or Firm—William F. Meyer


[57] **CLAIM**

The ornamental design for a miniature electric par lamp, as shown and described.

DESCRIPTION

FIG. 1 is a perspective view of a miniature electric par lamp illustrating the new design;
FIG. 2 is a side elevational view thereof, all sides being identical;
FIG. 3 is top view thereof; and,
FIG. 4 is bottom view thereof.
In all of the foregoing drawings, stipling is intended to illustrate shape and contour; such stipling is further intended to illustrate surface characteristics.

1 Claim, 2 Drawing Sheets






FIG. 1




FIG. 2




FIG. 3

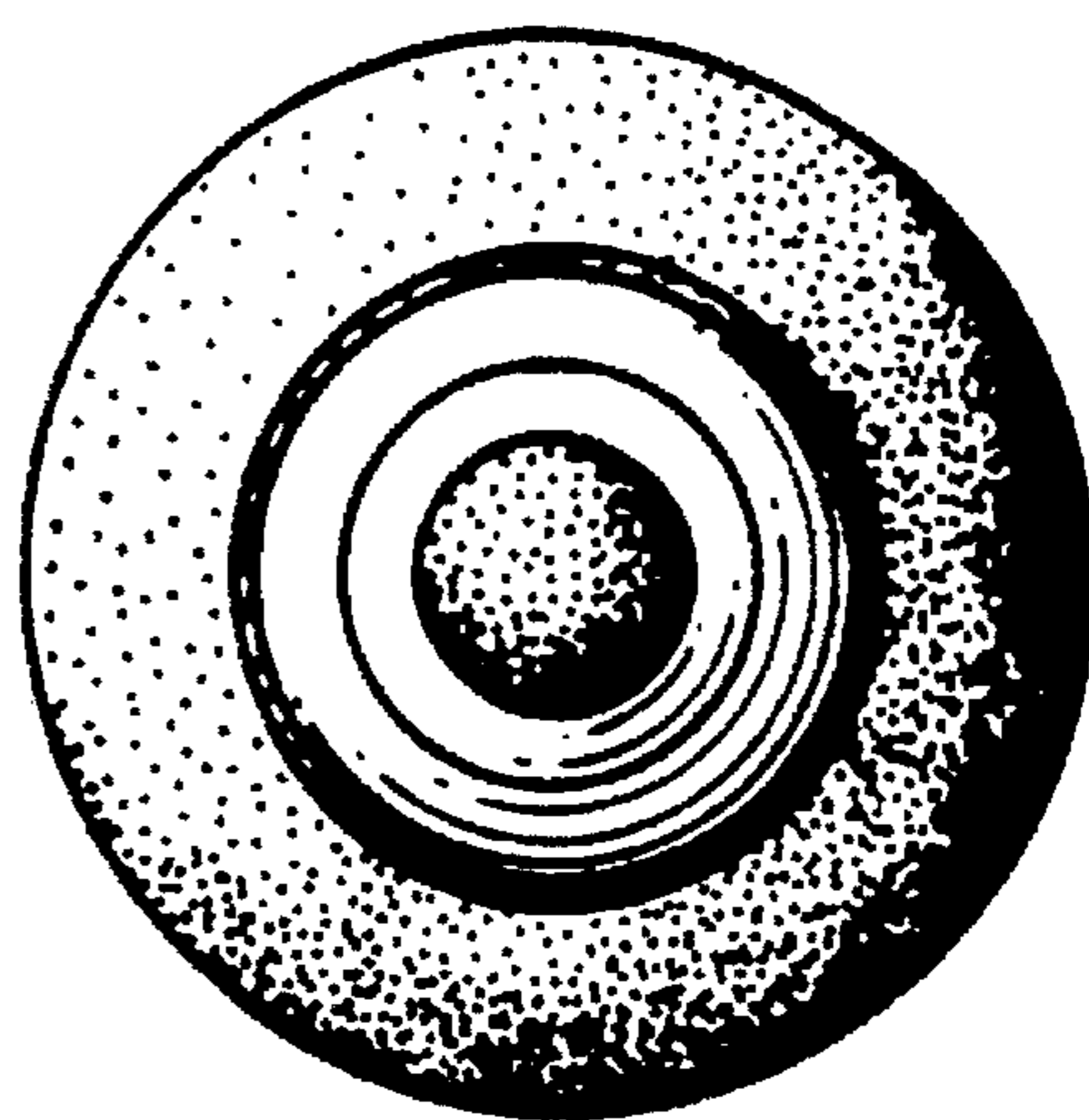


FIG. 4