



US00D379535S

# United States Patent [19]

[11] Patent Number: **Des. 379,535**

Dallaire et al.

[45] Date of Patent: **\*\*May 27, 1997**

[54] **PATIO DOOR SILL COMPONENT**

[75] Inventors: **Raymond Dallaire; Dominique Dallaire**, both of Leavis, Canada

[73] Assignee: **Dallaire Industries Ltd.**, Quebec, Canada

[\*\*] Term: **14 Years**

[21] Appl. No.: **52,041**

[22] Filed: **Mar. 21, 1996**

[30] **Foreign Application Priority Data**

Sep. 22, 1995 [CA] Canada ..... 1995-2145

[51] **LOC (6) Cl.** ..... **25-01**

[52] **U.S. Cl.** ..... **D25/125; D25/124**

[58] **Field of Search** ..... D25/60, 52, 119-125, D25/48; 49/407, 408, 501, 504, DIG. 2; 52/204.5, 455, 730.3, 730.4, 730.5

[56] **References Cited**

**U.S. PATENT DOCUMENTS**

D. 164,578	9/1951	Henning .....	D25/125
D. 326,915	6/1992	Dallaire et al. ....	D25/124
5,212,921	5/1993	Unruh .....	49/504

*Primary Examiner*—Doris Clark

*Attorney, Agent, or Firm*—James W. Kayden; Hopkins & Thomas

[57] **CLAIM**

The ornamental design for a patio door sill component, as shown and described.

**DESCRIPTION**

FIG. 1 is a right end elevational view showing our new design;

FIG. 2 is a left end elevational view thereof;

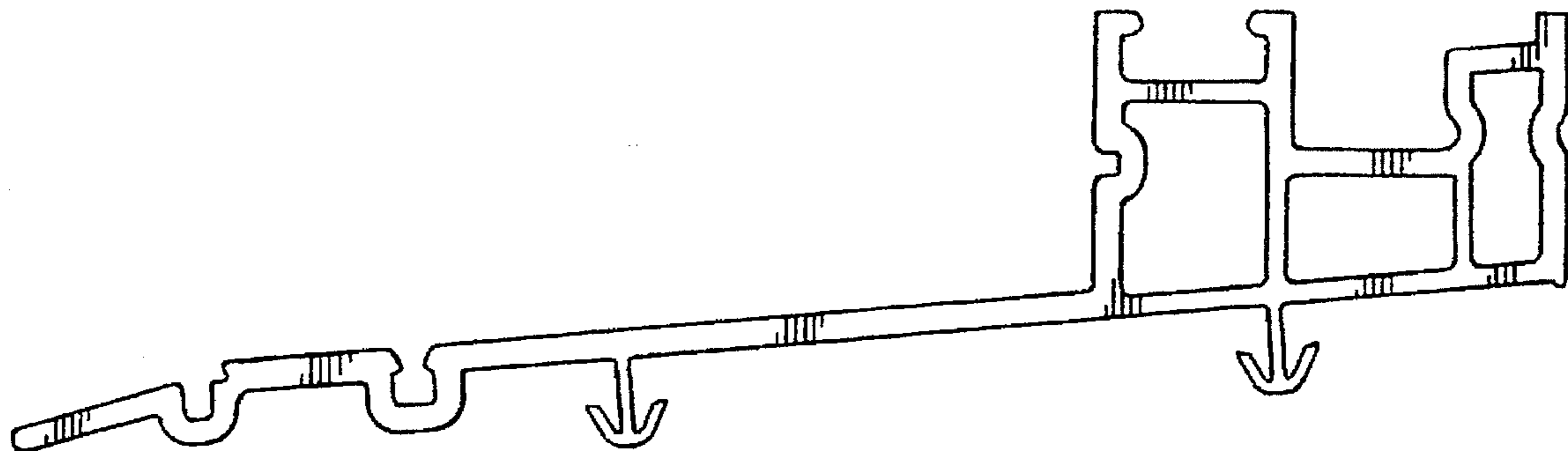
FIG. 3 is a front elevational view thereof;

FIG. 4 is a rear elevational view thereof;

FIG. 5 is a top plan view thereof; and,

FIG. 6 is a bottom plan view thereof.

**1 Claim, 3 Drawing Sheets**



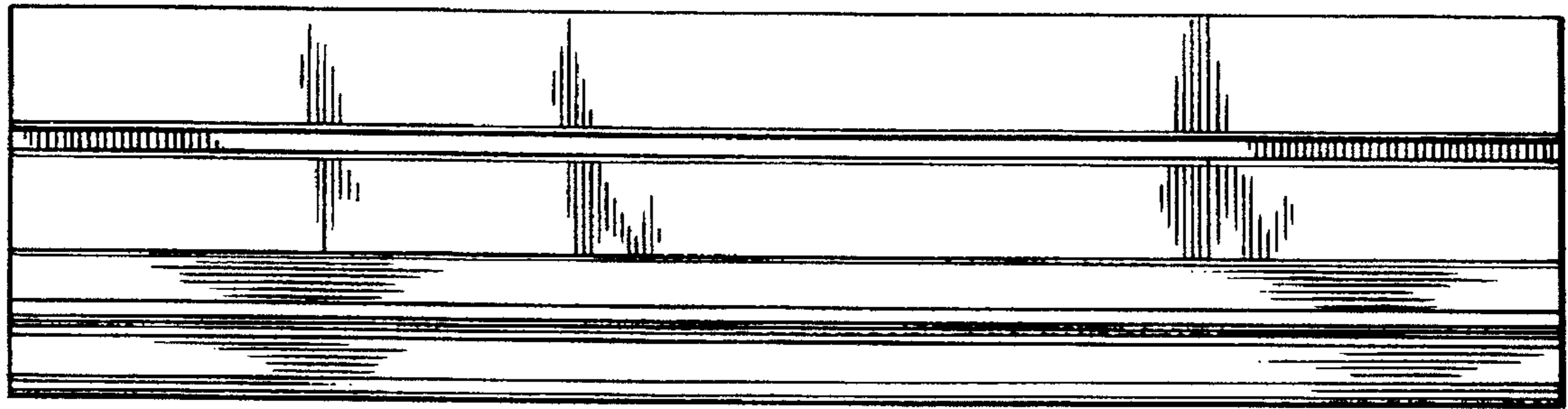
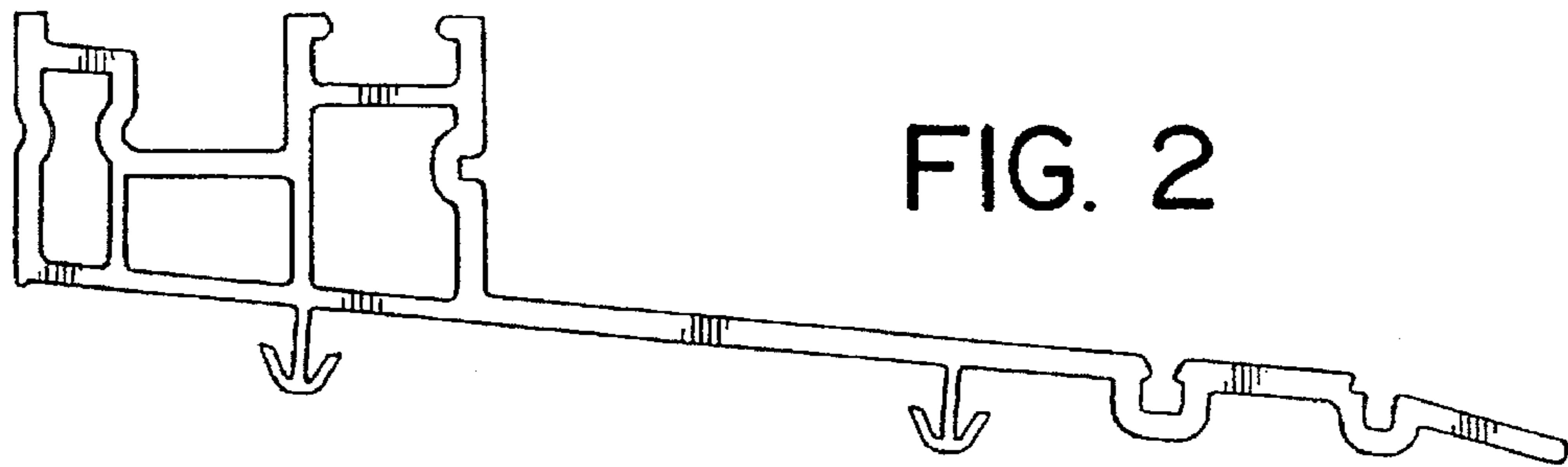
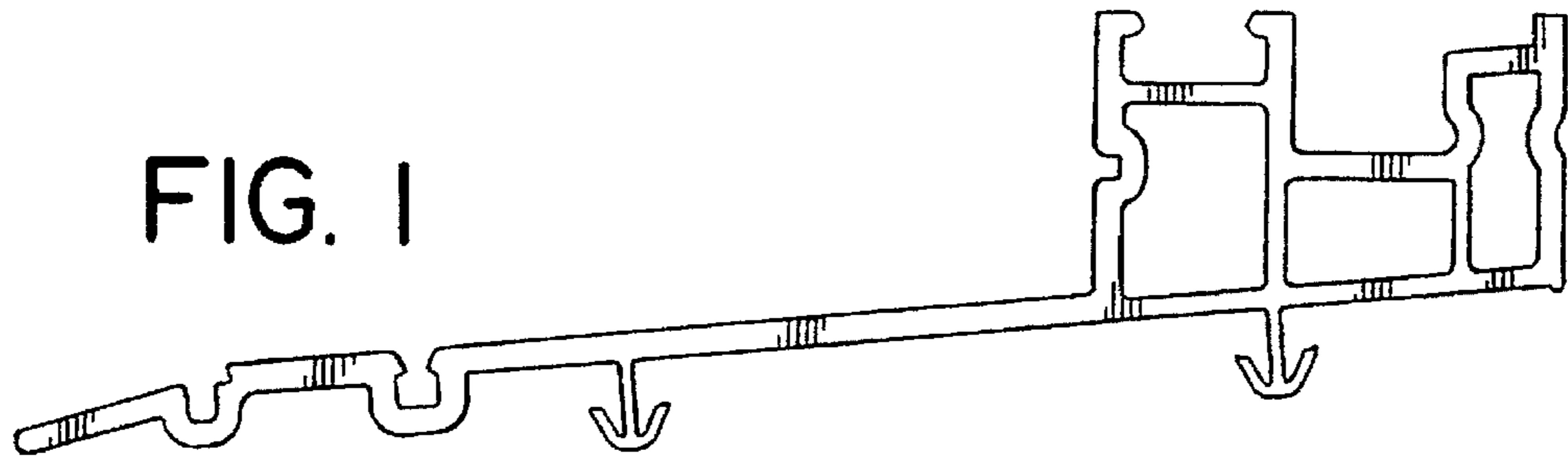


FIG. 3

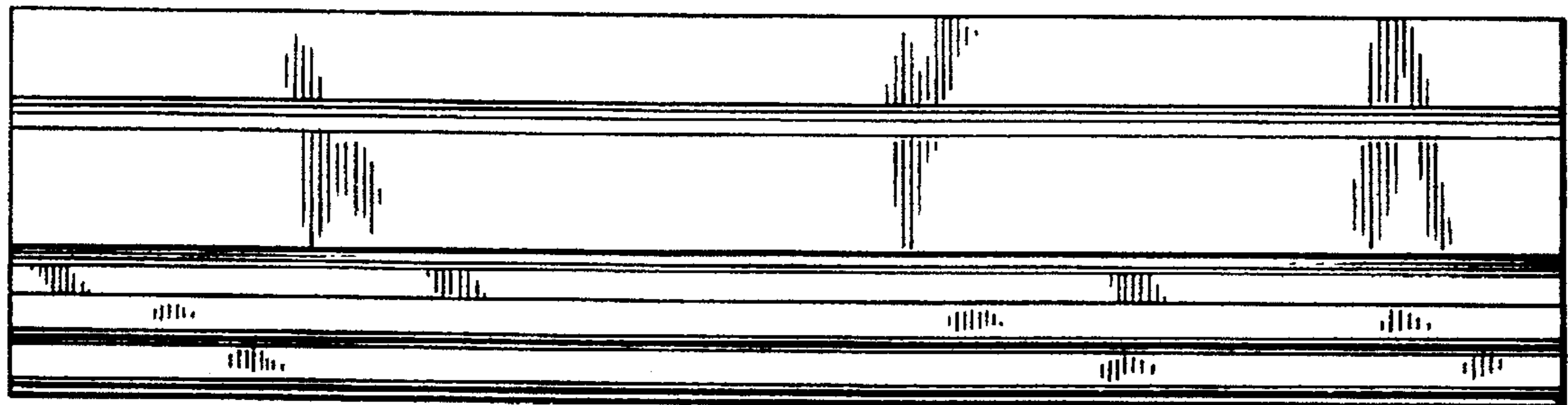


FIG. 4






FIG. 6