



US00D379488S

**United States Patent** [19]  
**Hibben**

[11] **Patent Number: Des. 379,488**

[45] **Date of Patent: \*\*\*May 27, 1997**

[54] **KNIFE** 5,440,814 8/1995 Hall et al. .... 30/295

[75] **Inventor: Gil Hibben, LaGrange, Ky.**

[73] **Assignee: United Cutlery Corporation, Sevierville, Tenn.**

[\*] **Notice:** The portion of the term of this patent subsequent to Nov. 28, 2009, has been disclaimed.

[\*\*] **Term: 14 Years**

[21] **Appl. No.: 47,295**

[22] **Filed: Nov. 28, 1995**

[51] **LOC (6) Cl. .... 22-02**

[52] **U.S. Cl. .... D22/118**

[58] **Field of Search .... D22/118; 30/286, 30/295, 294, 296.1, 290, 291, 298, 340, 342**

[56] **References Cited**

**U.S. PATENT DOCUMENTS**

D. 363,109 10/1995 Hall ..... D22/118

**OTHER PUBLICATIONS**

Atlanta Cutlery Summer 1995, p. 35, Knives "K, L & M".  
The Edge Co., Summer 1994 p. 9, Eagle Talon Dagger and  
p. 44 Crusader Dagger.

Knives '91, 11th Annual Edition, by Ken Warner, DBI  
Books, p. 110, Hibben/Shaffer Knife.

Knives Illustrated, Summer 1994, p. 74, Kranning Knife.

*Primary Examiner*—Doris V. Coles

*Attorney, Agent, or Firm*—Lalos & Keegan

[57] **CLAIM**

The ornamental design for a knife, as shown and described.

**DESCRIPTION**

FIG. 1 is a side view of the knife embodying my design, with  
the opposite side being a mirror image thereof;


FIG. 2 is a top view thereof;

FIG. 3 is a bottom view thereof;

FIG. 4 is a front view thereof; and,

FIG. 5 is a rear view thereof.

**1 Claim, 2 Drawing Sheets**






FIG. 1

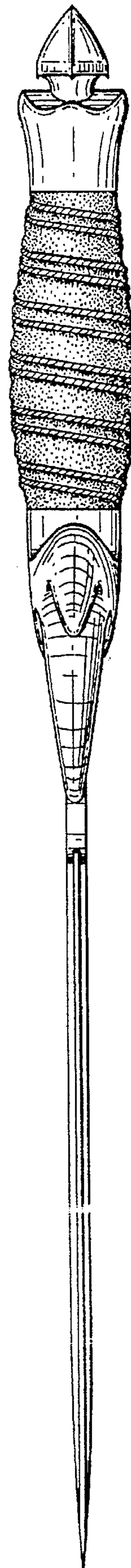


FIG. 2

