



US00D379487S

# United States Patent [19] Gale

[11] Patent Number: **Des. 379,487**

[45] Date of Patent: **\*\*May 27, 1997**

[54] **PORTABLE SHADE STRUCTURE**

[75] Inventor: **Harry G. Gale**, Cheltenham, Australia

[73] Assignee: **Gale Australia Pty. Ltd**, Victoria, Australia

[\*\*] Term: **14 Years**

[21] Appl. No.: **49,019**

[22] Filed: **Nov. 3, 1995**

[51] LOC (6) Cl. .... **21-04**

[52] U.S. Cl. .... **D21/253**

[58] Field of Search ..... D21/253-255, D21/114, 240; D25/16-21, 58; 135/97, 114, 115, 118, 119, 123, 124, 125, 131, 151, 156, 900, 902, 909; 446/476, 478

[56] **References Cited**

**U.S. PATENT DOCUMENTS**

D. 260,163	8/1981	Stewart, Jr. ....	D21/253
D. 288,613	3/1987	James et al. ....	D21/253
D. 363,969	11/1995	Judd, Jr. et al. ....	D21/253
1,528,629	3/1925	Quinan et al. ....	135/902
2,196,544	4/1940	Bagley ....	135/902

3,404,696	10/1968	De Souza Filho .....	135/902
4,612,948	9/1986	Simpson .....	135/900
4,646,770	3/1987	Lobato .....	135/900
4,881,565	11/1989	Turk .....	135/902
5,080,123	1/1992	Stein .....	135/900
5,446,580	8/1995	Collins .....	135/902

*Primary Examiner*—Raphael Barkai  
*Attorney, Agent, or Firm*—Ladas & Parry

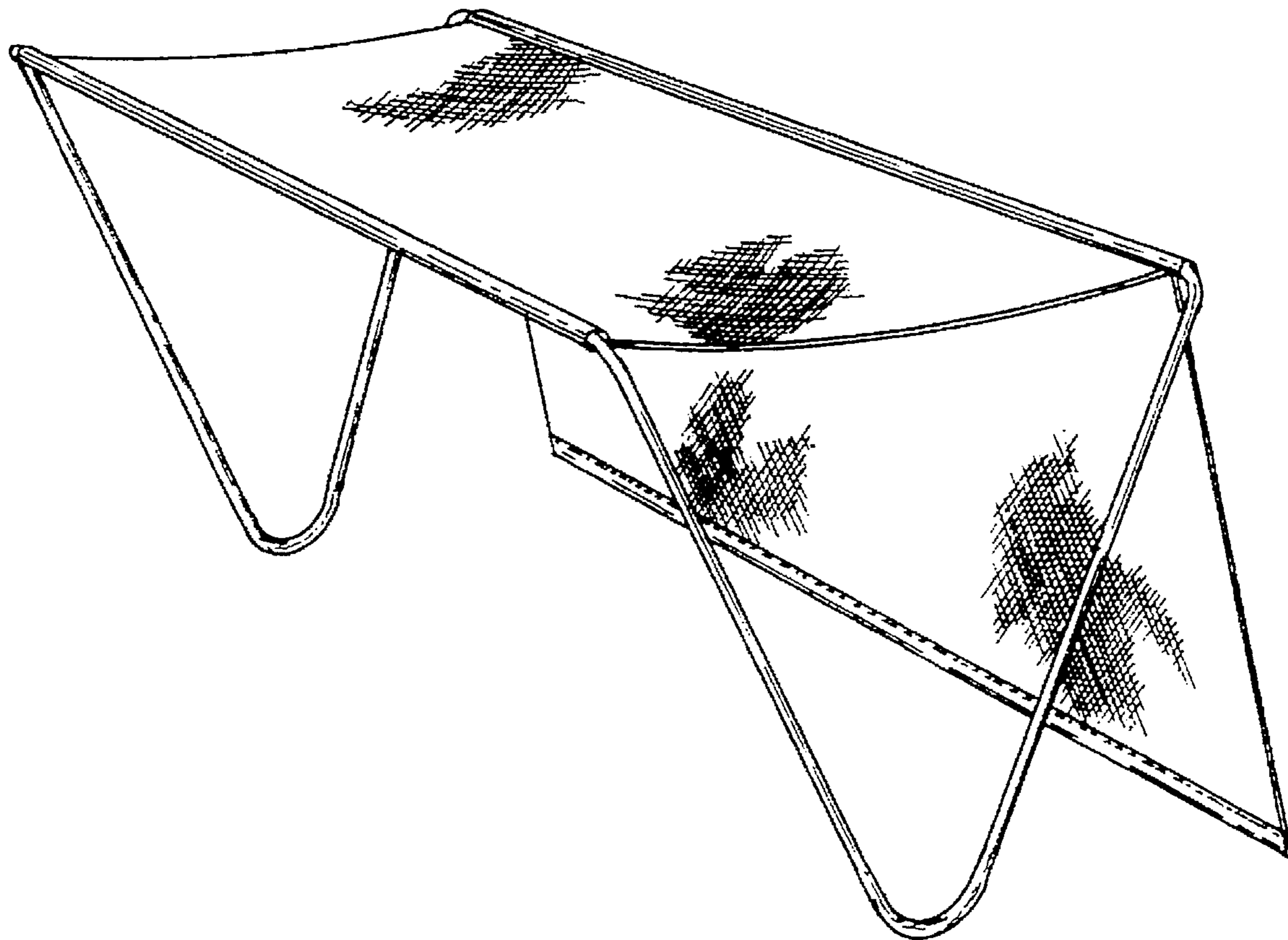
[57] **CLAIM**

The ornamental design for portable shade structure, as shown and described.

**DESCRIPTION**

FIG. 1 is a front view of a portable shade structure showing my new design;  
FIG. 2 is a rear view thereof;  
FIG. 3 is a top view thereof;  
FIG. 4 is a left end view thereof, the right end view being a mirror image and, therefore, not being shown; and,  
FIG. 5 is a top/front/left side perspective view thereof.  
The under side of the roof panel has the same surface pattern as the top and follows the contours as shown in FIGS. 4 and 5.

**1 Claim, 2 Drawing Sheets**






FIG 1




FIG 2




FIG 3

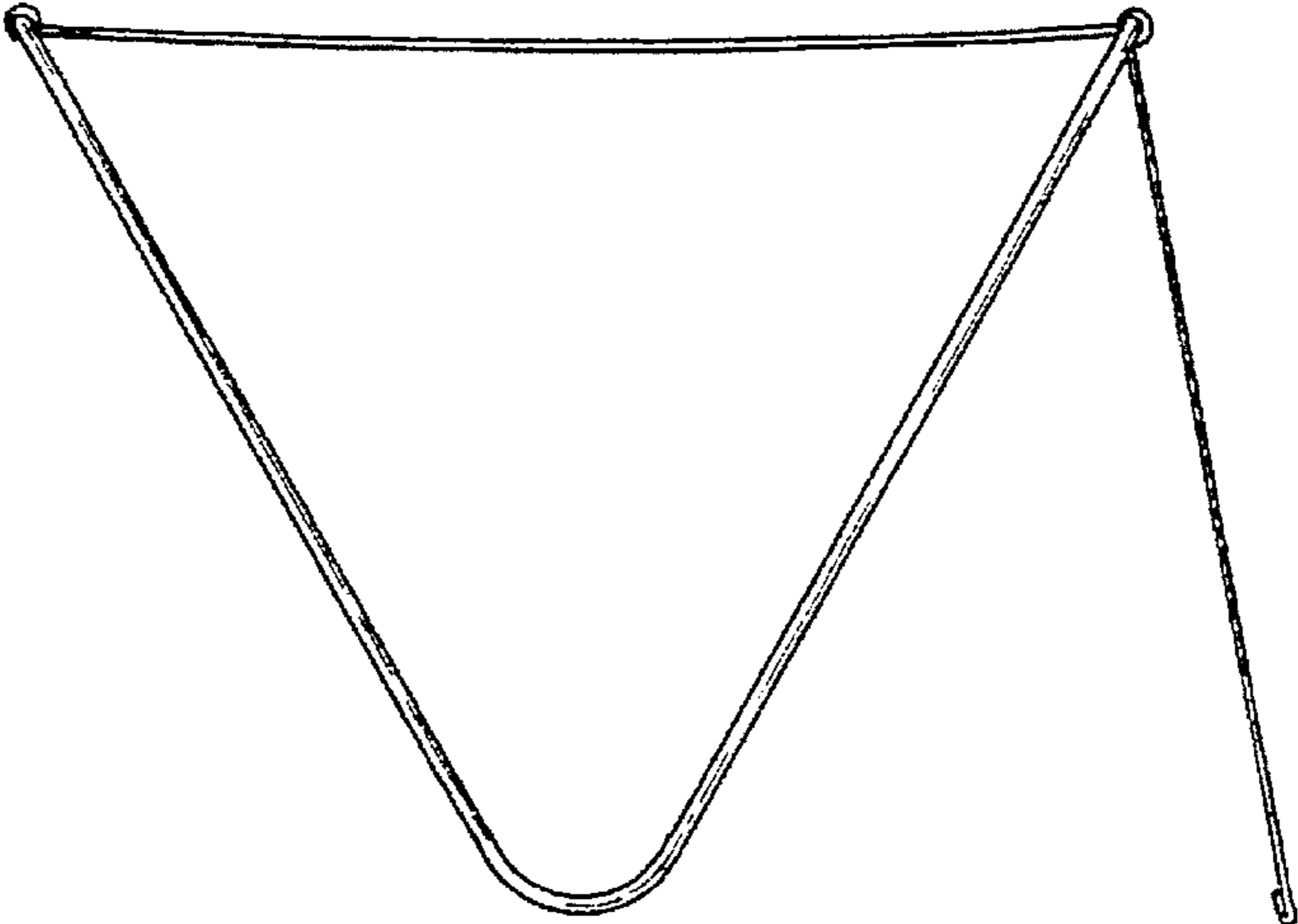


FIG 4

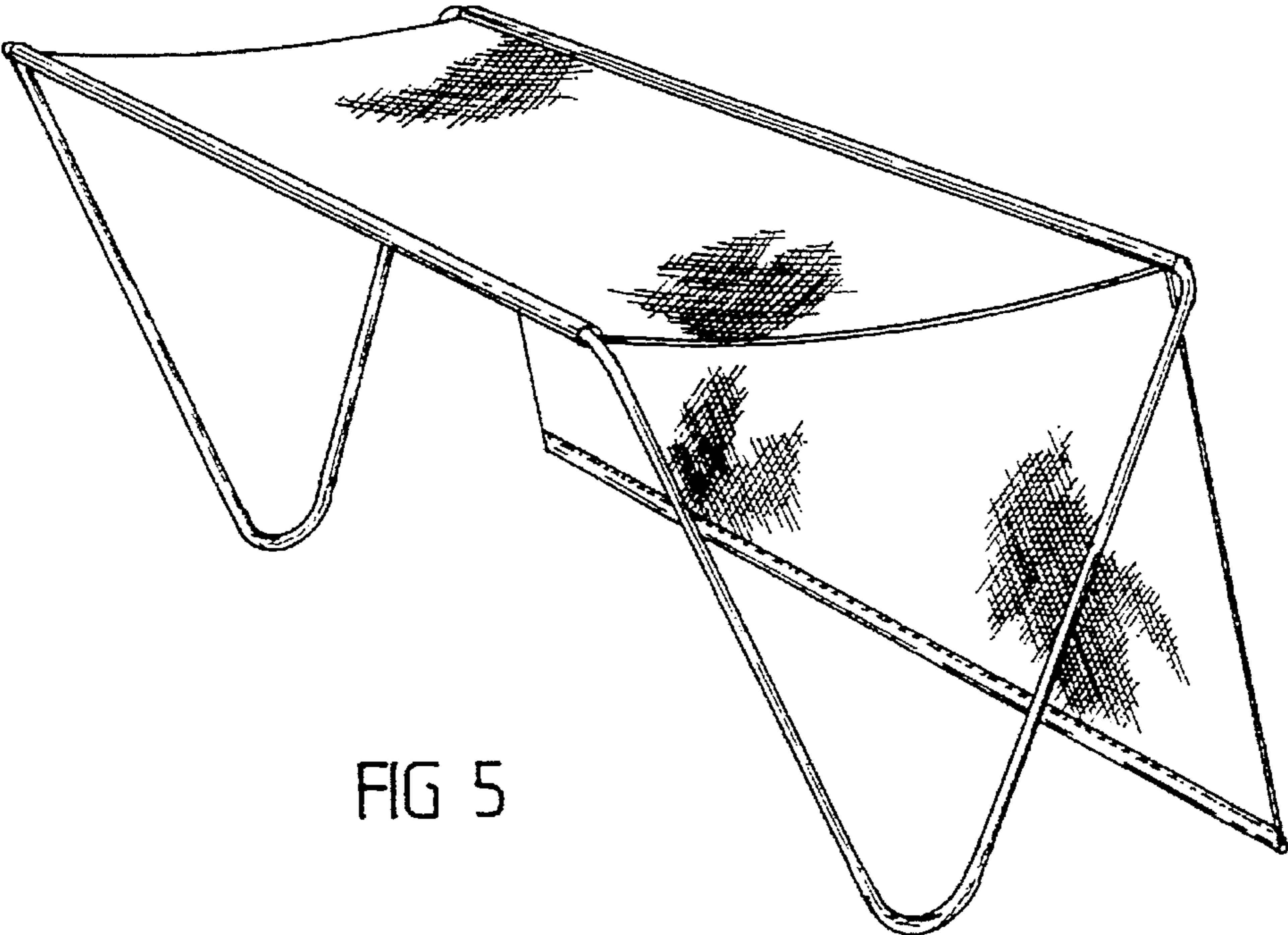


FIG 5