



US00D379485S

United States Patent [19]

[11] Patent Number: **Des. 379,485**

Ragano

[45] Date of Patent: ****May 27, 1997**

[54] **GOLF CLUB HEAD**

[75] Inventor: **Anthony Ragano, Roselle, Ill.**

[73] Assignee: **Pro Select Inc., Elmhurst, Ill.**

[**] Term: **14 Years**

3,814,437	6/1974	Winqvist	273/167 R
5,014,993	5/1991	Antonious	473/350
5,026,056	6/1991	McNally et al.	473/350 X
5,048,834	9/1991	Gorman	273/167 F
5,242,167	9/1993	Antonious	273/167 F
5,328,184	7/1994	Antonious	273/169
5,413,336	5/1995	Iwanaga	273/77 A

[21] Appl. No.: **47,572**

[22] Filed: **Dec. 7, 1995**

[51] LOC (6) Cl. **21-02**

[52] U.S. Cl. **D21/220**

[58] Field of Search D21/220; 473/350, 473/324, 327, 328, 330, 331

OTHER PUBLICATIONS

Golf Digest; p. 84; bottom iron Feb. 1991.
Rawlings Brochure, "American's Golf Company 1995 Golf Equipment Guide," pp. 1-11 (1995).

Primary Examiner—Philip S. Hyder
Assistant Examiner—Mitchell I. Siegel
Attorney, Agent, or Firm—Marshall, O'Toole, Gerstein, Murray & Borun

[56] References Cited

U.S. PATENT DOCUMENTS

D. 58,209	6/1921	Bachelor .	
D. 163,961	7/1951	Penna .	
D. 164,596	9/1951	Penna .	
D. 190,430	5/1961	Penna .	
D. 192,366	3/1962	Penna .	
D. 247,918	5/1978	Delano et al. .	
D. 254,384	3/1980	Cicero	D21/219
D. 268,775	4/1983	Pace	D21/220
D. 306,195	2/1990	MacNally et al.	D21/220
D. 319,858	9/1991	Antonious	D21/220
D. 329,904	9/1992	Gorman	D21/220
D. 332,478	1/1993	Antonious	D21/220
D. 353,644	12/1994	Hirsch et al.	D21/220
D. 362,288	9/1995	McGraw et al.	D21/220
D. 364,434	11/1995	McGraw et al.	D21/220
D. 368,947	4/1996	Blough et al.	D21/220
D. 370,513	6/1996	McGraw et al.	D21/220

[57] CLAIM

The ornamental design for a golf club head, as shown and described.

DESCRIPTION

FIG. 1 is a perspective view of the new golf club head; FIG. 2 is a front elevational view of the new golf club head; FIG. 3 is a back elevational view of the new golf club head; FIG. 4 is a side elevational view of the new golf club head; FIG. 5 is a further side elevational view of the new golf club head; FIG. 6 is a plan view of the new golf club head; and, FIG. 7 is a bottom elevational view of the new golf club head.

1 Claim, 2 Drawing Sheets

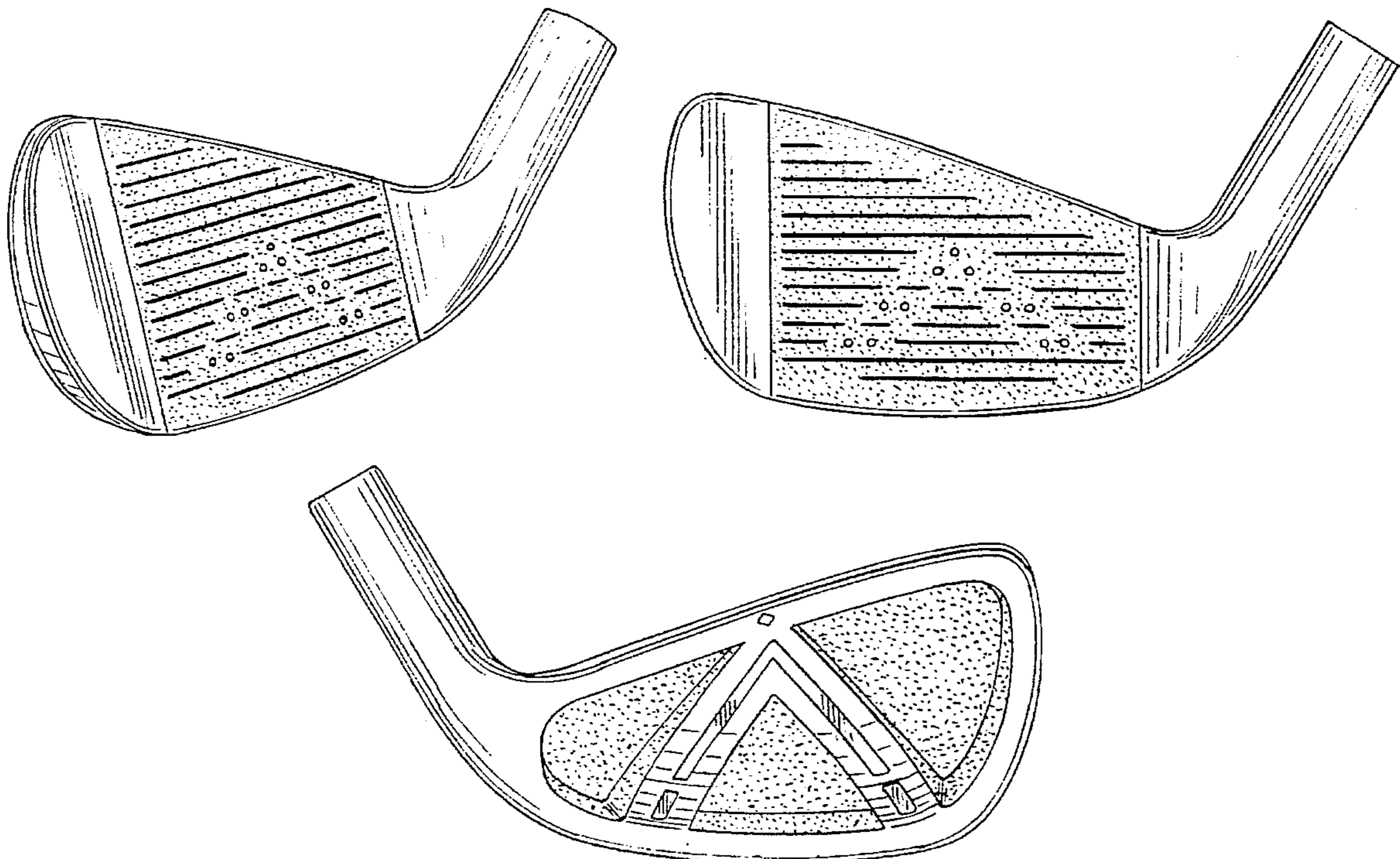


FIG. 1

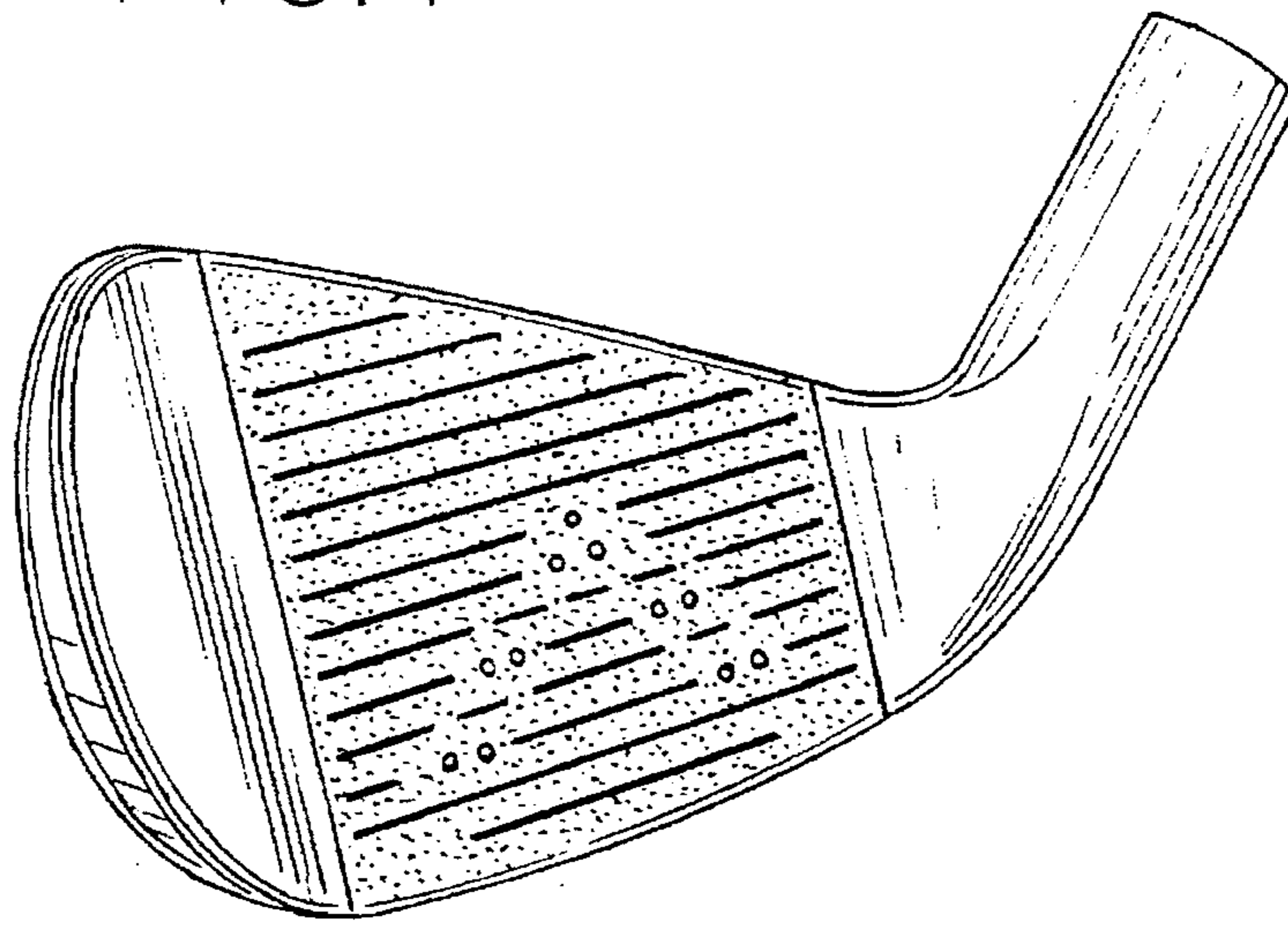


FIG. 2

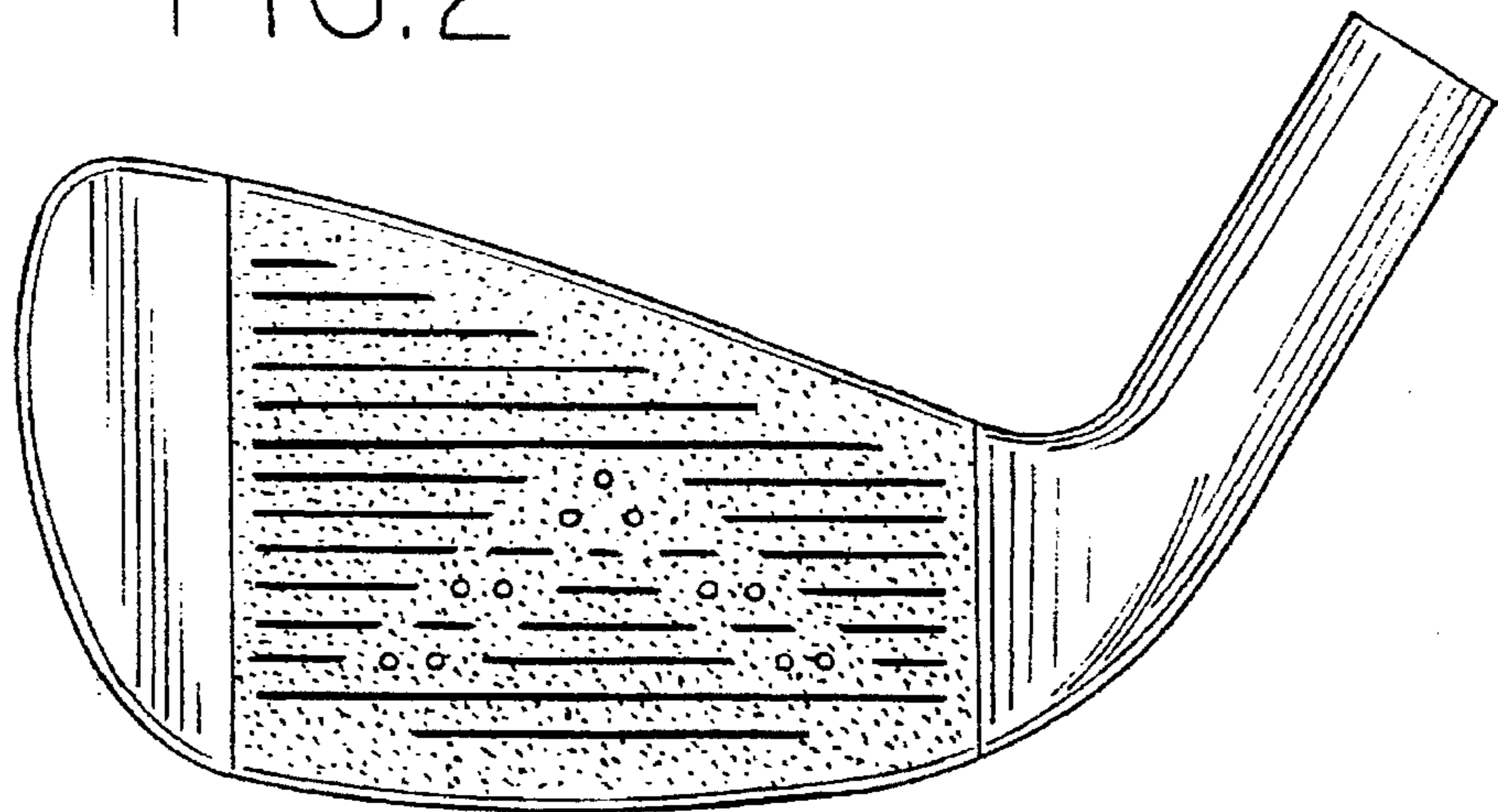


FIG. 3

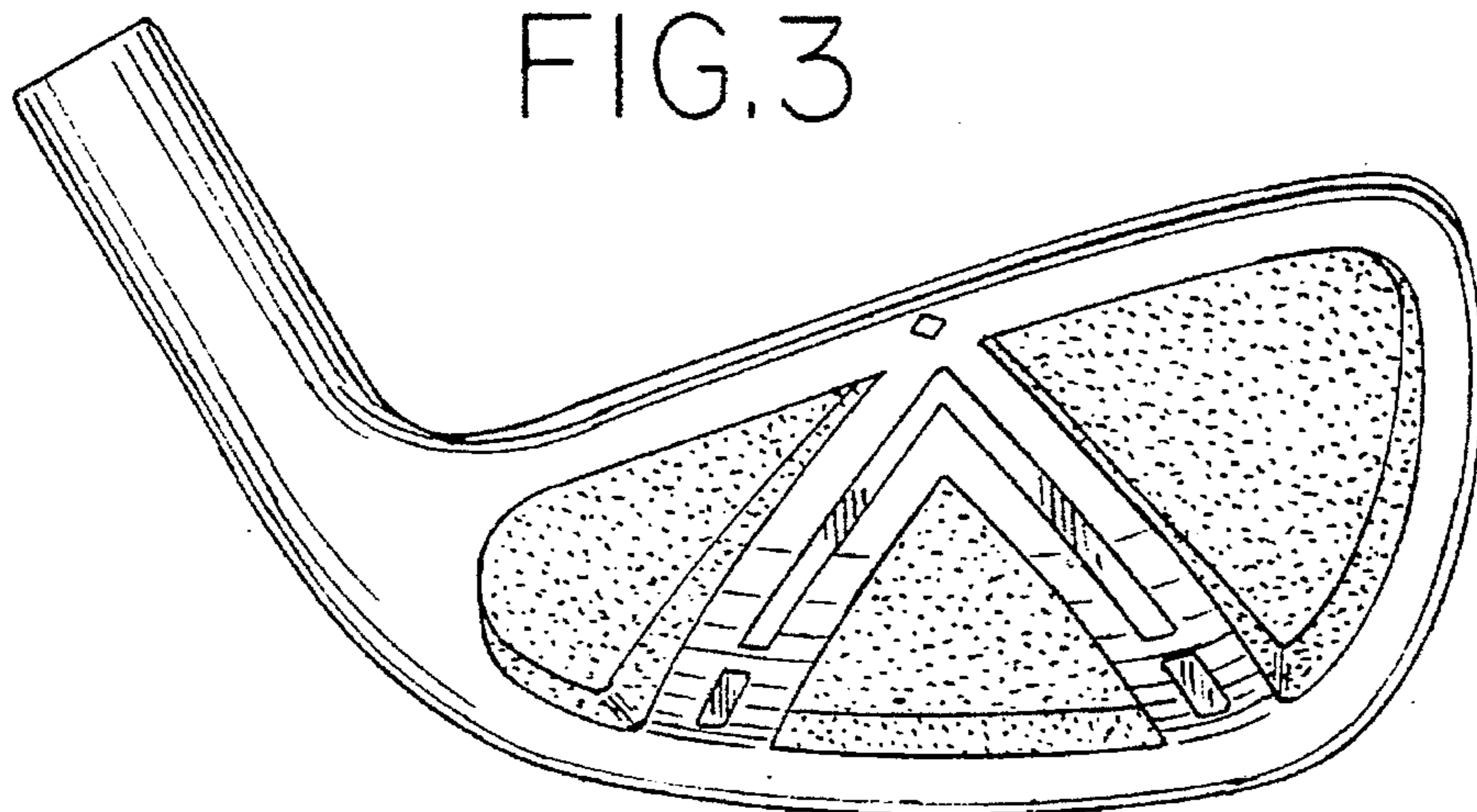


FIG. 4

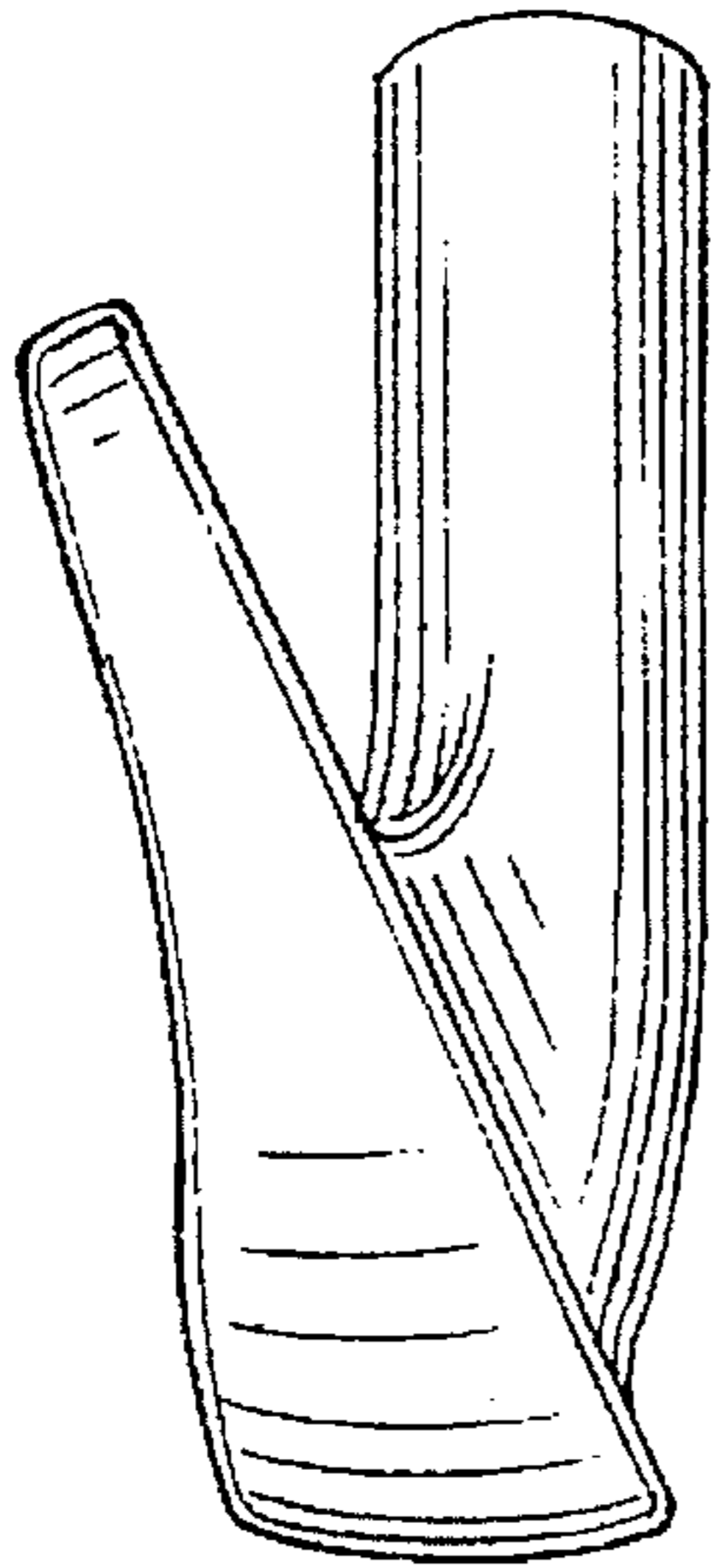


FIG. 5

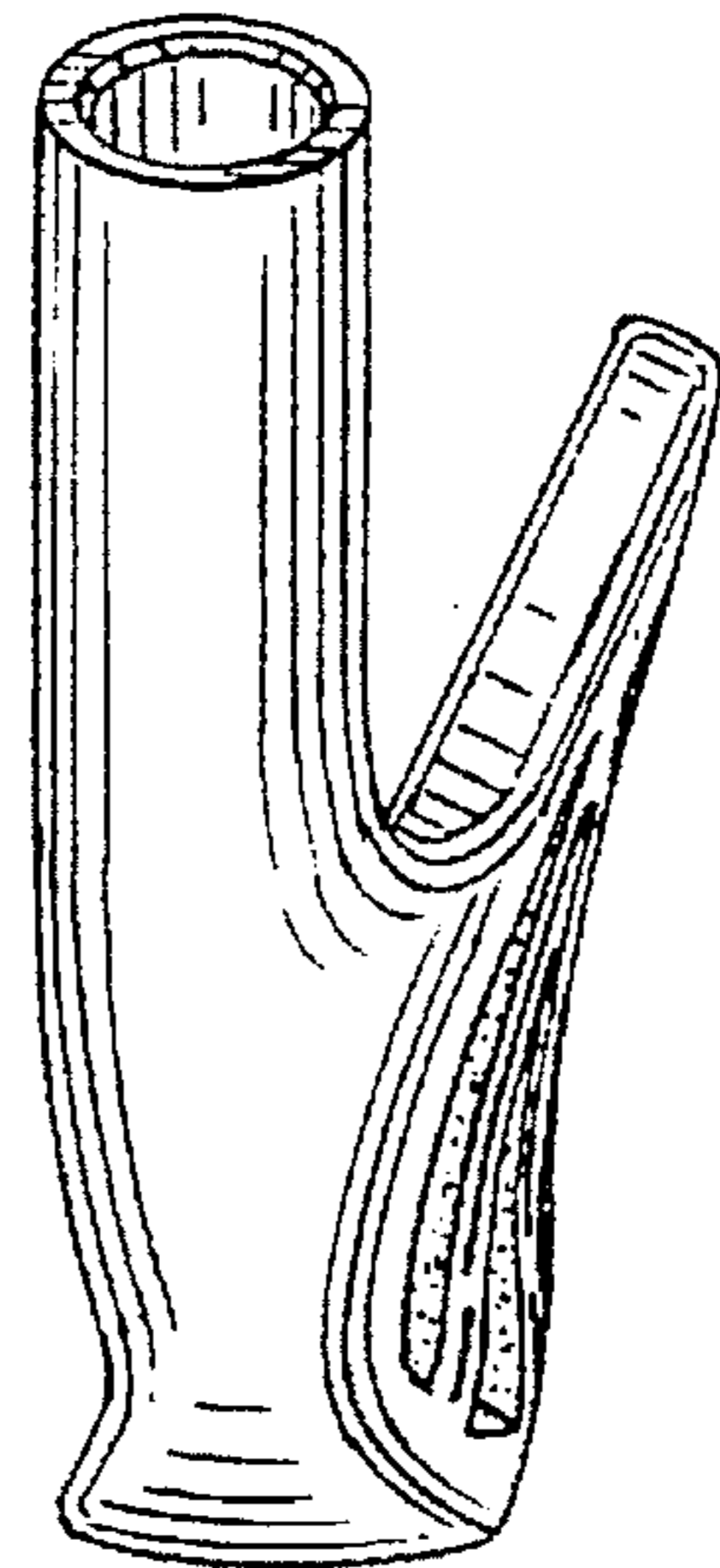


FIG. 6

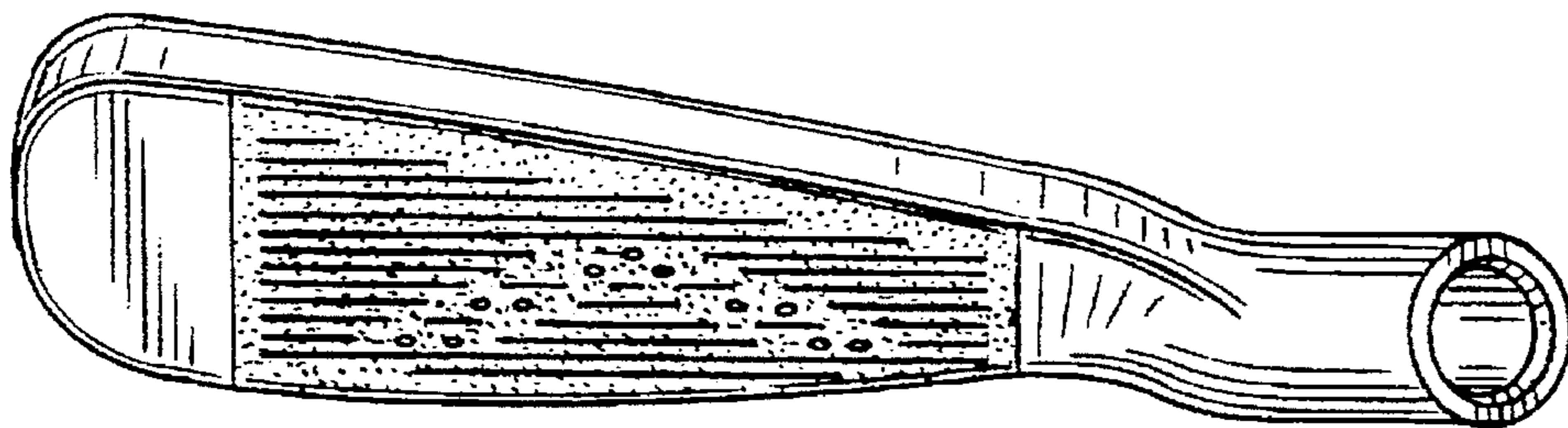


FIG. 7

