



US00D379434S

United States Patent [19]

Robbins, III et al.

[11] Patent Number: Des. 379,434

[45] Date of Patent: **May 27, 1997

[54] **DISPENSING CAP**

[75] Inventors: **Edward S. Robbins, III**, 2802 E. Avalon Ave., Muscle Shoals, Ala. 35661; **Gregory S. Burcham**, Spruce Pine, Ala.

[73] Assignee: **Edward S. Robbins, III**, Muscle Shoals, Ala.

[**] Term: **14 Years**

[21] Appl. No.: **52,858**

[22] Filed: **Apr. 10, 1996**

[51] **LOC (6) Cl.** **09-07**

[52] **U.S. Cl.** **D9/449**

[58] **Field of Search** D9/434-5, 440, D9/445, 447, 449-50, 454, 523, 525; D7/391-2, 589; 215/228, 235-6, 306, DIG. 7; 220/212, 334, 360, 521; 222/158, 442, 448, 454, 456, 568

4,580,687	4/1986	Lewis .	
4,606,481	8/1986	Conti et al. .	
4,610,371	9/1986	Karkiewicz .	
4,613,057	9/1986	Sacchetti et al. .	
4,635,828	1/1987	Kaufman .	
4,643,881	2/1987	Alexander et al. .	
4,646,948	3/1987	Jennings .	
4,691,821	9/1987	Hofmann .	
4,693,399	9/1987	Hickman et al. .	
4,714,181	12/1987	Kozlowski et al. .	
4,723,693	2/1988	DeCoster .	
4,802,597	2/1989	Dubach .	
4,898,292	2/1990	VerWeyst et al. .	
4,930,688	6/1990	Arona-Delonghi .	
4,936,494	6/1990	Weidman .	
4,955,513	9/1990	Bennett .	
4,961,521	10/1990	Eckman .	
5,011,048	4/1991	Mark .	
5,064,106	11/1991	Butler et al. .	
5,085,331	2/1992	Groya et al. .	
5,139,181	8/1992	VerWeyst .	
5,411,186	5/1995	Robbins, III	222/442
5,465,871	11/1995	Robbins, III	222/23
5,487,494	1/1995	Robbins, III	222/158
5,489,049	2/1996	Robbins, III	222/448

[56] **References Cited**

U.S. PATENT DOCUMENTS

D. 295,831	5/1988	Urion	D9/449 X
D. 319,786	9/1991	Rayner	D9/449
D. 323,781	2/1992	Hamly et al. .	
D. 350,877	9/1994	Van Walkenburg et al. .	
D. 352,899	11/1994	Molo	D9/447
D. 363,649	10/1995	Robbins, III	D7/612
D. 369,942	5/1996	Ahern, Jr.	D9/447 X
3,948,105	4/1976	Johnson, Jr. .	
4,069,935	1/1978	Hampel .	
4,079,859	3/1978	Jennings .	
4,083,467	4/1978	Mullins et al. .	
4,144,989	3/1979	Joy .	
4,164,301	8/1979	Thayer .	
4,209,100	6/1980	Uhlig .	
4,292,846	10/1981	Barnett .	
4,298,038	11/1981	Jennings .	
4,318,500	3/1982	Melikian .	
4,346,823	8/1982	Eppenbach .	
4,376,497	3/1983	Mumford .	
4,399,928	8/1983	Klinger .	
4,408,703	10/1983	Libit .	
4,544,063	10/1985	Neward .	

Primary Examiner—James M. Gandy
Assistant Examiner—Cathron B. Matta
Attorney, Agent, or Firm—Nixon & Vanderhye P.C.

[57] **CLAIM**

The ornamental design for a dispensing cap, as shown and described.

DESCRIPTION

FIG. 1 is a top plan view of the dispensing cap in accordance with a first embodiment of our new design;
FIG. 2 is a front elevation thereof;
FIG. 3 is a side elevation thereof, the opposite side being a mirror image thereof;
FIG. 4 is a rear elevation thereof;
FIG. 5 is a bottom plan view thereof;
FIG. 6 is a top plan view similar to FIG. 1 but with the dispensing panel in an open position;
FIG. 7 is a top plan view of a dispensing cap in accordance with a second embodiment of my new design;
FIG. 8 is a front elevation thereof;

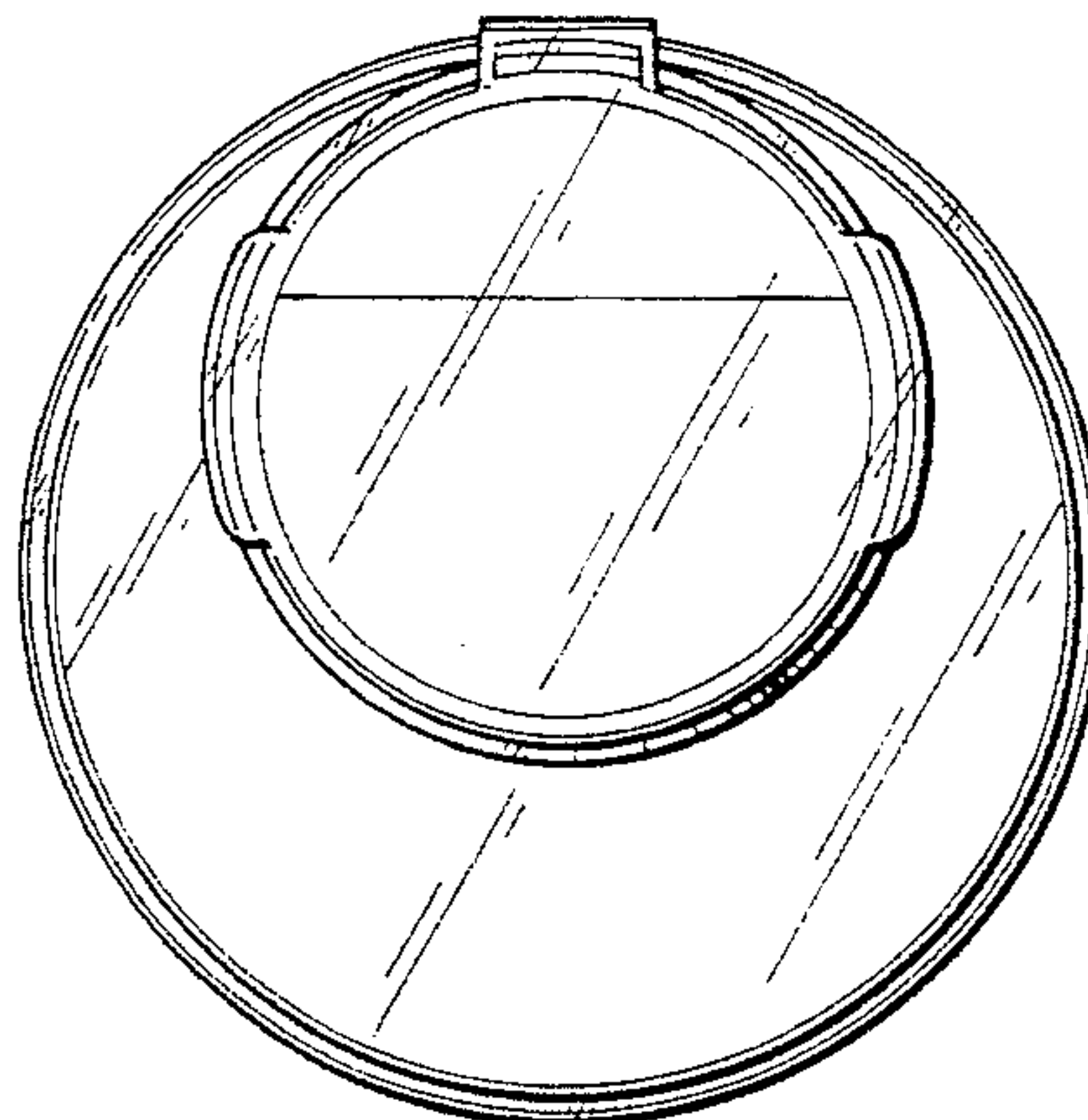


FIG. 9 is a side elevation thereof, the opposite side being a mirror image thereof;

FIG. 10 is a rear elevation thereof;

FIG. 11 is a bottom plan view thereof; and,

FIG. 12 is a top plan view similar to FIG. 7, but with the dispensing panel in an open position.

1 Claim, 6 Drawing Sheets

FIG. 1

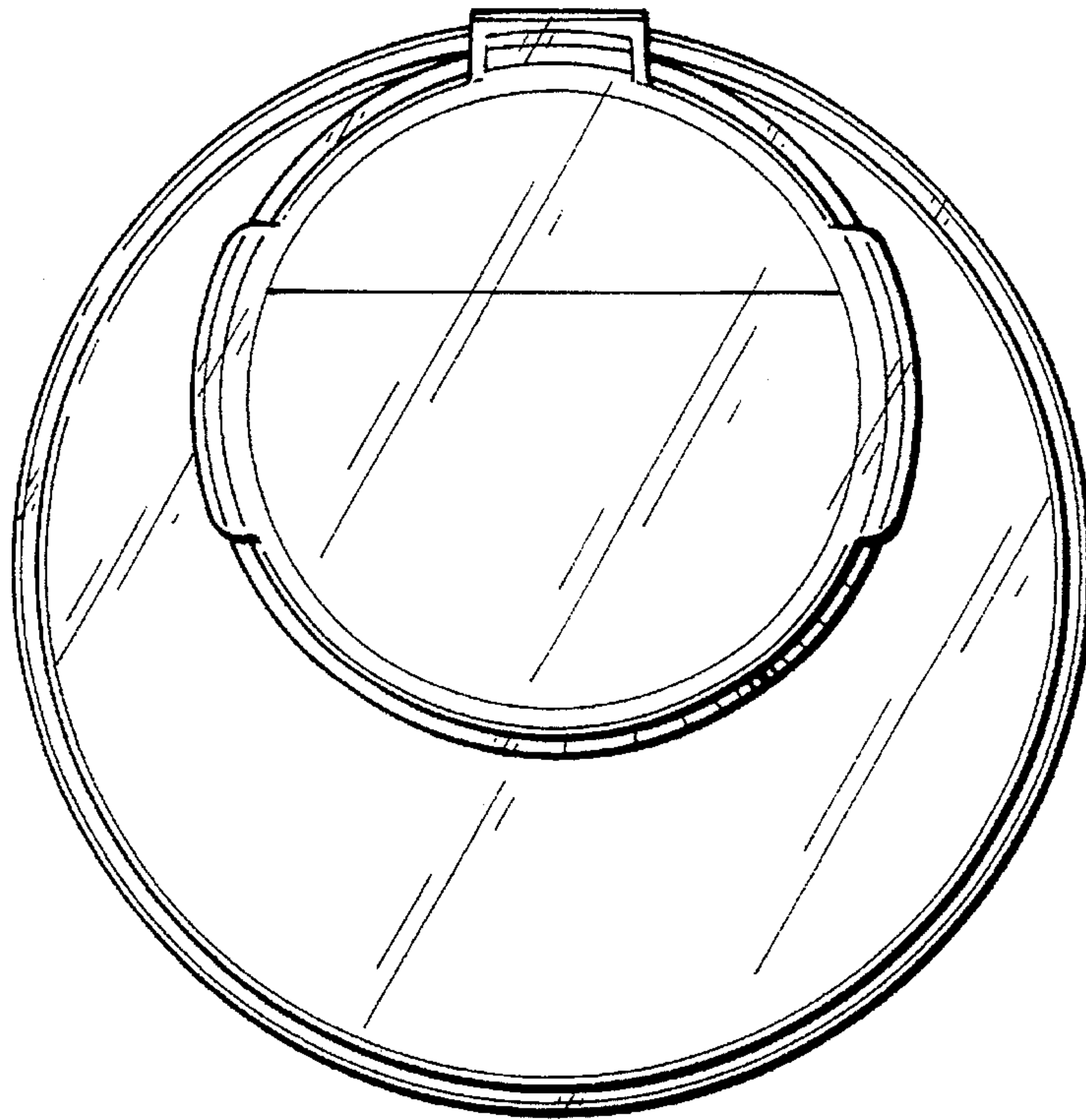


FIG. 2

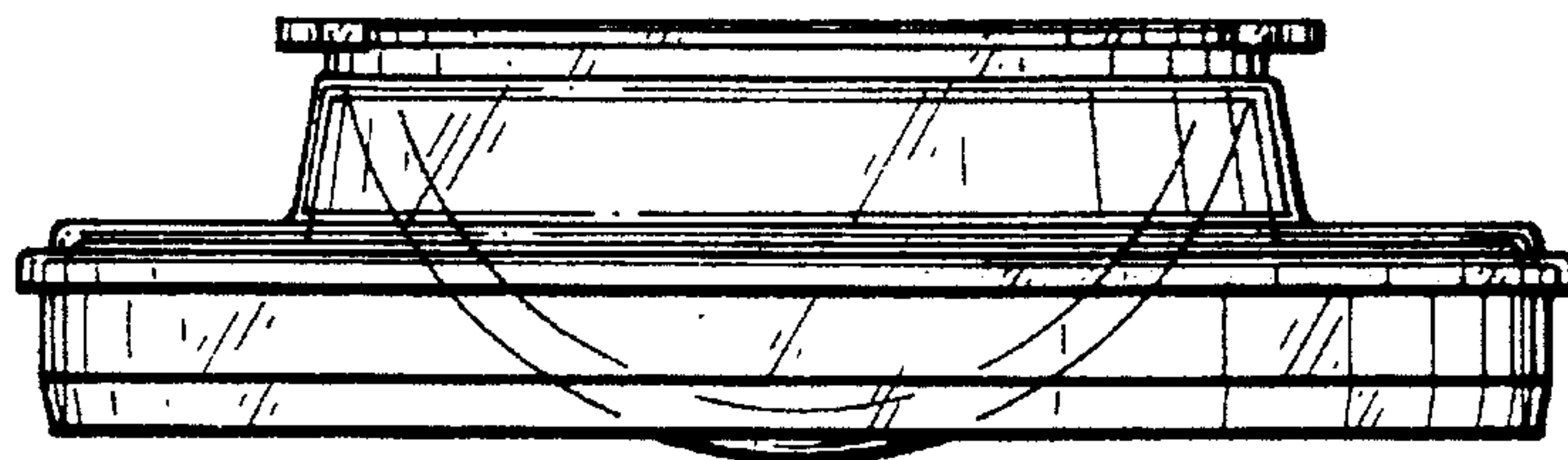


FIG. 3

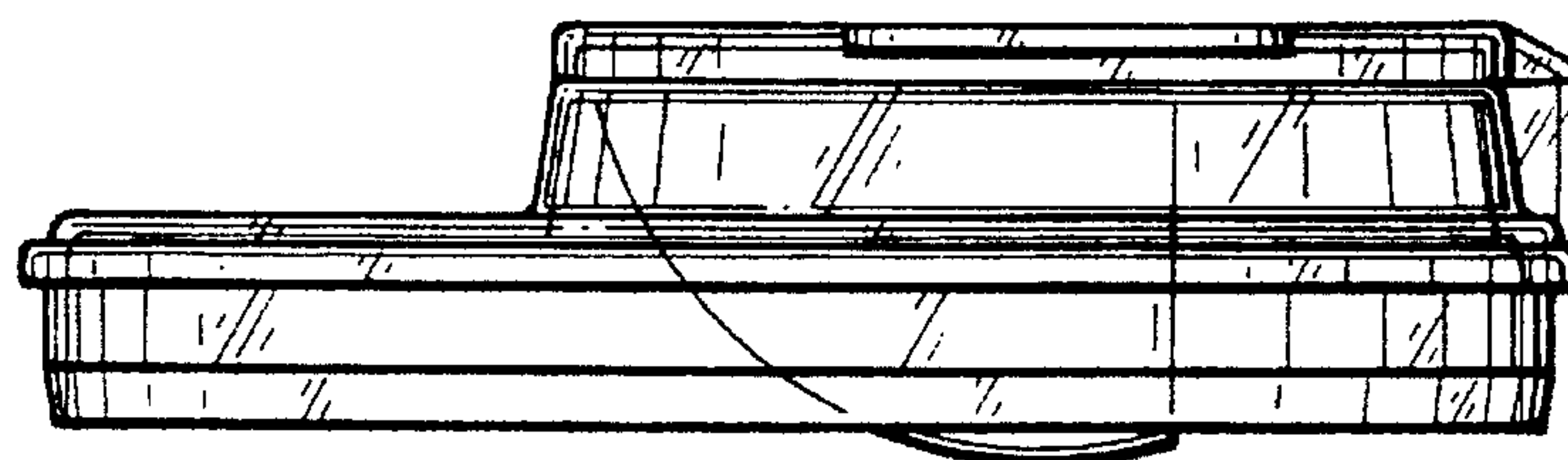


FIG. 4

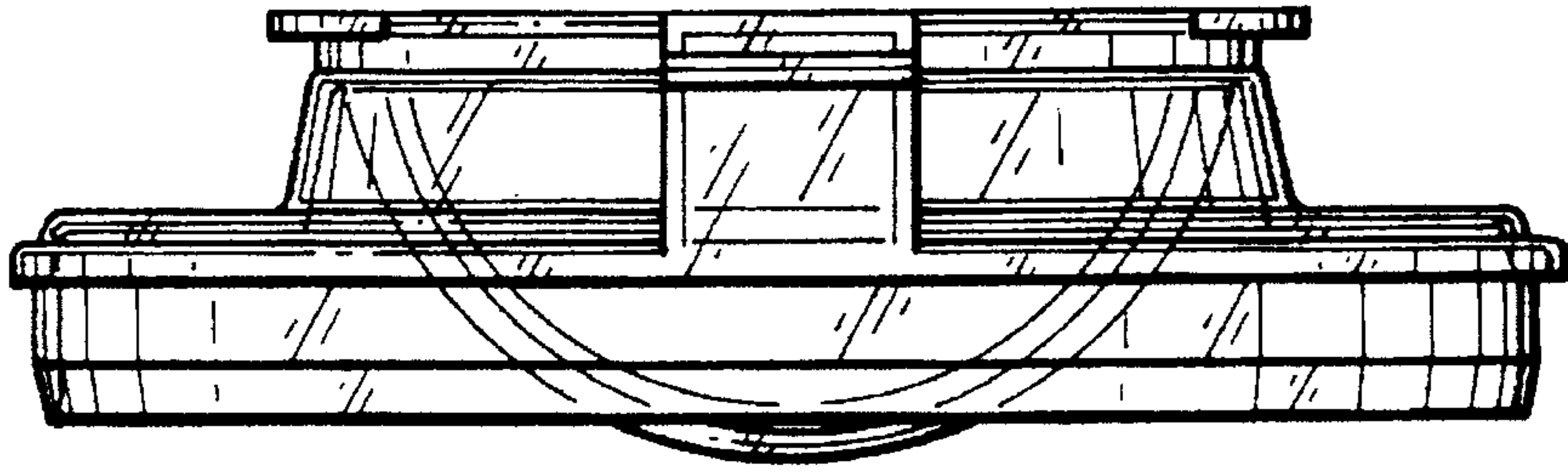


FIG. 5

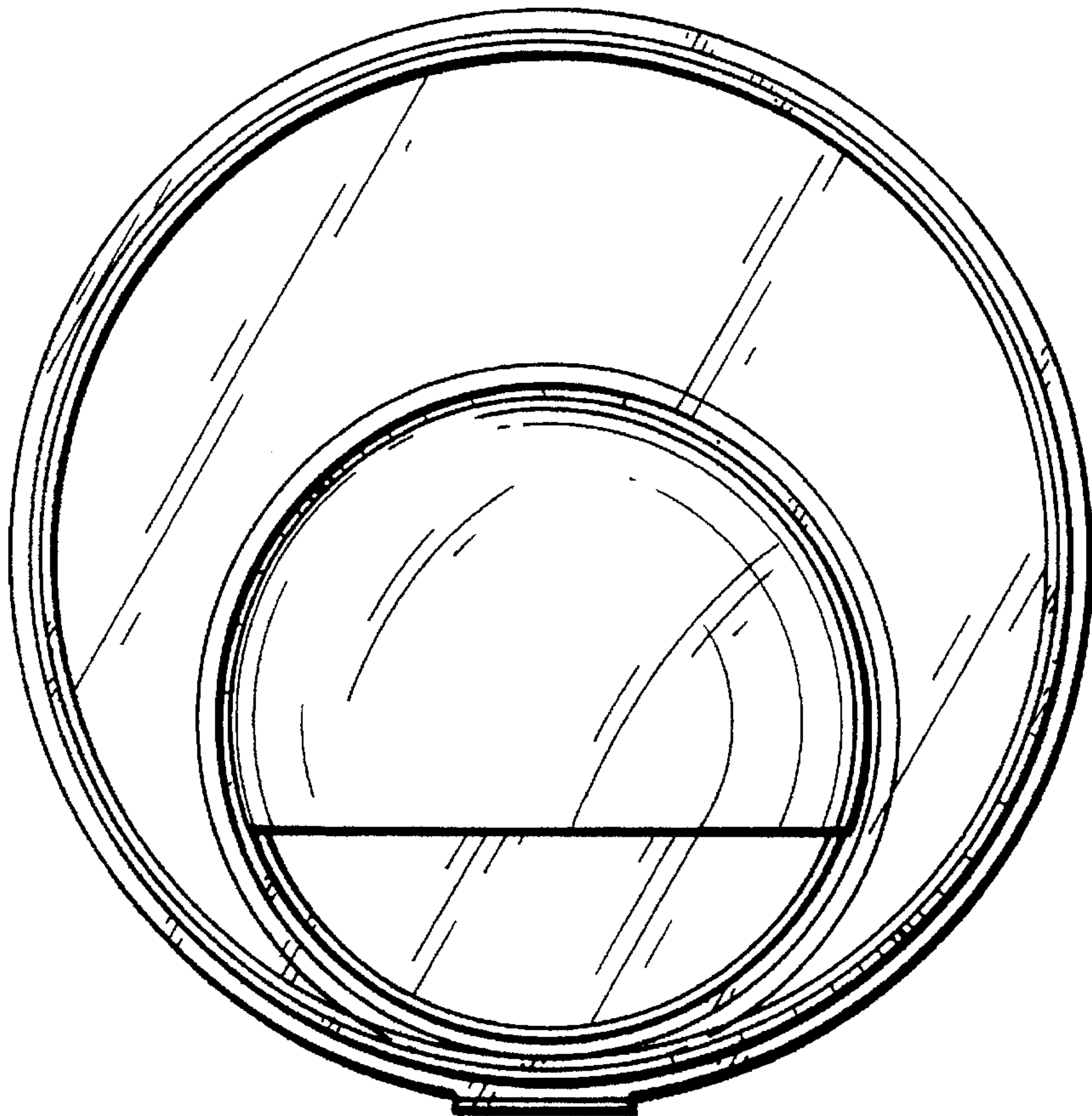


FIG. 6

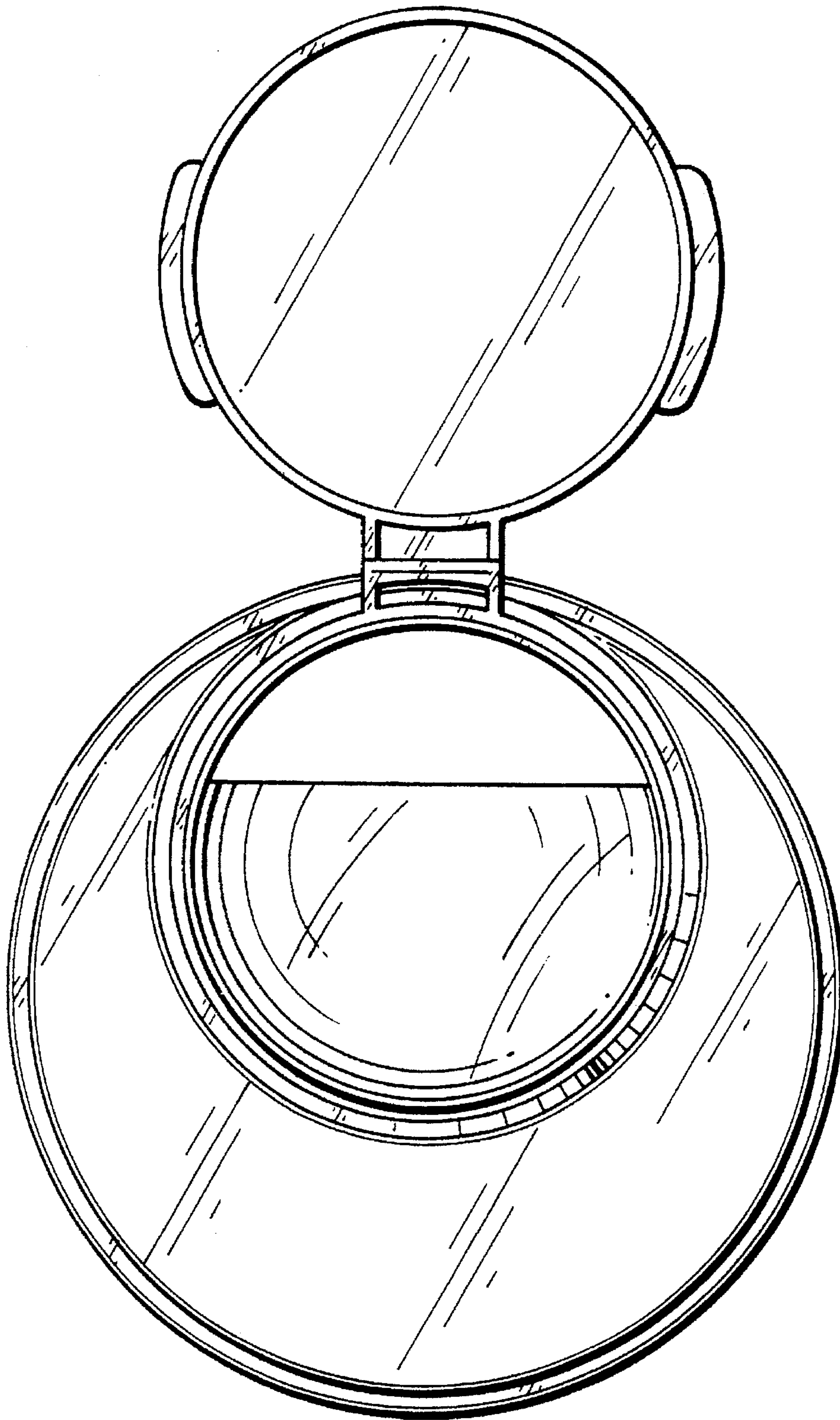


FIG. 7

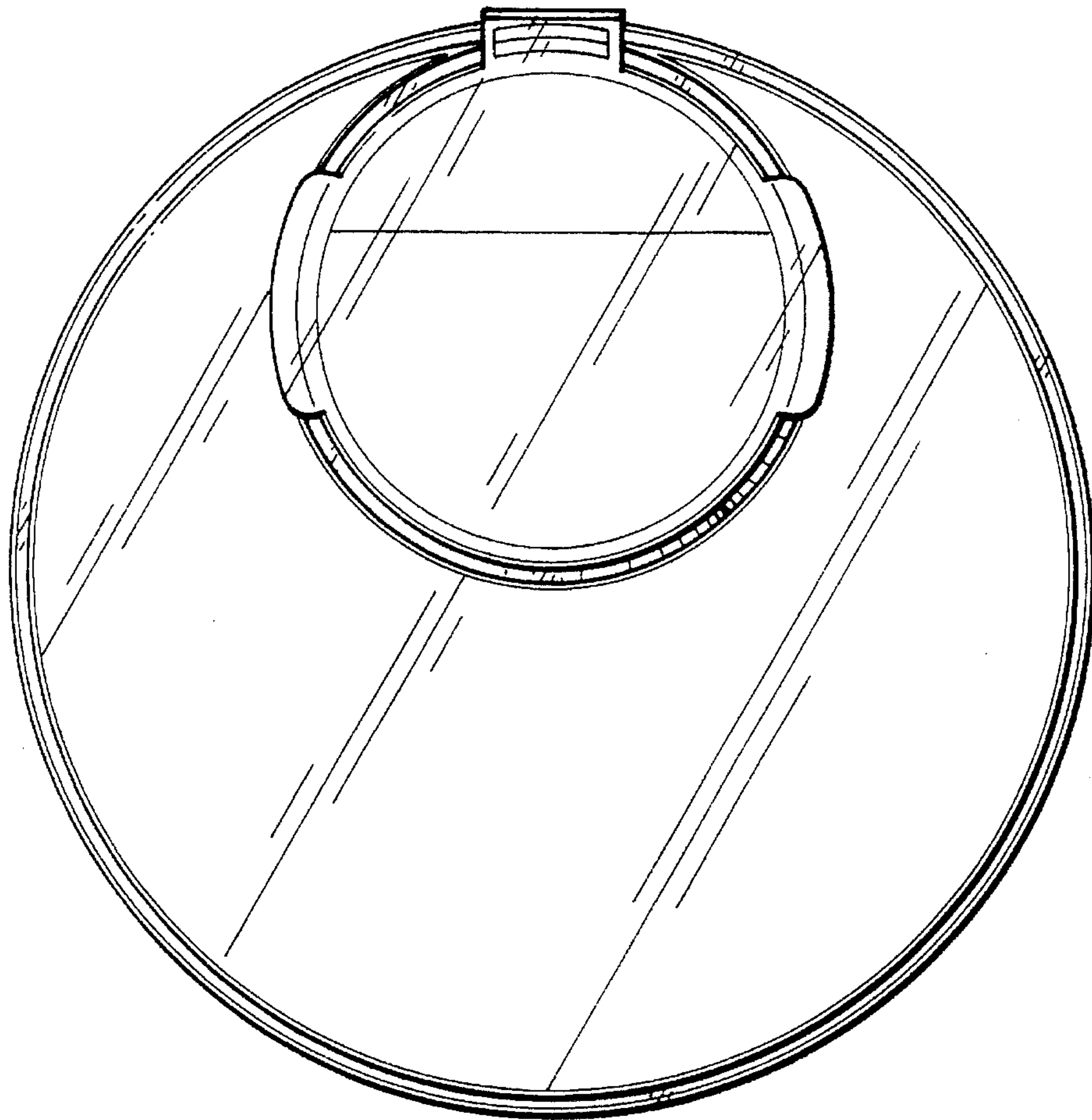


FIG. 8

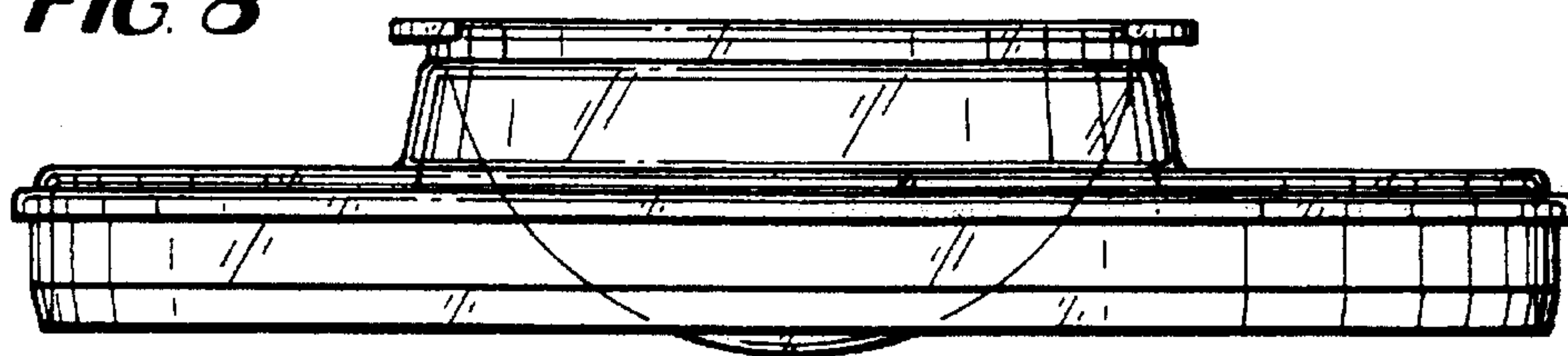


FIG. 9

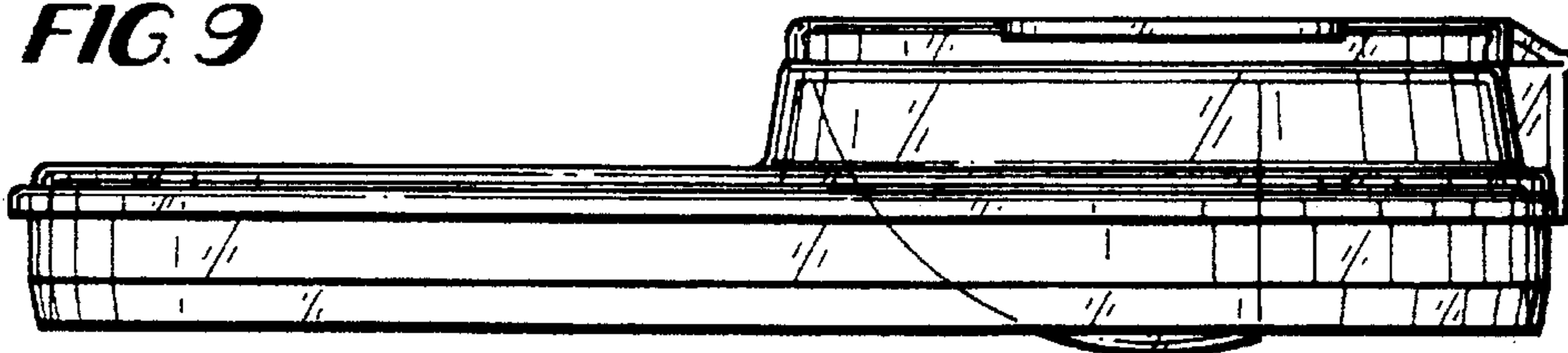


FIG. 10

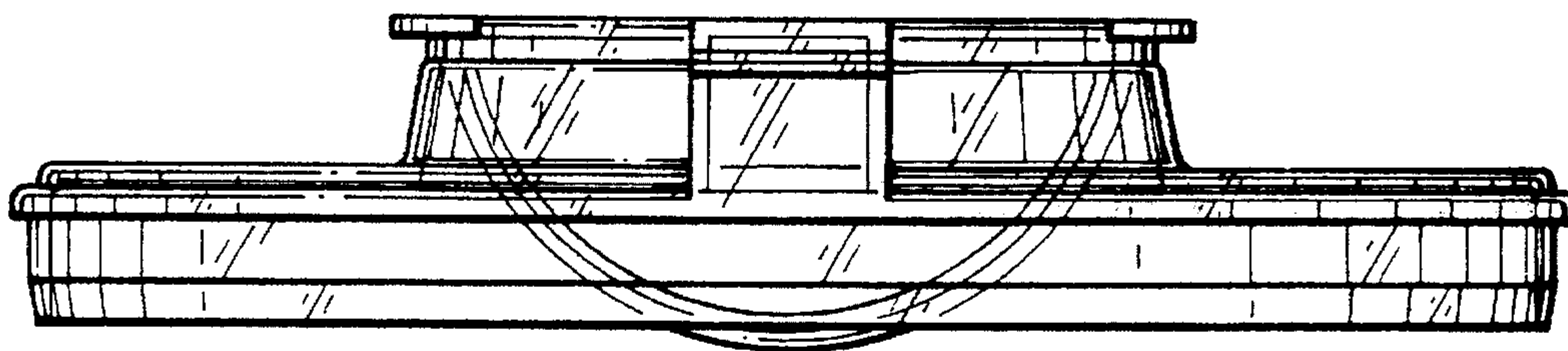


FIG. 11




FIG. 12

