



US00D379424S

United States Patent [19]

[11] Patent Number: **Des. 379,424**

White, Jr. et al.

[45] Date of Patent: ****May 27, 1997**

[54] **STANDOFF**

4,439,902	4/1984	Huxtable .	
4,655,023	4/1987	Yung .	
4,899,963	2/1990	Murphy .	
4,993,669	2/1991	Dyer .	
5,397,088	3/1995	White	248/309.1

[75] Inventors: **Frederick E. White, Jr.**, Marietta;
Gary D. Hammon, Woodstock, both of Ga.

Primary Examiner—Holly H. Baynham
Attorney, Agent, or Firm—Mark D. Hilliard; Robert A. McCann

[73] Assignee: **Panduit Corp.**, Tinley Park, Ill.

[**] Term: **14 Years**

[57] CLAIM

[21] Appl. No.: **49,438**

The ornamental design for a standoff, as shown and described.

[22] Filed: **Jan. 25, 1996**

DESCRIPTION

[51] **LOC (6) Cl.** **08-05**

[52] **U.S. Cl.** **D8/354**

[58] **Field of Search** 248/73, 49, 200,
248/300, 309.1; D8/349, 354


FIG. 1 is a bottom perspective view of the standoff of the present invention;
FIG. 2 is a top perspective view of the standoff of FIG. 1;
FIG. 3 is a left side view of FIG. 1, the right side being a mirror image thereof;
FIG. 4 is a bottom view of the standoff;
FIG. 5 is a top view of the standoff; and,
FIG. 6 is an end view of the standoff, the opposite end being a mirror image thereof.

[56] References Cited

U.S. PATENT DOCUMENTS

D. 204,158	3/1966	Geisinger .	
D. 357,171	4/1995	Studdiford	D8/349
2,974,703	3/1961	Rapata	248/73 X
3,180,606	4/1965	Sabin et al.	248/73 X
3,250,505	5/1966	Rodman, Sr. et al.	248/49

1 Claim, 1 Drawing Sheet






FIG. 1

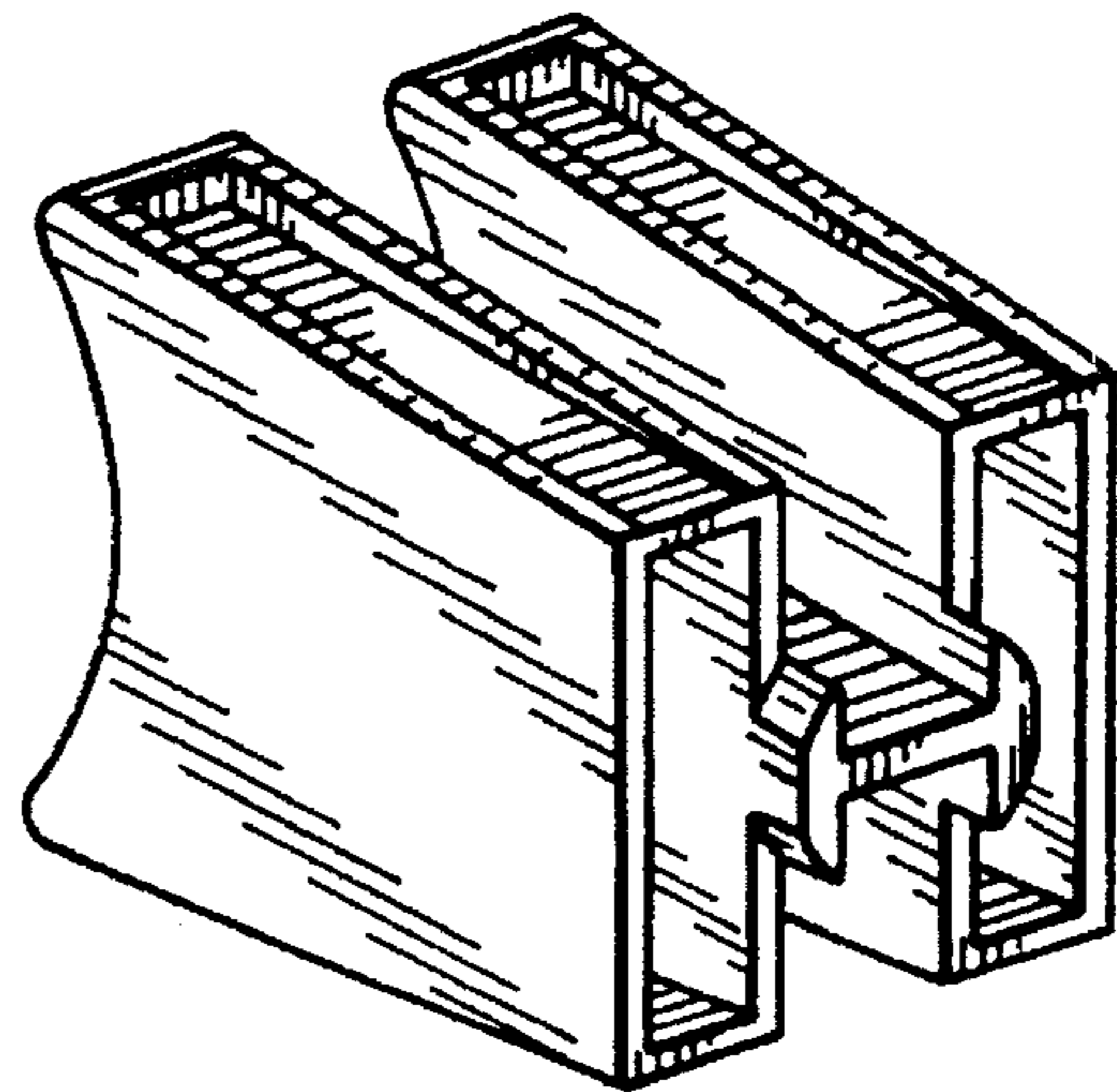


FIG. 2

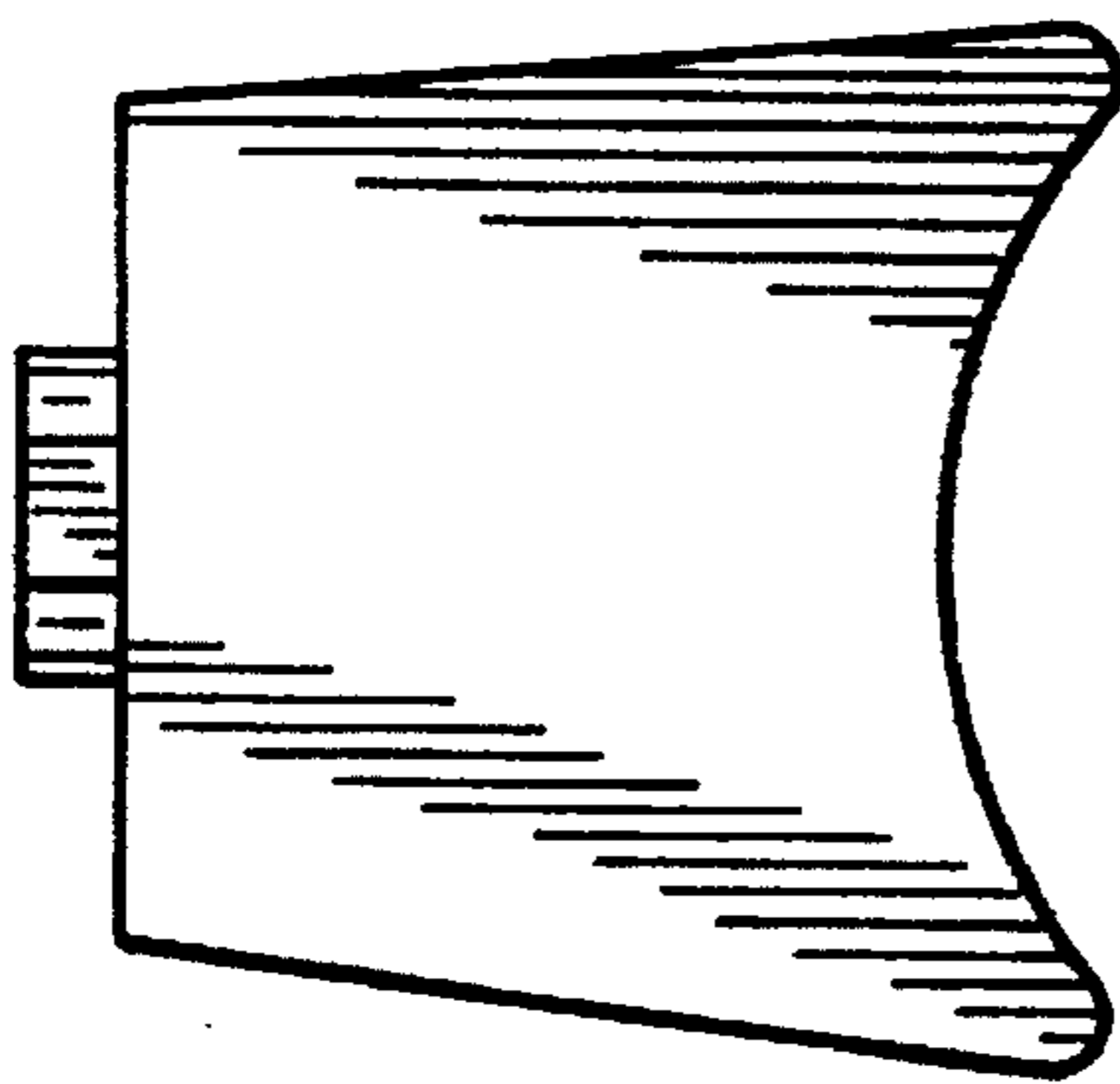


FIG. 3

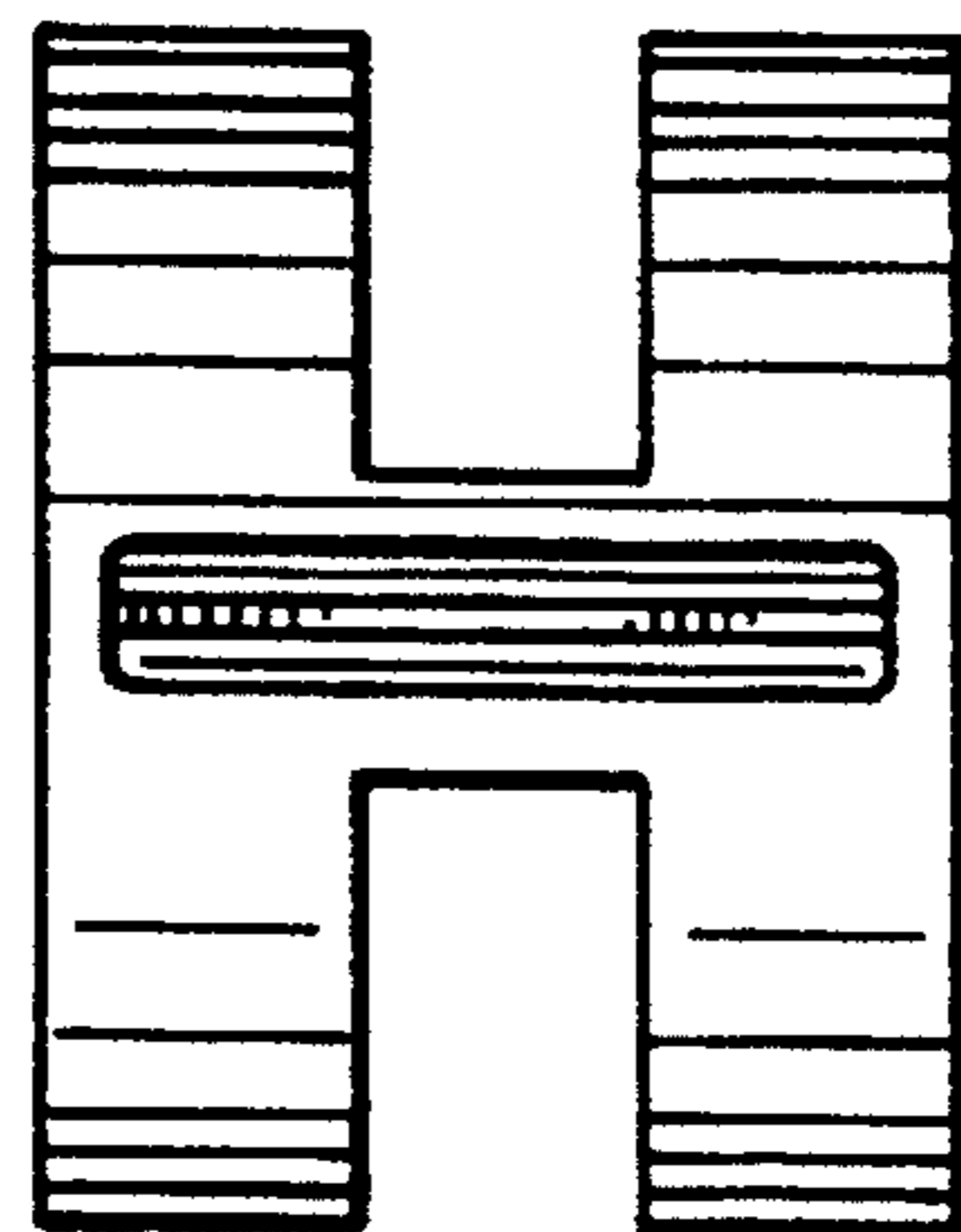


FIG. 4




FIG. 5

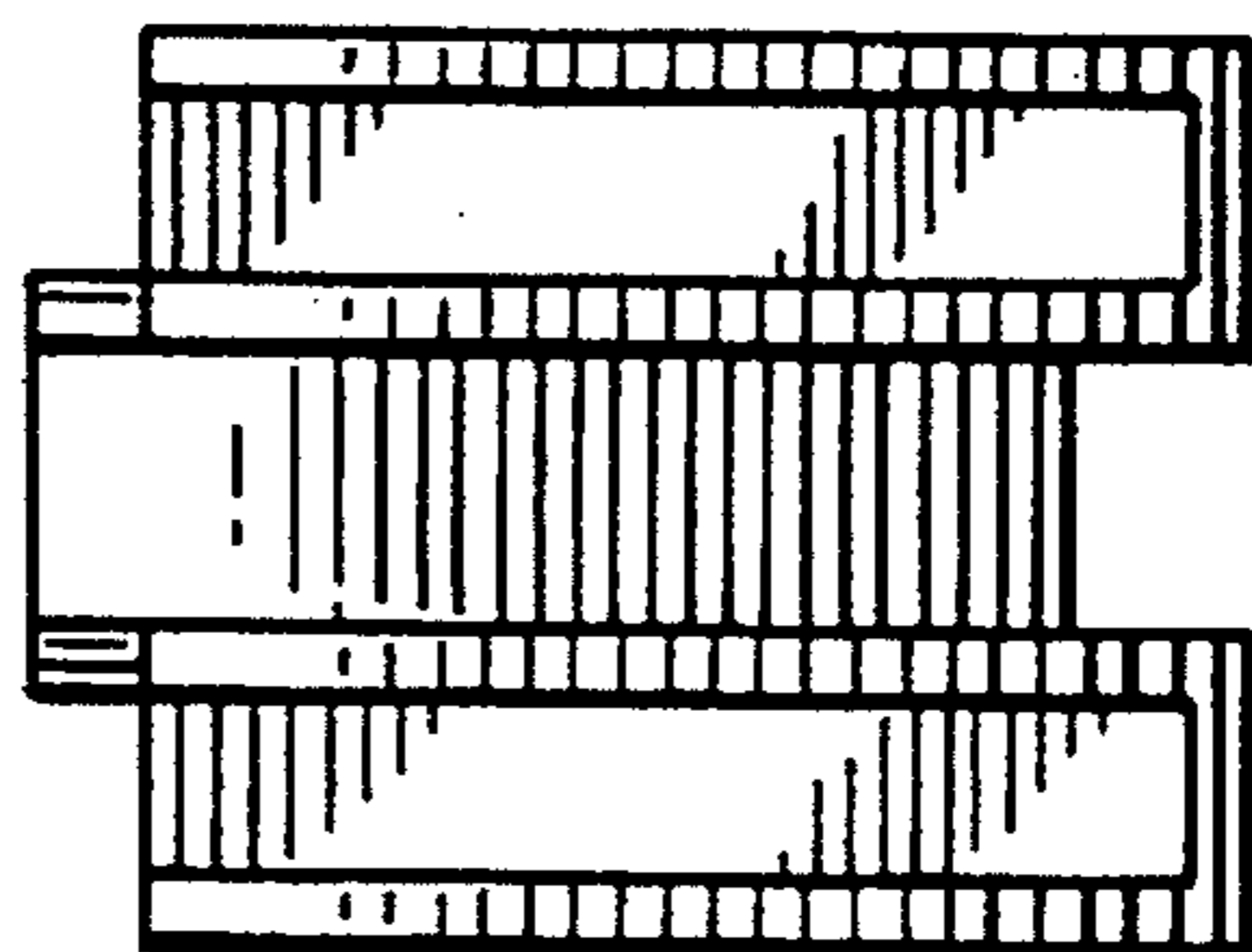


FIG. 6