



US00D379423S

# United States Patent [19]

Caugh et al.

[11] Patent Number: **Des. 379,423**

[45] Date of Patent: **\*\*May 27, 1997**

[54] PULL

[75] Inventors: **Gerald Caugh**, Rockford; **Kevin DeWald**, Spring Lake; **Deborah Mattson**, Plainwell, all of Mich.

[73] Assignee: **Belwith International**, Grandville, Mich.

[\*\*] Term: **14 Years**

[21] Appl. No.: **47,098**

[22] Filed: **Nov. 22, 1995**

### Related U.S. Application Data

[62] Division of Ser. No. 43,404, Sep. 1, 1995, which is a division of Ser. No. 15,019, Nov. 5, 1993, Pat. No. Des. 369,289.

[51] LOC (6) Cl. .... **08-06**

[52] U.S. Cl. .... **D8/305; D8/315**

[58] Field of Search ..... D8/300, 305, 315-320; 16/110 R, 124, 125; D22/115; D11/99, 73

### [56] References Cited

#### U.S. PATENT DOCUMENTS

D. 105,005 6/1937 Grigol ..... D11/73

D. 150,423 8/1948 Katz ..... D11/73  
D. 290,577 6/1987 Belaiche et al. .... D8/305  
D. 356,724 3/1995 Chieda ..... D8/305

### OTHER PUBLICATIONS

Webster's International Dictionary; 2nd ed., ©1934; p. 154; Arrowhead #4.

National Lock-Cabinet Hardware Cat.; p. 6; Pull C 6273-3.

Primary Examiner—B. J. Bullock

Attorney, Agent, or Firm—Rader, Fishman & Grauer PLLC

### [57] CLAIM

The ornamental design for a pull, as shown and described.

### DESCRIPTION

FIG. 1 is a perspective view of the pull of the present invention;

FIG. 2 is a top view of the pull of FIG. 1, the bottom view being substantially identical thereto; and,

FIG. 3 is a front elevational view of the pull of FIG. 1.

**1 Claim, 1 Drawing Sheet**

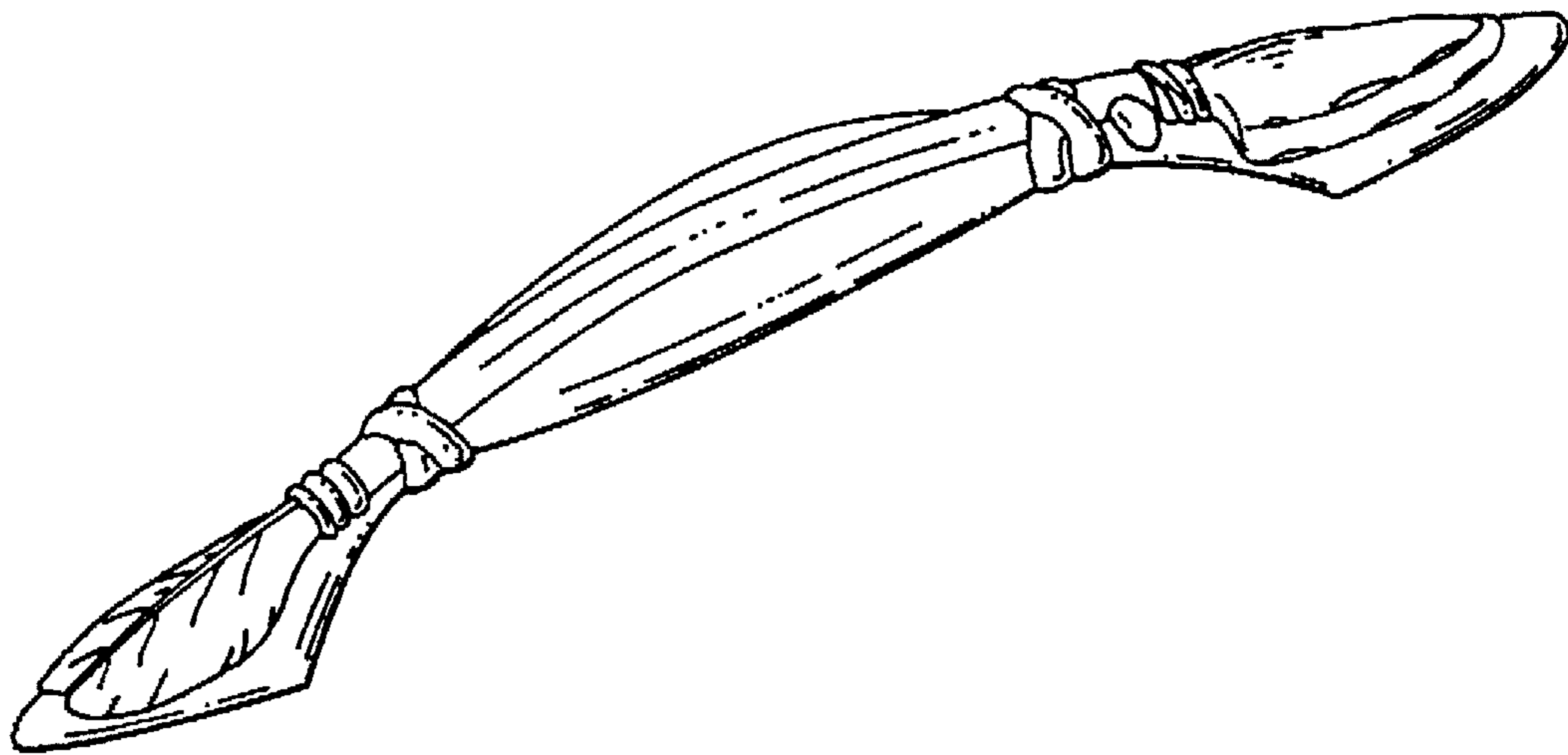


FIG 1

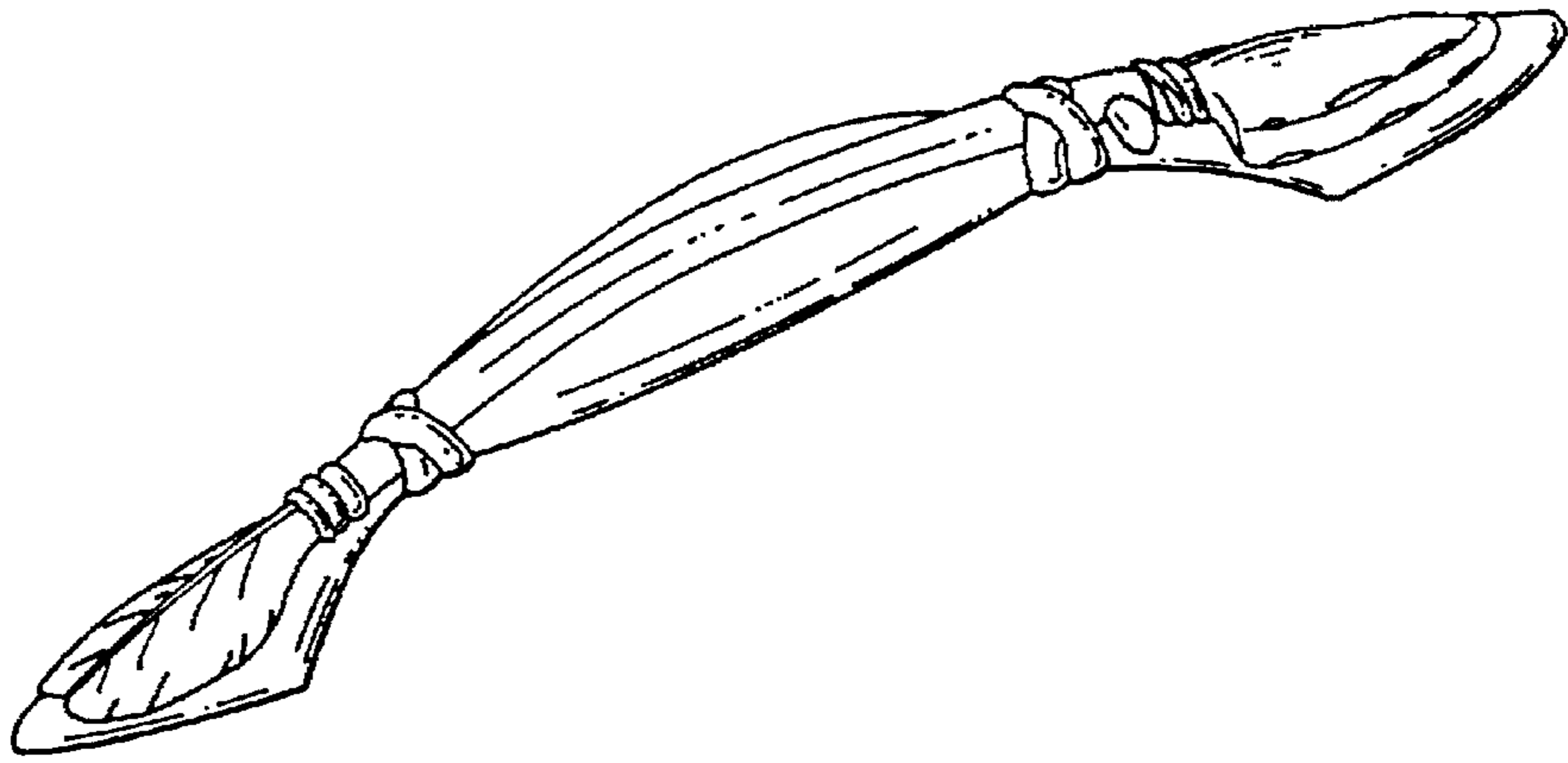


FIG 2




FIG 3