



US00D379416S

# United States Patent [19]

Adams

[11] Patent Number: **Des. 379,416**

[45] Date of Patent: **\*\*May 27, 1997**

[54] **GARDEN STAKE**

[75] Inventor: **William E. Adams**, Portersville, Pa.

[73] Assignee: **Adams Mfg. Corp.**, Portersville, Pa.

[\*\*] Term: **14 Years**

[21] Appl. No.: **47,195**

[22] Filed: **Nov. 28, 1995**

[51] LOC (6) Cl. .... **08-01**

[52] U.S. Cl. .... **D8/1; D21/255; D26/138**

[58] Field of Search ..... **D8/1; D21/255; 35/118; 47/47; D26/138; 248/87, 156**

[56] **References Cited**

### U.S. PATENT DOCUMENTS

D. 218,582	9/1970	Kiester .....	D21/255
D. 231,628	5/1974	Bartels .....	D21/255 X
D. 282,104	1/1986	Taylor .....	D26/138 X
301,083	7/1884	Bornstein .	
D. 323,751	2/1992	Hinrikus .....	D8/356
D. 325,870	5/1992	Niles .....	D8/1 X

D. 333,526	2/1993	Taylor .....	D26/138 X
1,625,303	4/1927	Fenton .	
2,578,182	11/1951	Fricano .....	24/377 X
2,840,092	6/1958	Hill .....	135/118
2,939,468	7/1960	Boyce .....	248/508
5,327,922	7/1994	Deroche .....	135/118

*Primary Examiner*—Holly H. Baynham  
*Attorney, Agent, or Firm*—Buchanan Ingersoll, P.C.; Lynn J. Alstadt

### [57] CLAIM

The ornamental design for a garden stake, as shown and described.

### DESCRIPTION

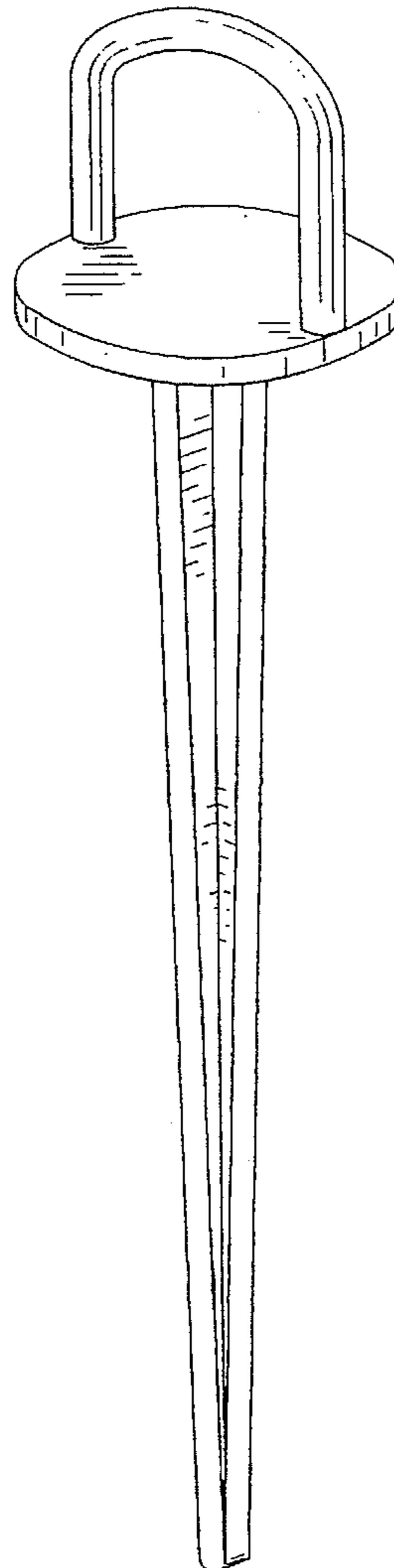
FIG. 1 is a perspective view of my design for a garden stake; FIG. 2 is a front view, the rear view being a mirror image thereof;

FIG. 3 is a side view thereof;

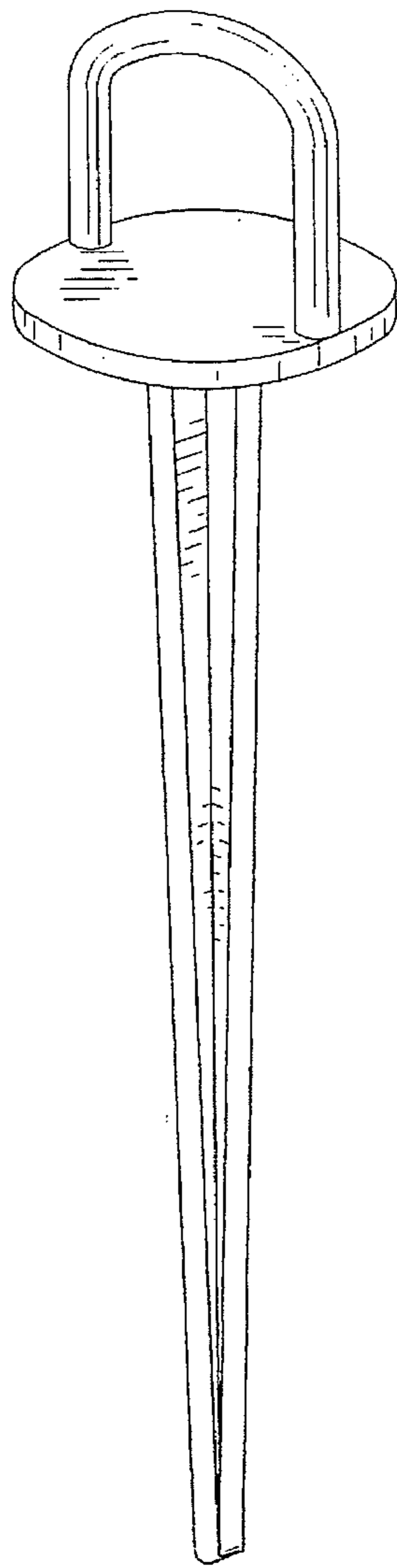
FIG. 4 is a top plan view thereof; and,

FIG. 5 is a bottom view thereof.

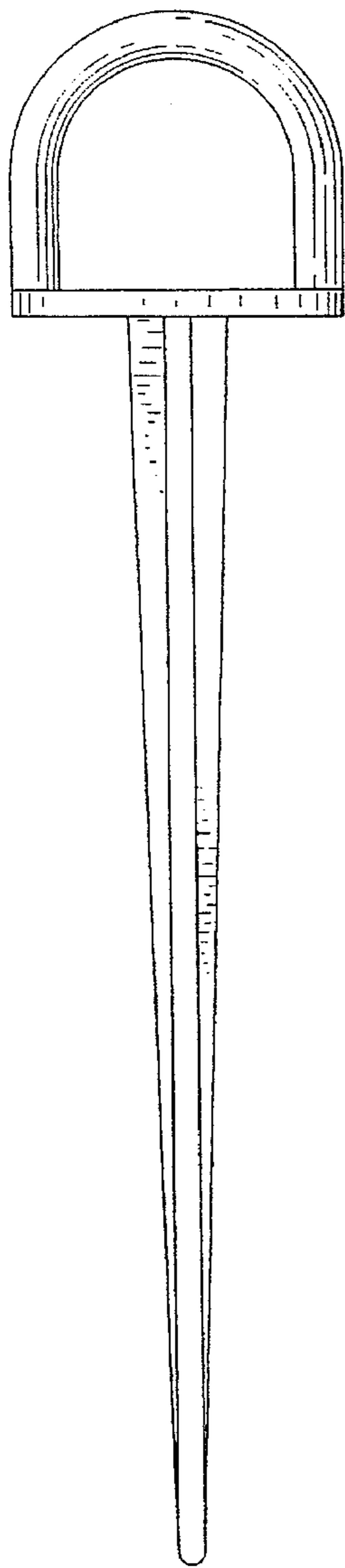
**1 Claim, 1 Drawing Sheet**



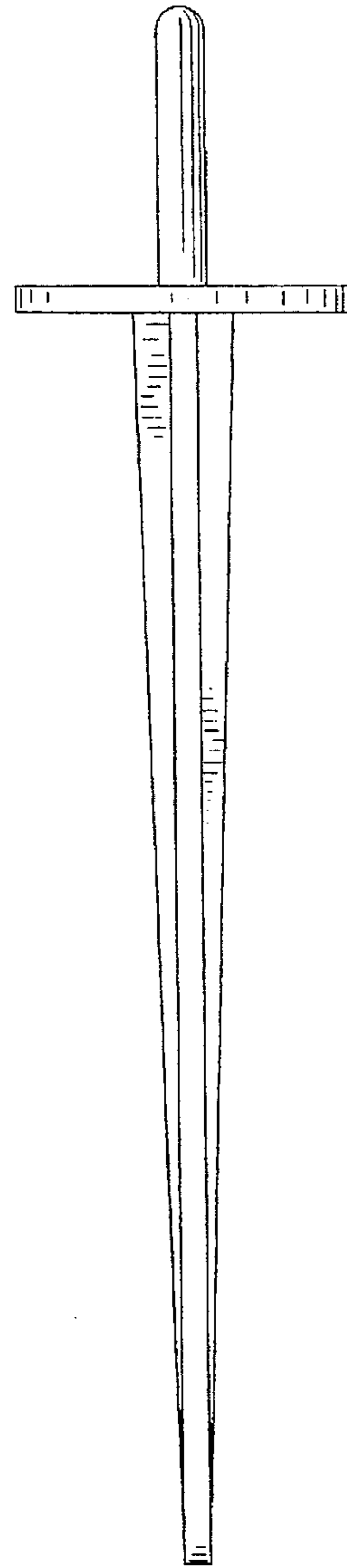
*Fig. 1.*



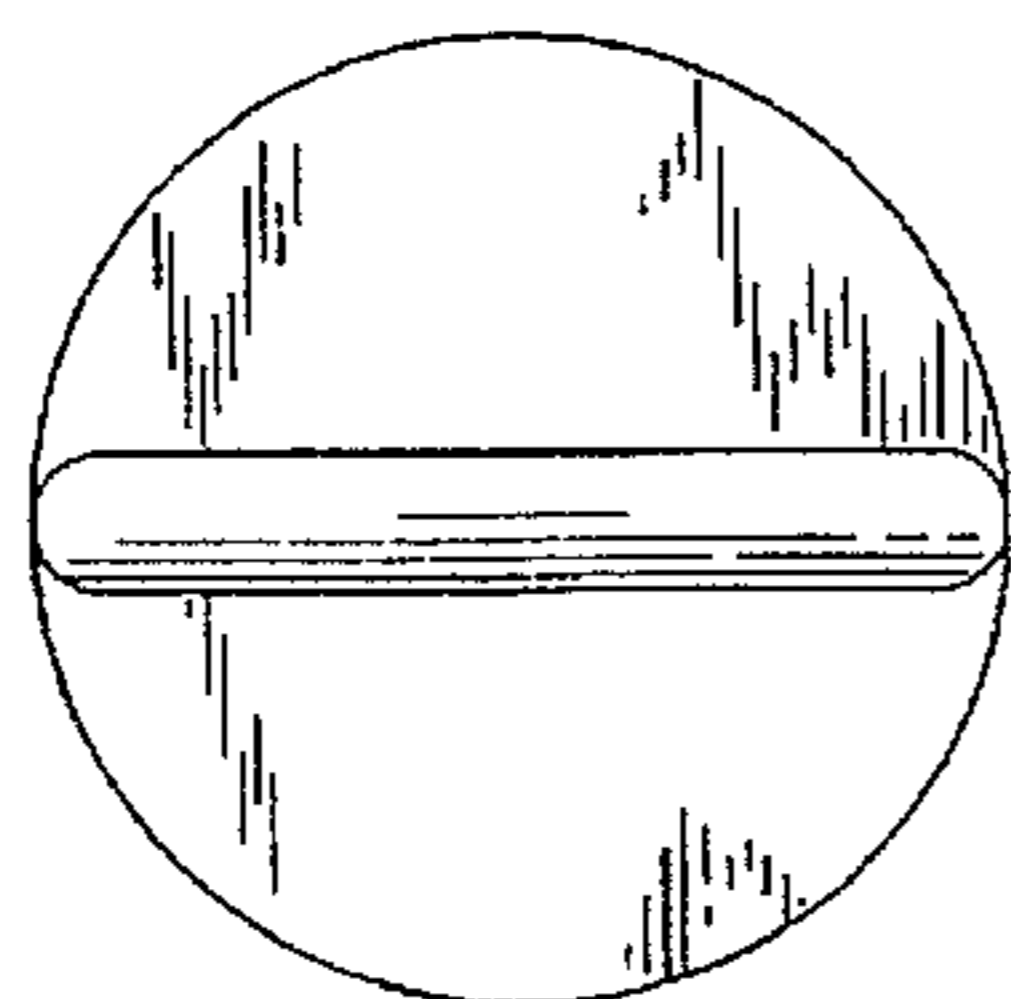
*Fig. 2.*



*Fig. 3.*



*Fig. 4.*



*Fig. 5.*

