



US00D379383S

**United States Patent** [19]  
**Yeh**

[11] **Patent Number:** **Des. 379,383**  
[45] **Date of Patent:** **\*\*May 20, 1997**

[54] **TOY CAR**

[76] **Inventor:** **Ping-lin Yeh**, P.O. Box 90, Tainan 704, Taiwan

[\*\*] **Term:** **14 Years**

[21] **Appl. No.:** **53,421**

[22] **Filed:** **Apr. 22, 1996**

[51] **LOC (6) Cl.** ..... **21-01**

[52] **U.S. Cl.** ..... **D21/136; D21/140**

[58] **Field of Search** ..... D21/136, 76, 78, D21/128, 134, 137, 140, 73; D12/83, 88, 93, 98-99, 90; 446/444-447, 465, 468, 470, 450, 471; 280/827, 828

[56] **References Cited**

**U.S. PATENT DOCUMENTS**

- D. 171,550 2/1954 Mayer ..... D12/83
- D. 238,697 2/1976 McKague ..... D21/140
- D. 262,391 12/1981 Kanaoki ..... D21/140
- D. 264,202 5/1982 Elkins et al. .... D12/83

- D. 296,915 7/1988 Matsumoto ..... D21/140
- D. 330,663 11/1992 Copeland ..... D21/78
- D. 350,284 9/1994 Ran ..... D21/78
- D. 367,506 2/1996 Bowman ..... D21/134
- 4,284,279 8/1981 Mori ..... 446/444
- 4,795,154 1/1989 Lahr ..... 446/446
- 4,990,117 2/1991 Yonezawa ..... 446/444

*Primary Examiner*—Raphael Barkai


[57] **CLAIM**

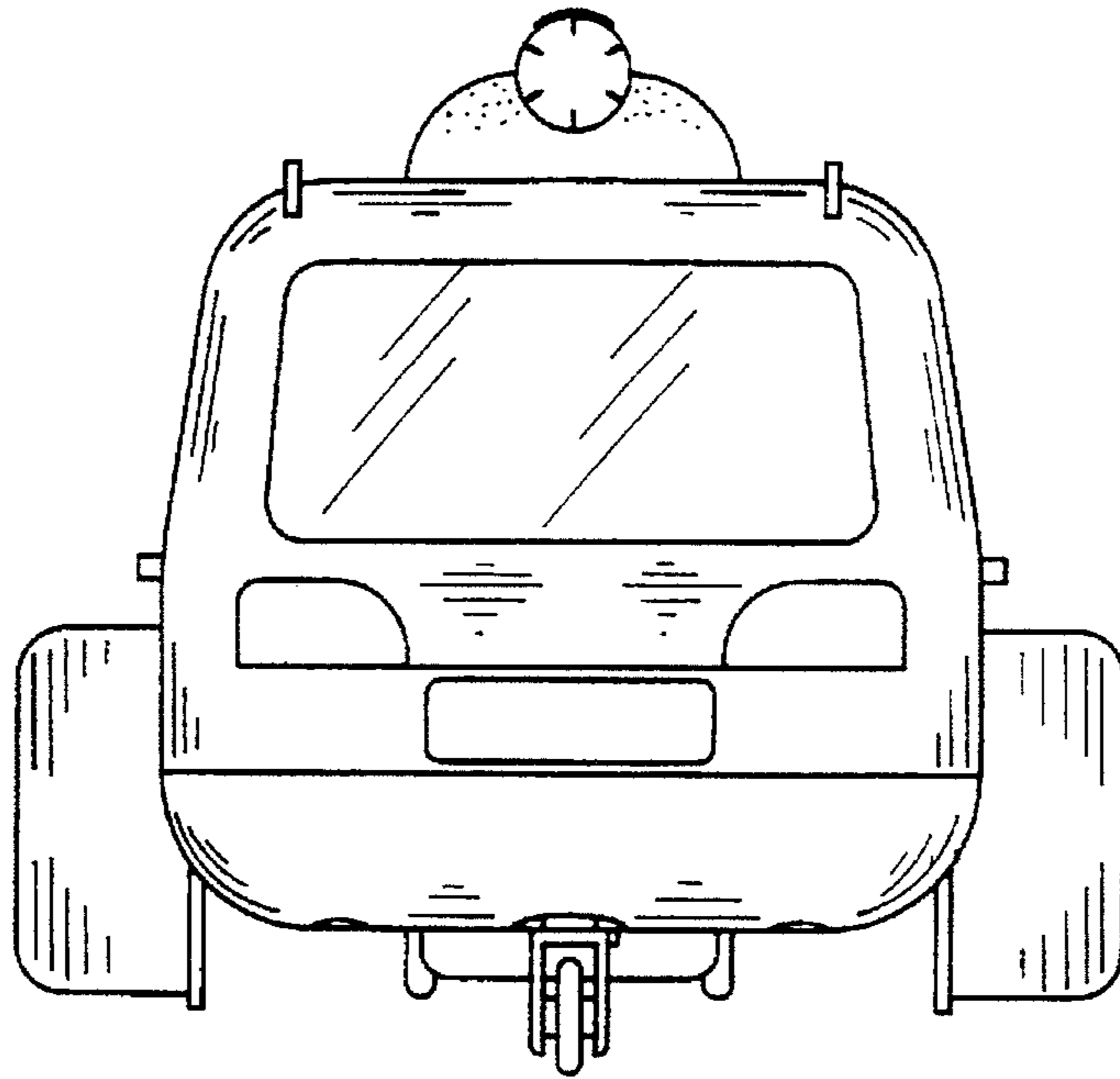
The ornamental design for toy car, as shown and described.

**DESCRIPTION**

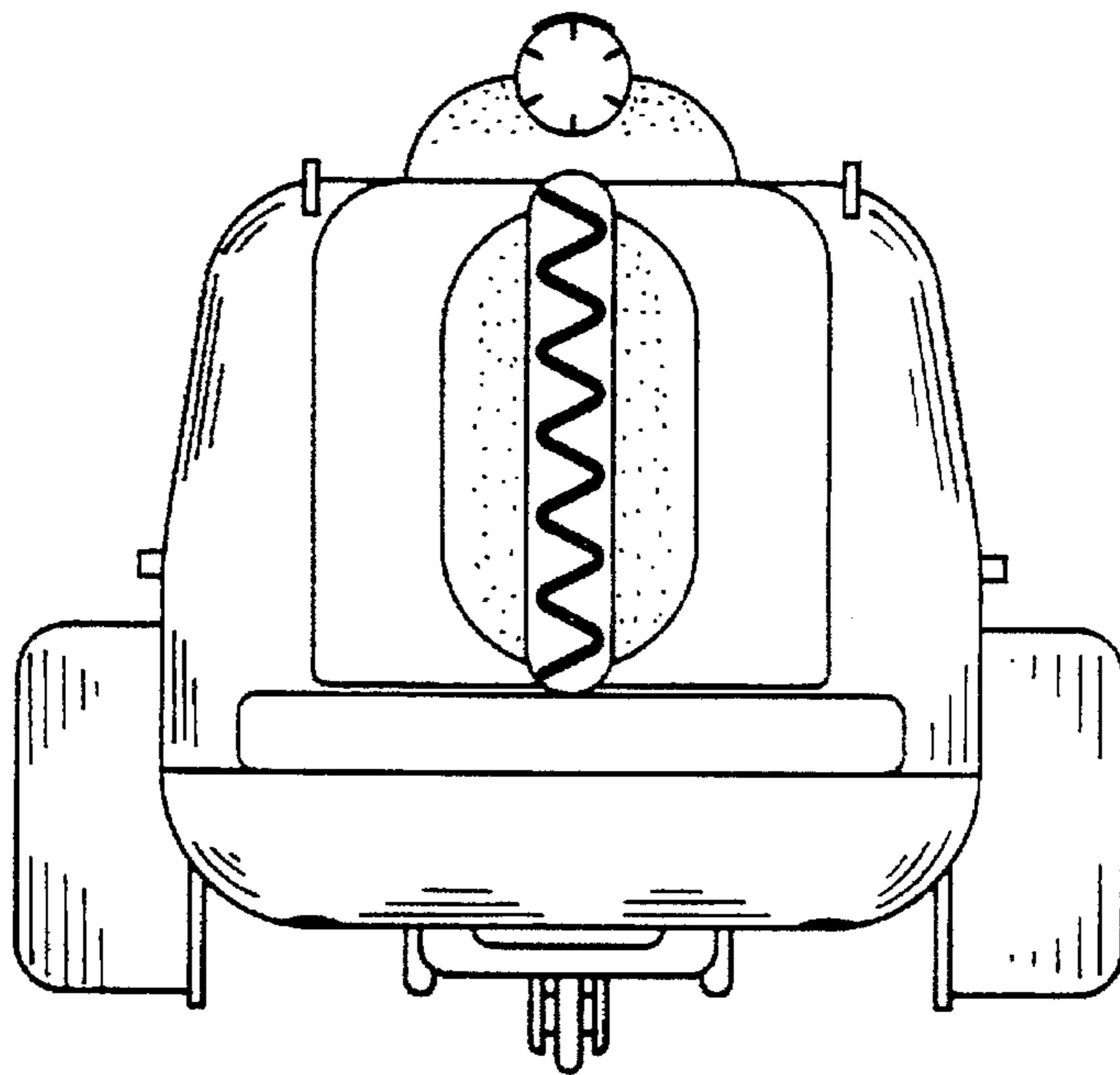
FIG. 1 is a front elevational view of a toy car showing my new design;  
 FIG. 2 is a rear elevational view thereof;  
 FIG. 3 is a left side elevational view thereof;  
 FIG. 4 is a right side elevational view thereof;  
 FIG. 5 is a top plan view thereof;  
 FIG. 6 is a bottom plan view thereof; and,  
 FIG. 7 is a top, front, and right side view of toy car showing my new design.

**1 Claim, 4 Drawing Sheets**







*FIG. 1*



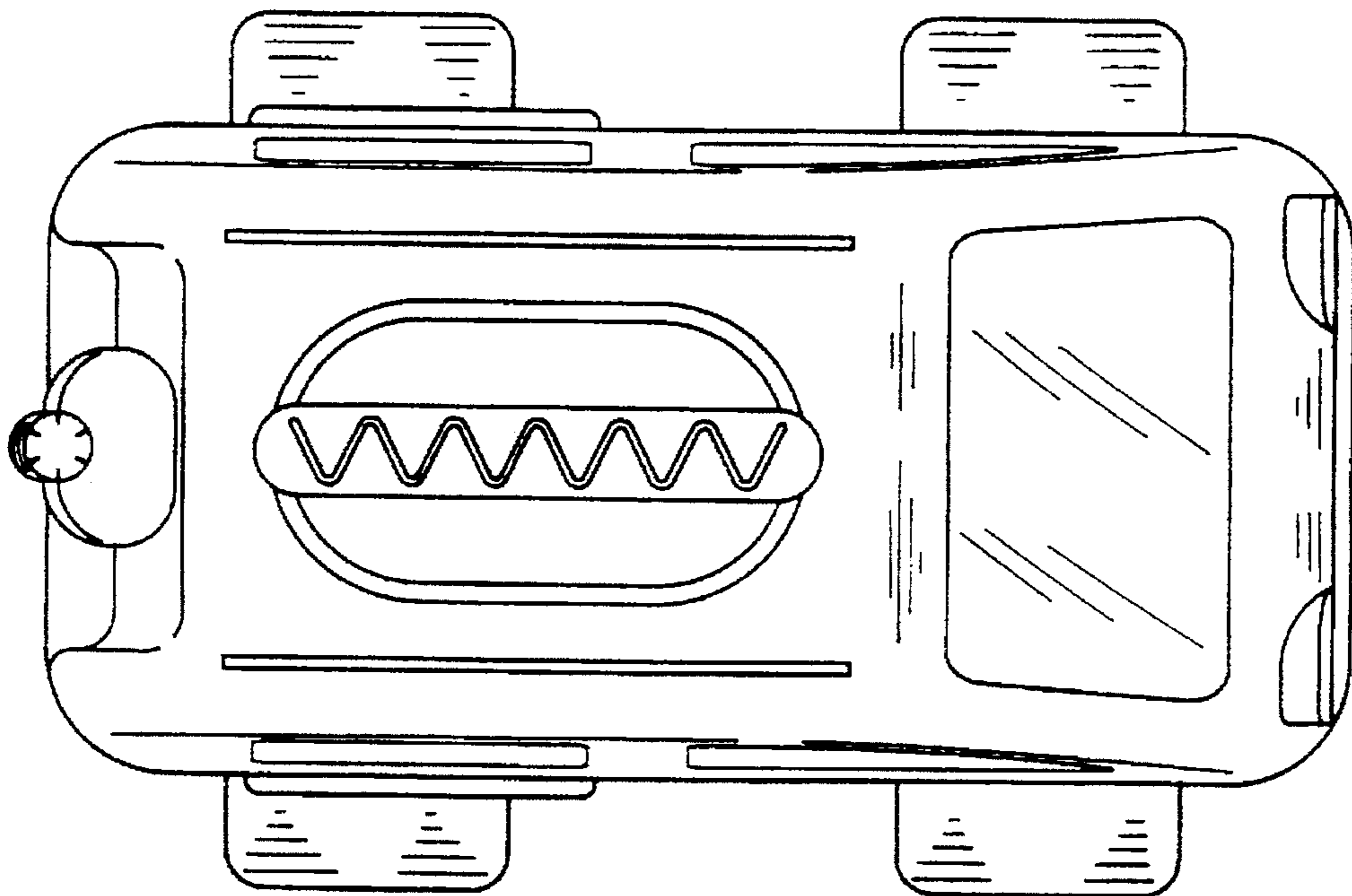
*FIG. 2*



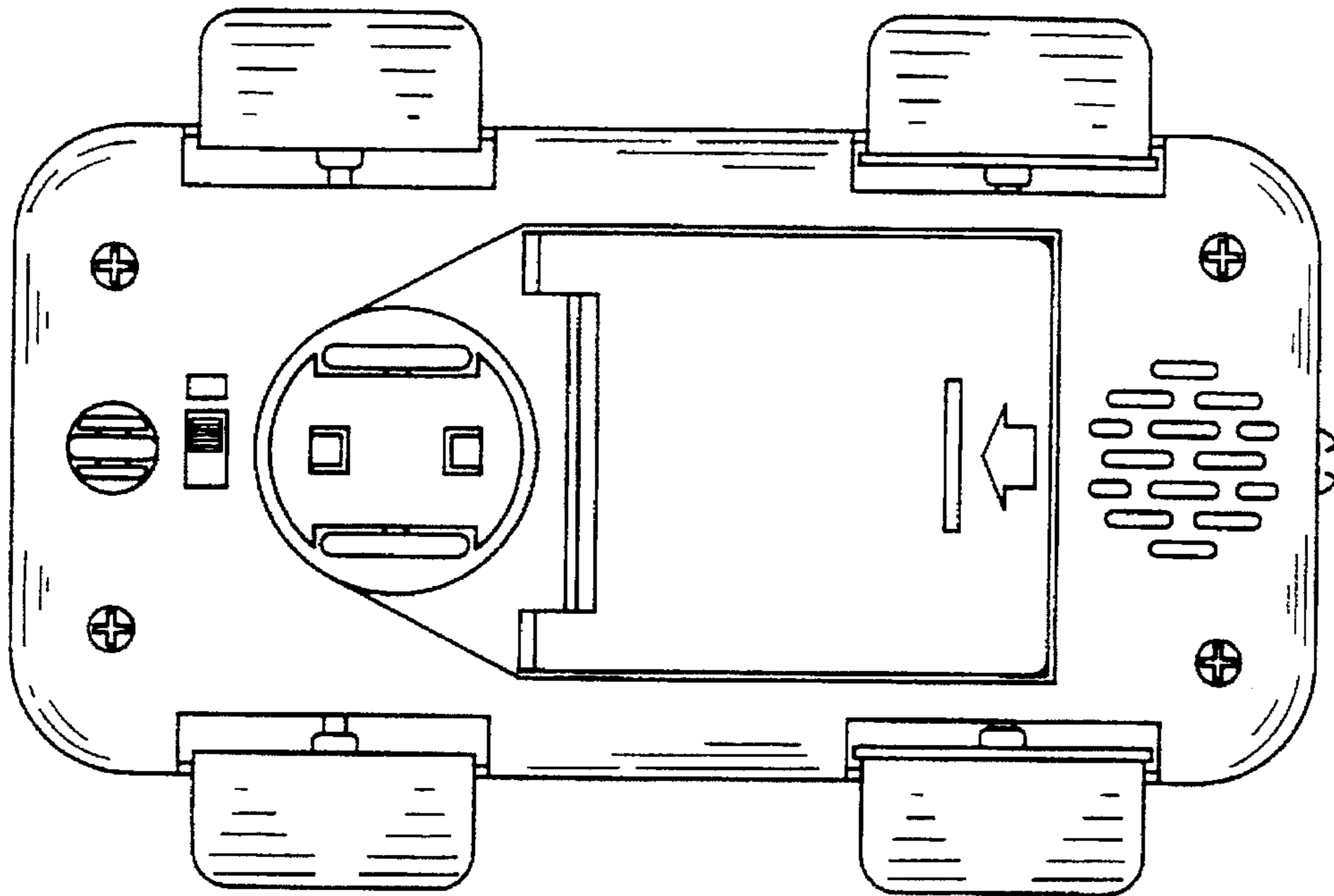
*FIG. 3*




*FIG. 4*



*FIG. 5*



*FIG. 6*



**FIG. 7**