



US00D379380S

United States Patent [19]
Delaney

[11] **Patent Number: Des. 379,380**
[45] **Date of Patent: **May 20, 1997**

[54] **HOBBY SURFACE**

[76] **Inventor: Danielle Delaney, 2005 Dutrisal #408,
St. Laurent, Canada, H4L 4K8**

[**] **Term: 14 Years**

[21] **Appl. No.: 45,556**

[22] **Filed: Oct. 23, 1995**

[51] **LOC (6) Cl. 21-01**

[52] **U.S. Cl. D21/104**

[58] **Field of Search D21/104-107,
D21/24; 273/153 R, 156, 157 R, 160**

[56] **References Cited**

U.S. PATENT DOCUMENTS

D. 210,957	5/1968	Noyes	D21/105
D. 241,870	10/1976	Wallace	D21/105
D. 336,319	6/1993	Wenzel	D21/104
3,309,092	3/1967	Hardesty et al.	273/157 R X
3,504,915	4/1970	Walker	.	
4,111,425	9/1978	Lathrop	.	

4,379,555	4/1983	Dean	.	
4,410,180	10/1983	Clark	.	
4,759,547	7/1988	Shin-Tao	.	
4,913,443	4/1990	Currey, Jr.	D21/24 X
4,984,798	1/1991	Silberstein	273/157 R

Primary Examiner—Dominic Simone
Attorney, Agent, or Firm—Terry M. Gernstein

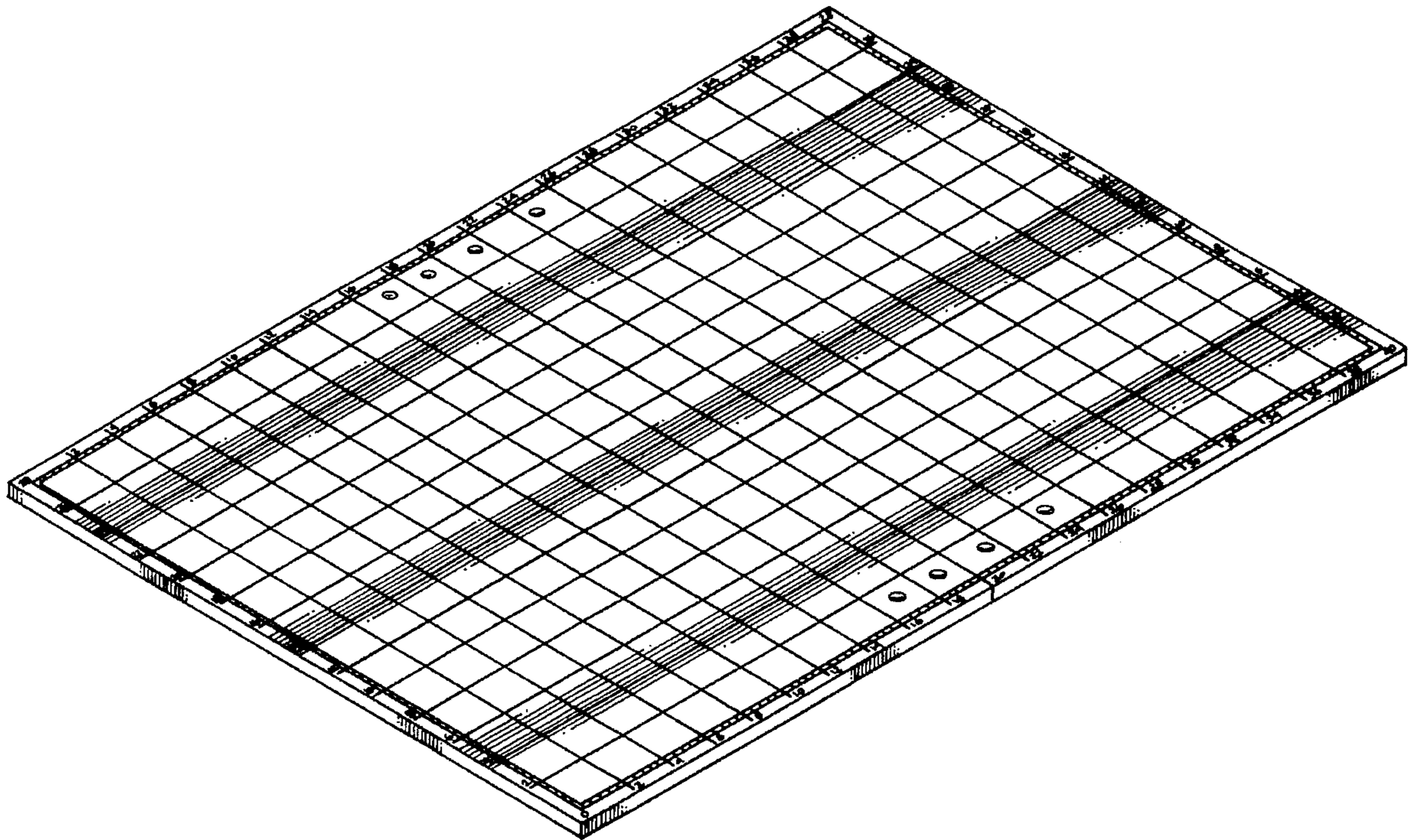
[57] **CLAIM**

The ornamental design for a hobby surface, as shown and described.

DESCRIPTION

FIG. 1 is a front, top and side perspective view of the hobby surface showing my new design;
FIG. 2 is a top plan view thereof;
FIG. 3 is an end elevational view thereof, the end opposite being a mirror image of the end shown in FIG. 3;
FIG. 4 is a side elevational view thereof, the side opposite being a mirror image of the side shown in FIG. 4; and,
FIG. 5 is a bottom plan view thereof.

1 Claim, 3 Drawing Sheets



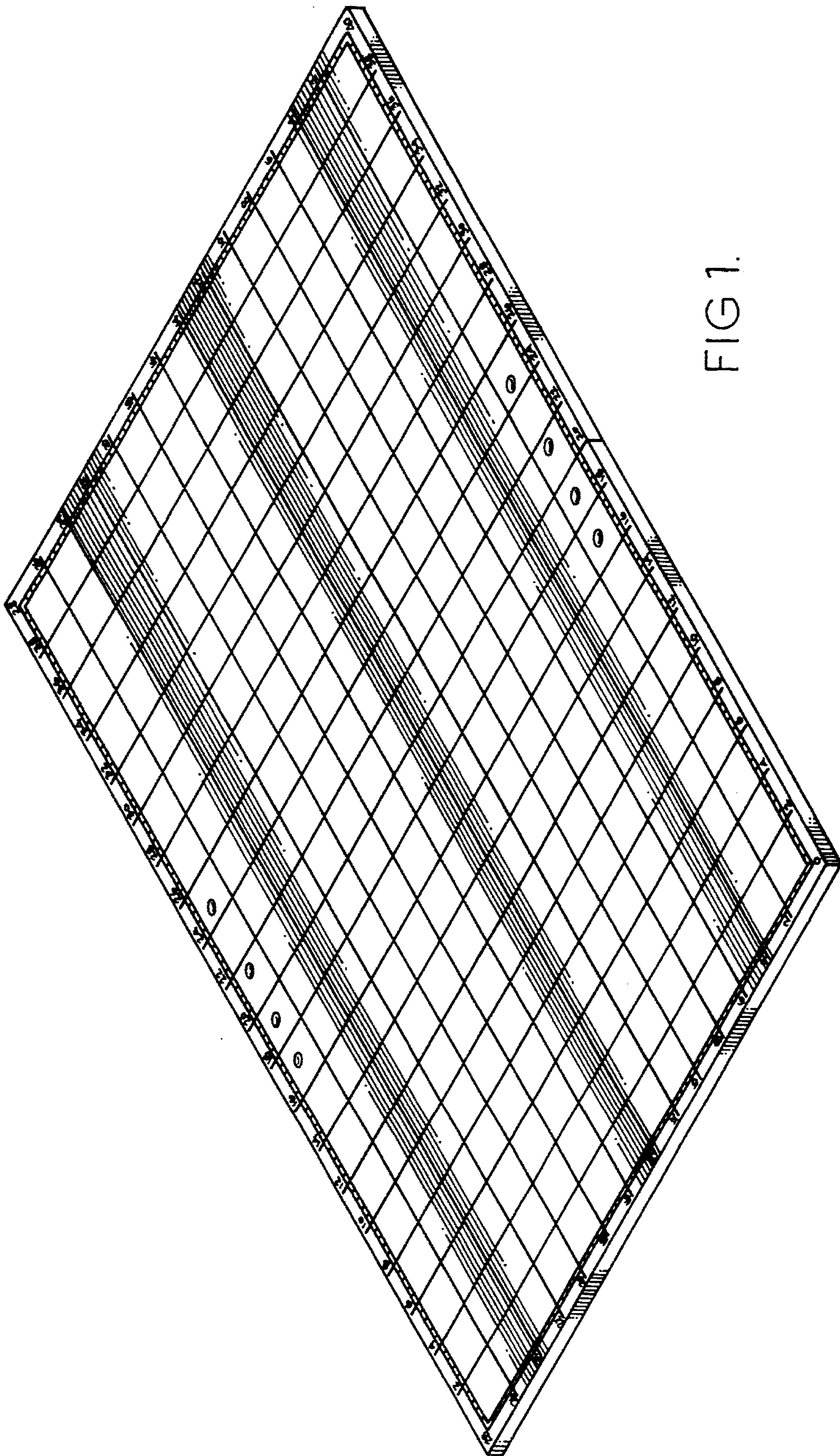


FIG 1.

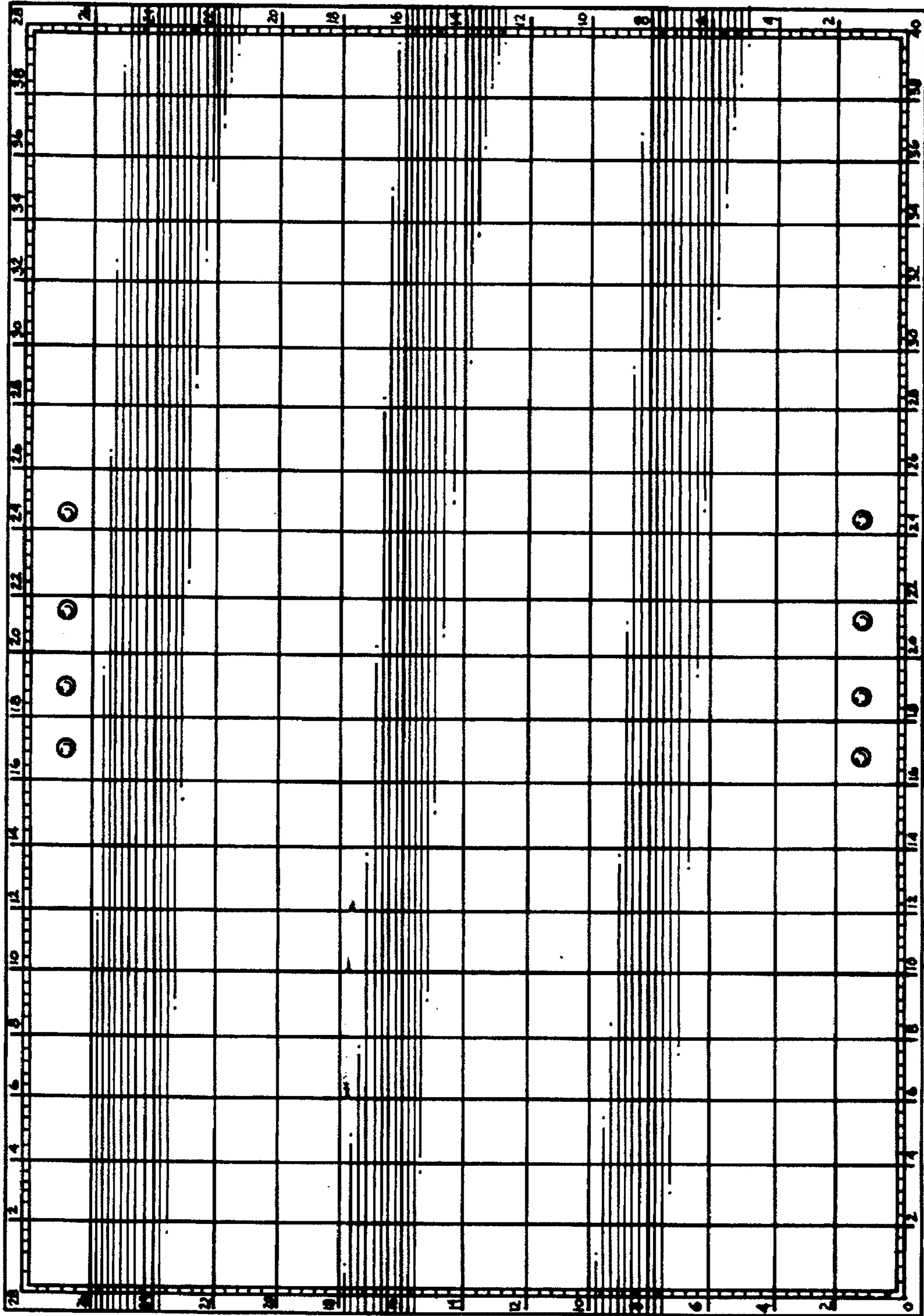


FIG. 2.

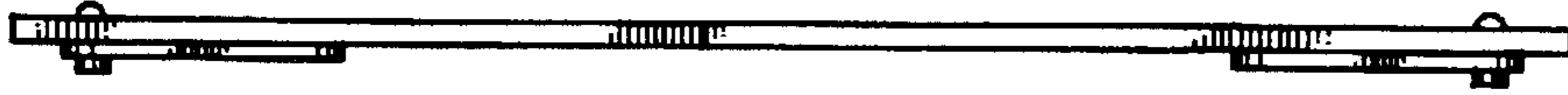


FIG. 3.

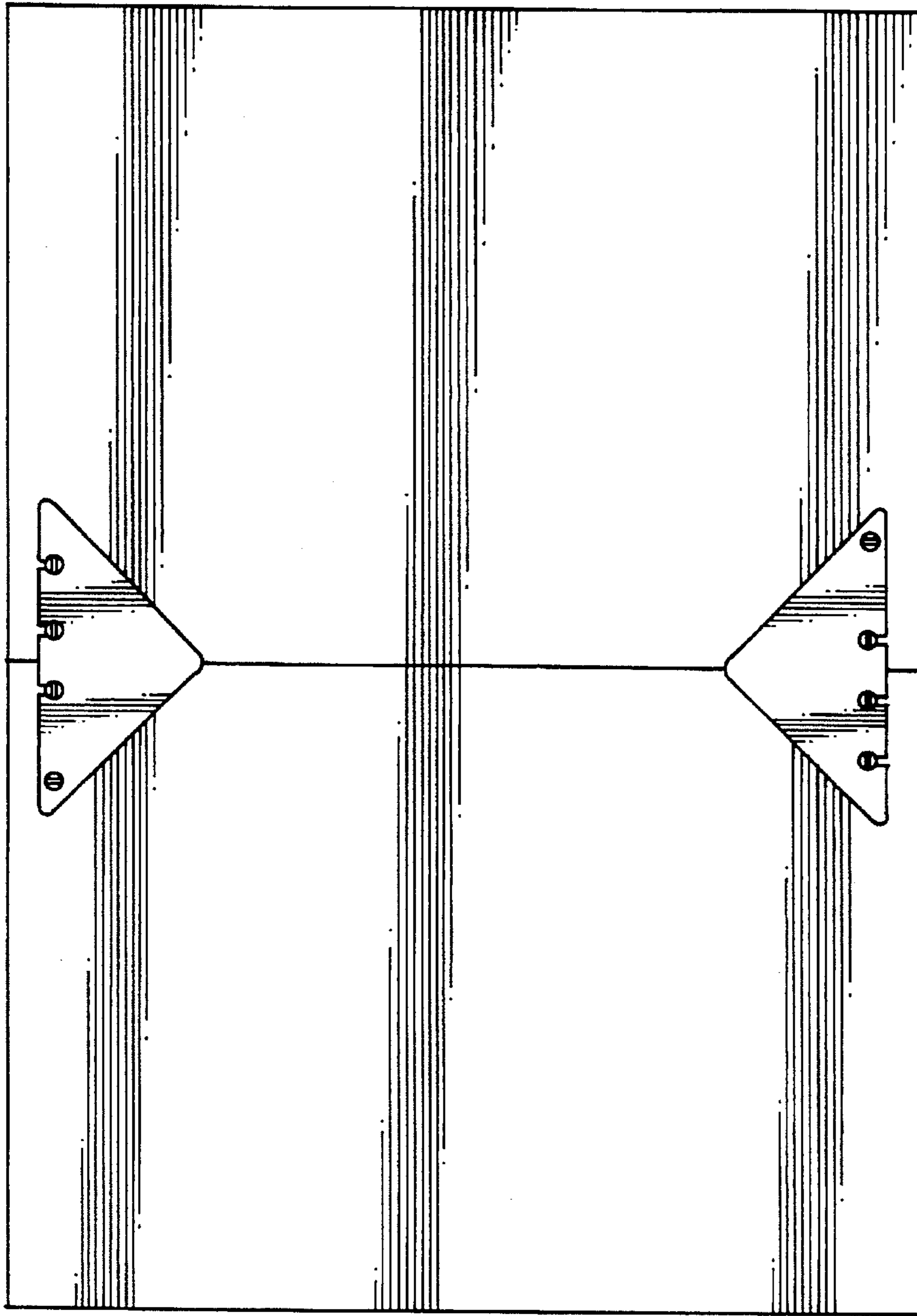


FIG. 5.



FIG. 4.