



US00D379377S

# United States Patent [19] Rath

[11] Patent Number: **Des. 379,377**  
[45] Date of Patent: **\*\*May 20, 1997**

[54] **POST WITH A SIGN**  
[75] Inventor: **Klaus P. Rath**, Vejle, Denmark  
[73] Assignee: **A/S Modulex**, Billund, Denmark  
[\*\*] Term: **14 Years**

D. 330,919	11/1992	Von Canal	.....	D20/10
D. 334,215	3/1993	Rowlands	.....	D20/21
1,713,082	5/1929	Hoffman	.....	40/603
2,160,456	5/1939	Evans et al.	.....	40/603
2,485,830	10/1949	Hutt	.....	40/584
4,496,127	1/1985	Nelson	.....	40/745 X
4,854,063	8/1989	Brunell	.....	40/607
5,222,315	6/1993	Lovison	.....	40/765

[21] Appl. No.: **44,154**  
[22] Filed: **Sep. 19, 1995**  
[30] **Foreign Application Priority Data**

*Primary Examiner*—Susan J. Lucas  
*Assistant Examiner*—Jennifer A. Register  
*Attorney, Agent, or Firm*—Kane, Dalsimer, Sullivan, Kurucz, Levy, Eisele and Richard, LLP

Mar. 31, 1995 [DK] Denmark ..... MA 287 1995  
[51] **LOC (6) Cl.** ..... **20-02**  
[52] **U.S. Cl.** ..... **D20/41**  
[58] **Field of Search** ..... D20/21, 10, 40,  
D20/41, 42, 43, 99; 40/765, 745, 603, 604,  
607, 584; D6/300, 312, 314, 310; 348/836,  
744

### [57] CLAIM

The ornamental design for a post with a sign, as shown and described.

### [56] References Cited

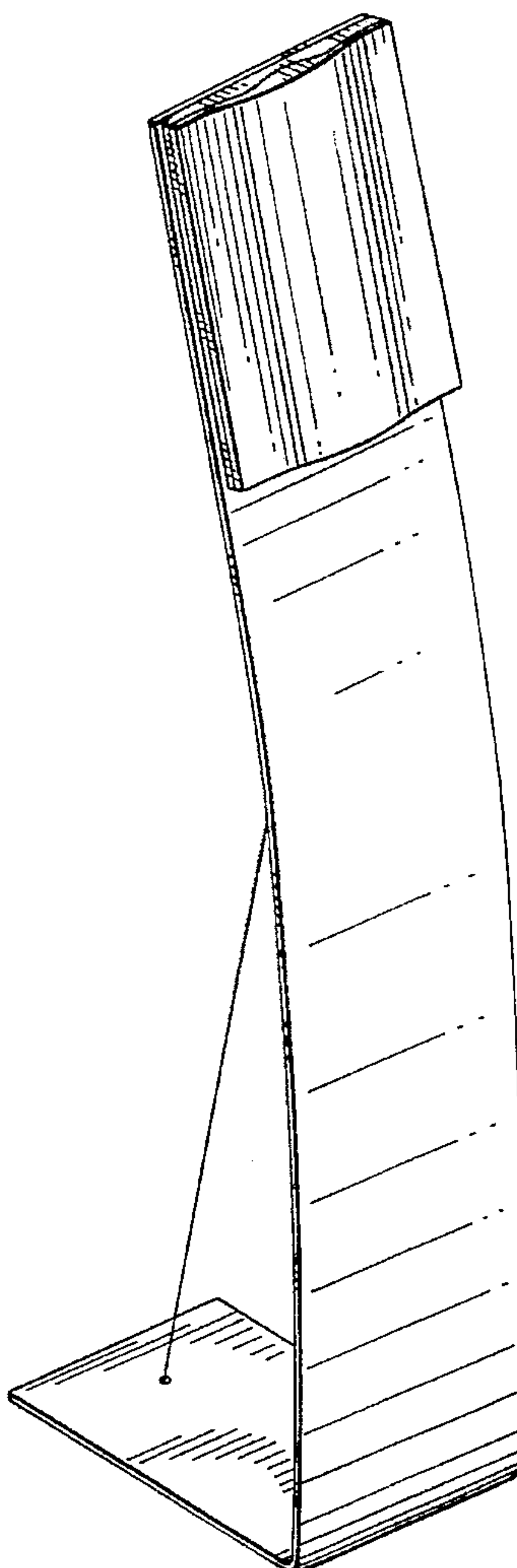
### DESCRIPTION

FIG. 1 is a top perspective view of the post with a sign showing my new design;  
FIG. 2 is a side elevational view thereof;  
FIG. 3 is a front elevational view thereof;  
FIG. 4 is a rear elevational view thereof; and,  
FIG. 5 is a top plan view thereof.

#### U.S. PATENT DOCUMENTS

D. 202,325	9/1965	Foster et al.	.....	D20/10
D. 310,389	9/1990	Trewarn	.....	D20/21 X
D. 322,096	12/1991	Adams	.....	D20/21

**1 Claim, 2 Drawing Sheets**



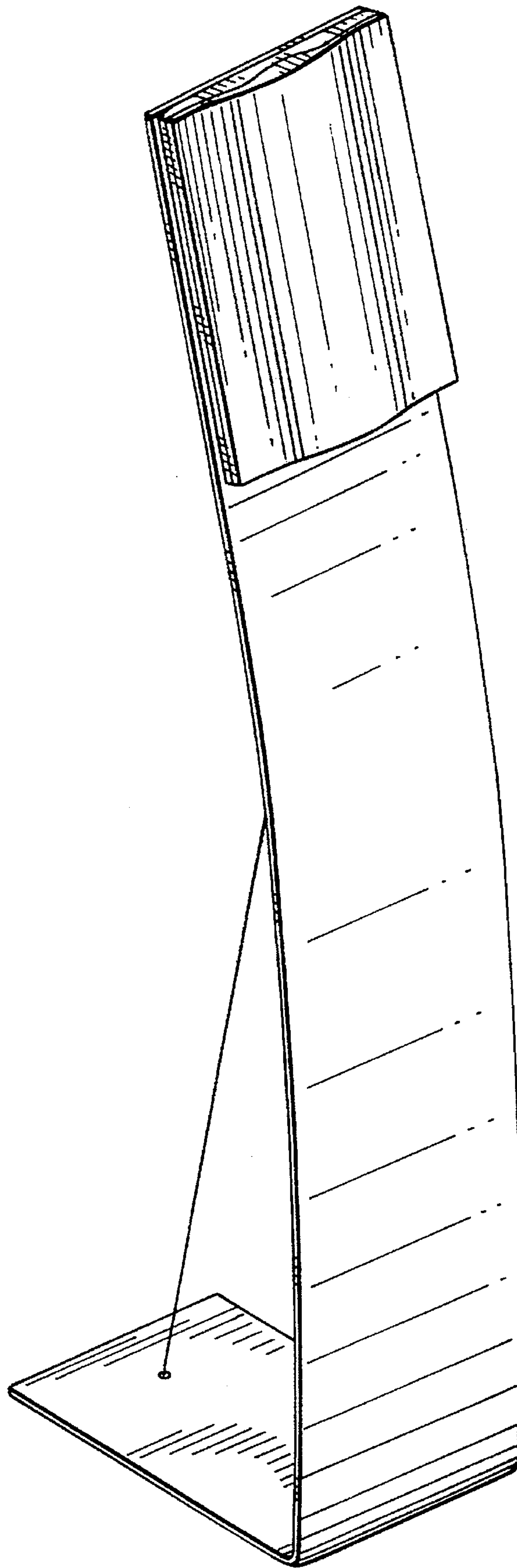


FIG. 1

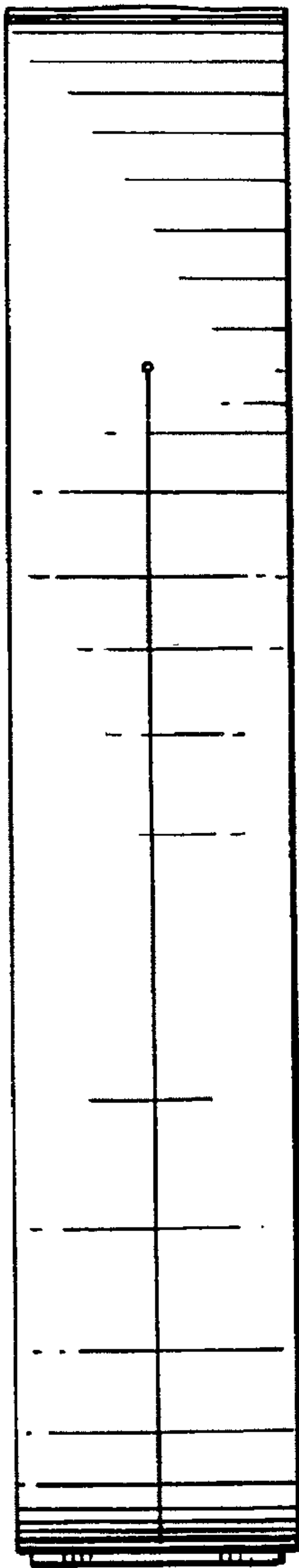


FIG. 4




FIG. 3

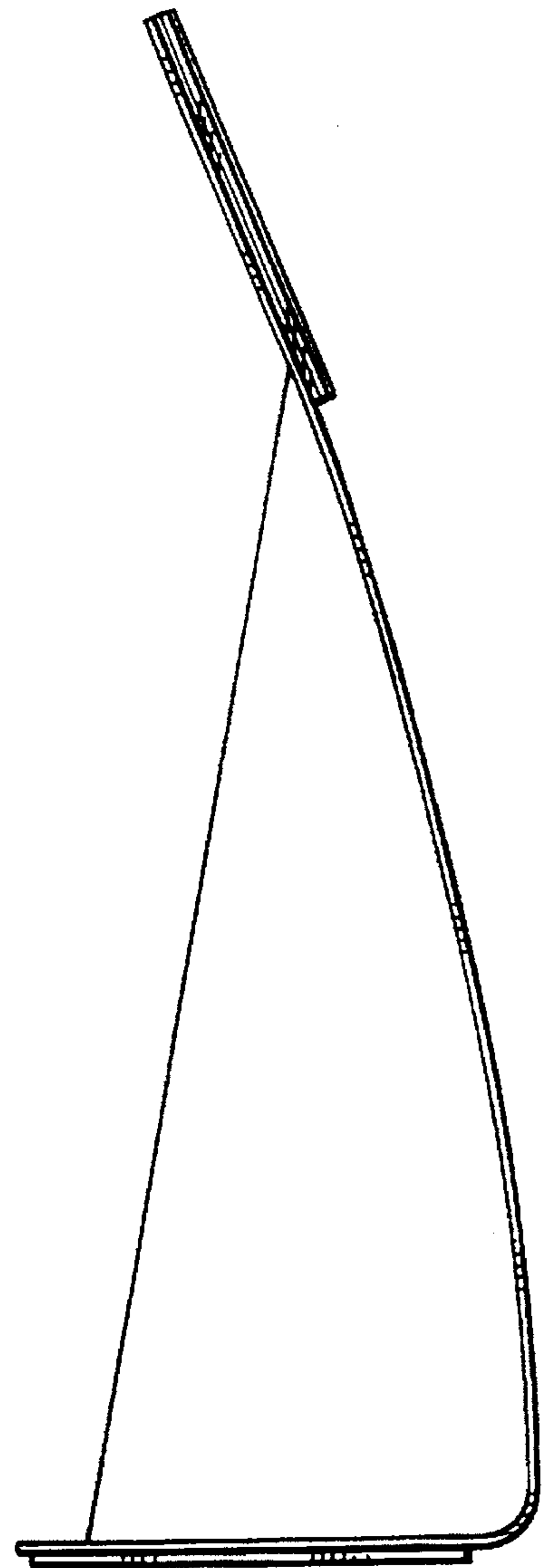


FIG. 2

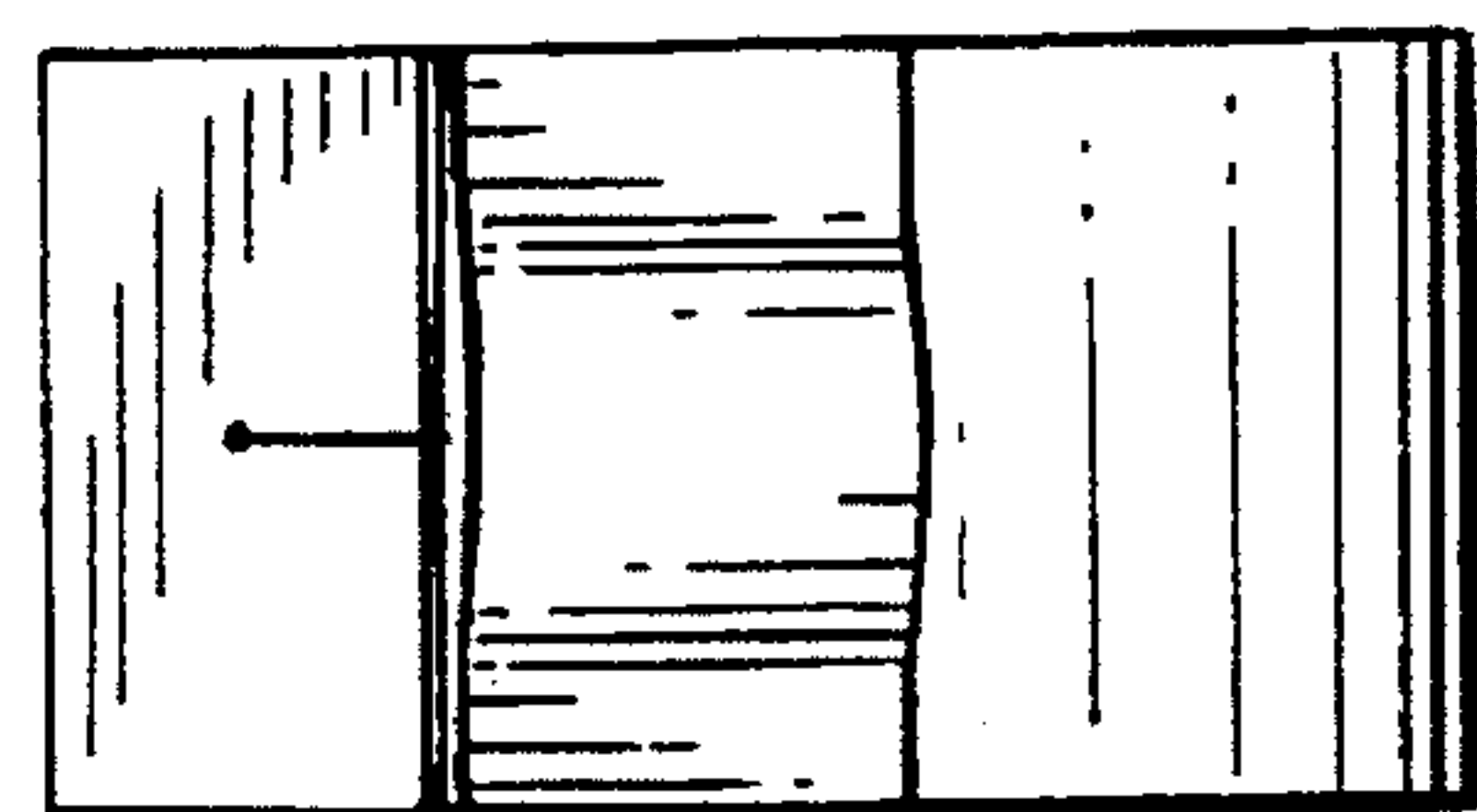


FIG. 5