



US00D379375S

**United States Patent** [19]  
**Bowman**

[11] **Patent Number: Des. 379,375**

[45] **Date of Patent: \*\*May 20, 1997**

[54] **INFORMATION KIOSK**

[75] Inventor: **Frank Bowman**, Elizabeth, Colo.

[73] Assignee: **U S West, Inc.**, Englewood, Colo.

[\*\*] Term: **14 Years**

[21] Appl. No.: **50,849**

[22] Filed: **Feb. 28, 1996**

[51] **LOC (6) Cl.** ..... **20-03**

[52] **U.S. Cl.** ..... **D20/10**

[58] **Field of Search** ..... D20/10, 17, 18,  
D20/41, 28; 348/840, 569, 836, 839; 361/724,  
728, 730; D26/68; 248/919, 923; D14/124,  
100, 129; D25/26, 16; D6/421; 40/606,  
607, 541, 577, 542, 544, 582, 564

[56] **References Cited**

**U.S. PATENT DOCUMENTS**

- D. 67,644 6/1925 Brown ..... D20/41 X
- D. 224,233 7/1972 Fujita ..... D14/124
- D. 324,701 3/1992 Capps ..... D20/10 X
- D. 339,166 9/1993 Pearson ..... D20/10
- D. 341,221 11/1993 Elazari ..... D26/68

- D. 353,404 12/1994 Fletcher et al. .... D20/10
- 4,303,946 12/1981 Berry ..... 358/840 X

*Primary Examiner*—Susan J. Lucas  
*Assistant Examiner*—Jennifer A. Register  
*Attorney, Agent, or Firm*—Judson D. Cary


[57] **CLAIM**

The ornamental design for an information kiosk, as shown and described.

**DESCRIPTION**

FIG. 1 is a perspective view of an information kiosk;  
FIG. 2 is a front elevational view of the information kiosk illustrated in FIG. 1;  
FIG. 3 is a rear elevational view of the information kiosk illustrated in FIG. 1;  
FIG. 4 is a side elevational view of the information kiosk illustrated in FIG. 1;  
FIG. 5 is a side elevational view of the information kiosk illustrated in FIG. 1, showing the opposite side of the side illustrated in FIG. 4; and,  
FIG. 6 is a top plan view of the information kiosk illustrated in FIG. 1.

**1 Claim, 6 Drawing Sheets**






FIG. 1

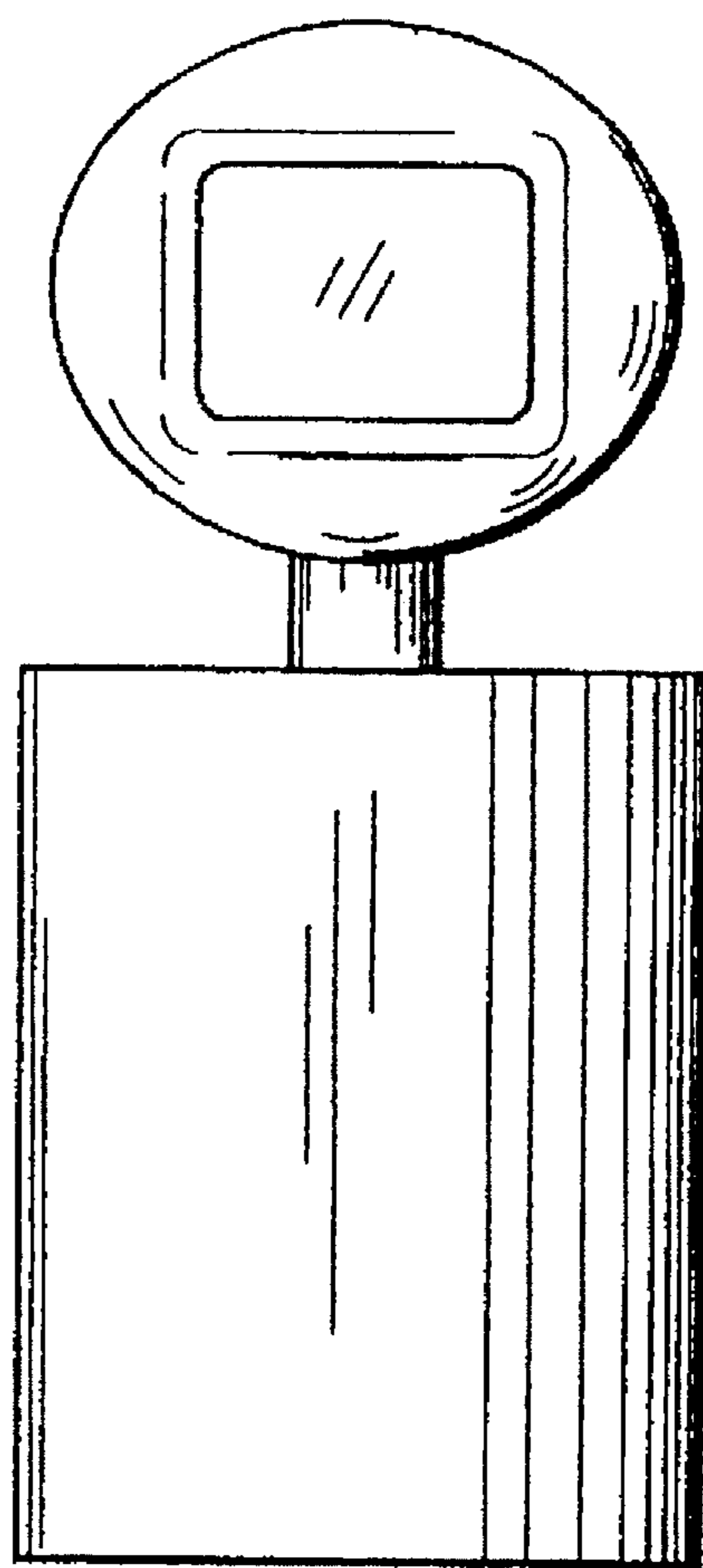


FIG. 2

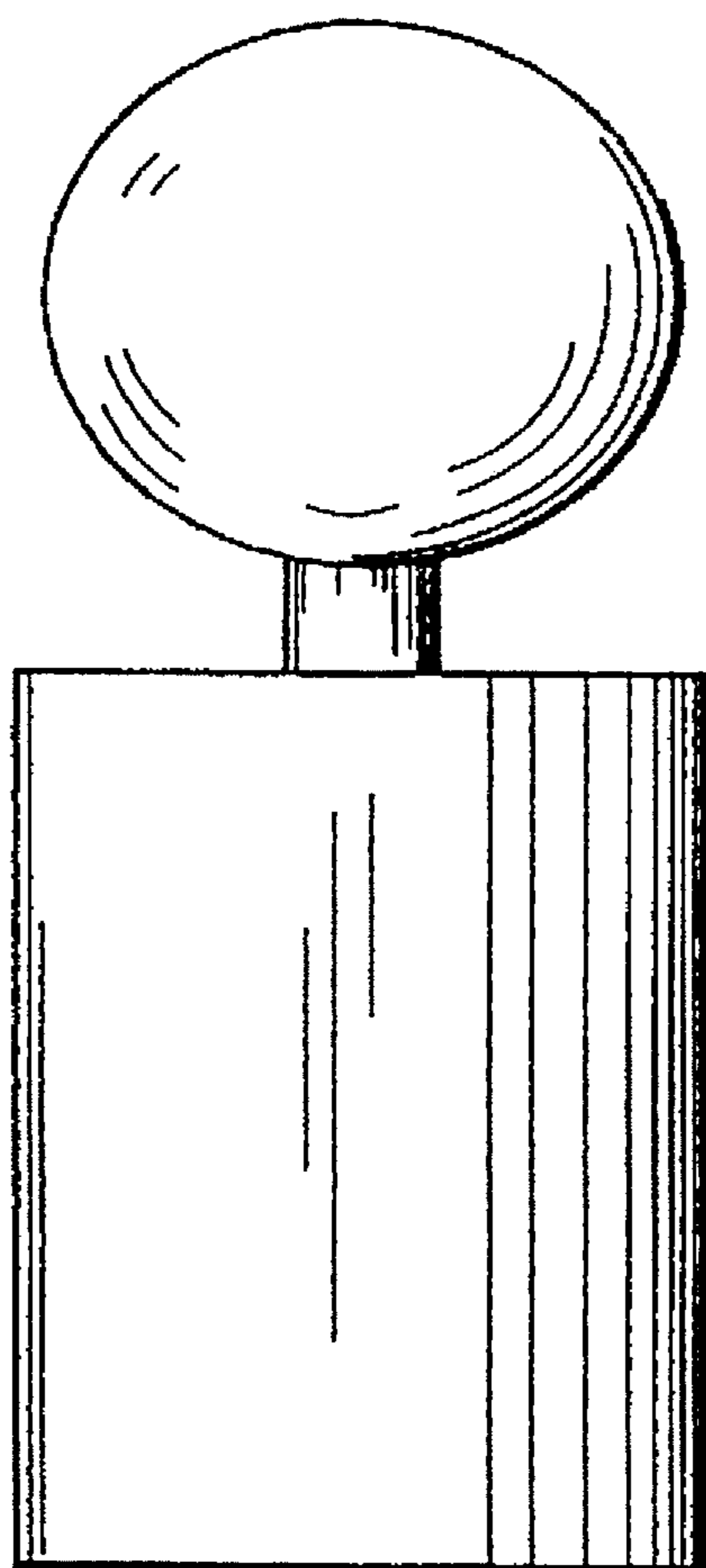


FIG. 3

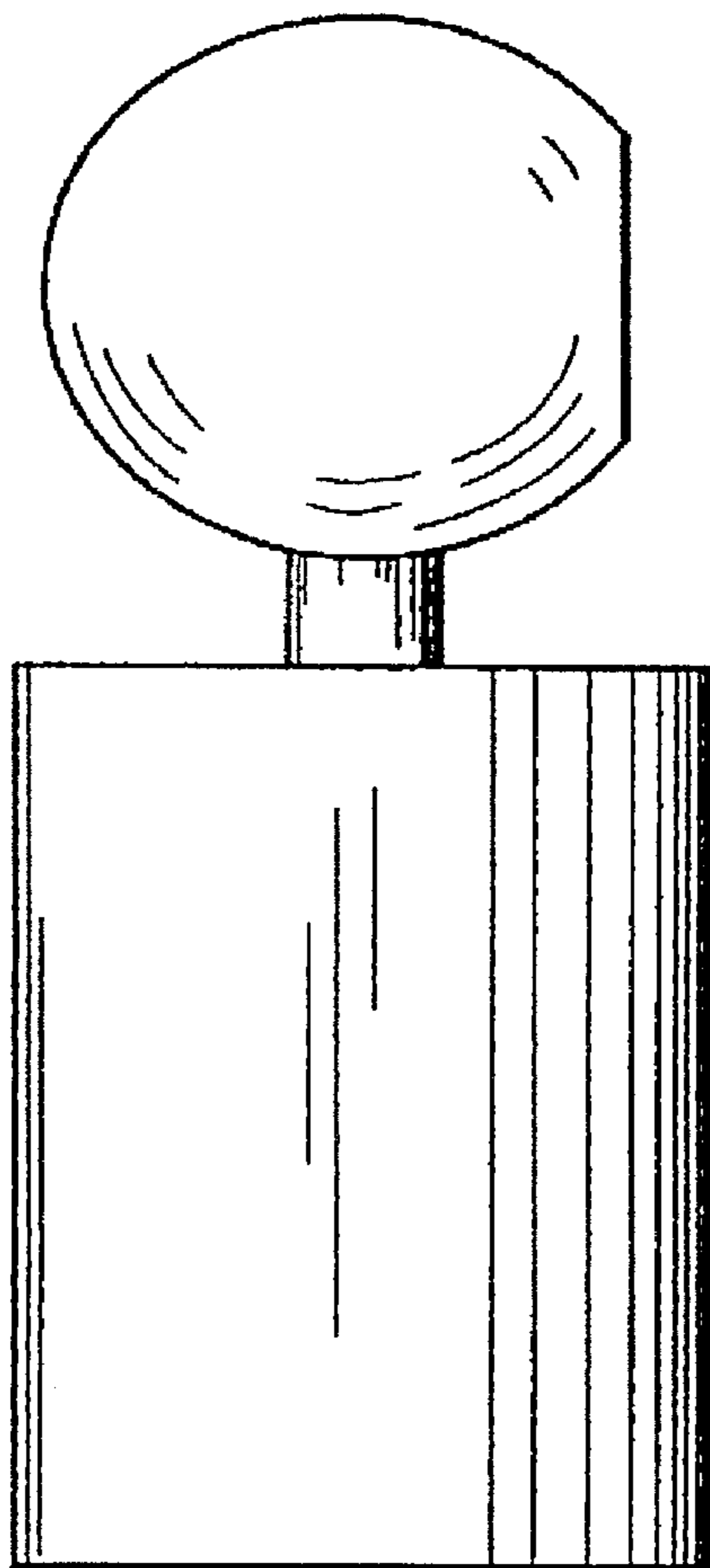


FIG. 4

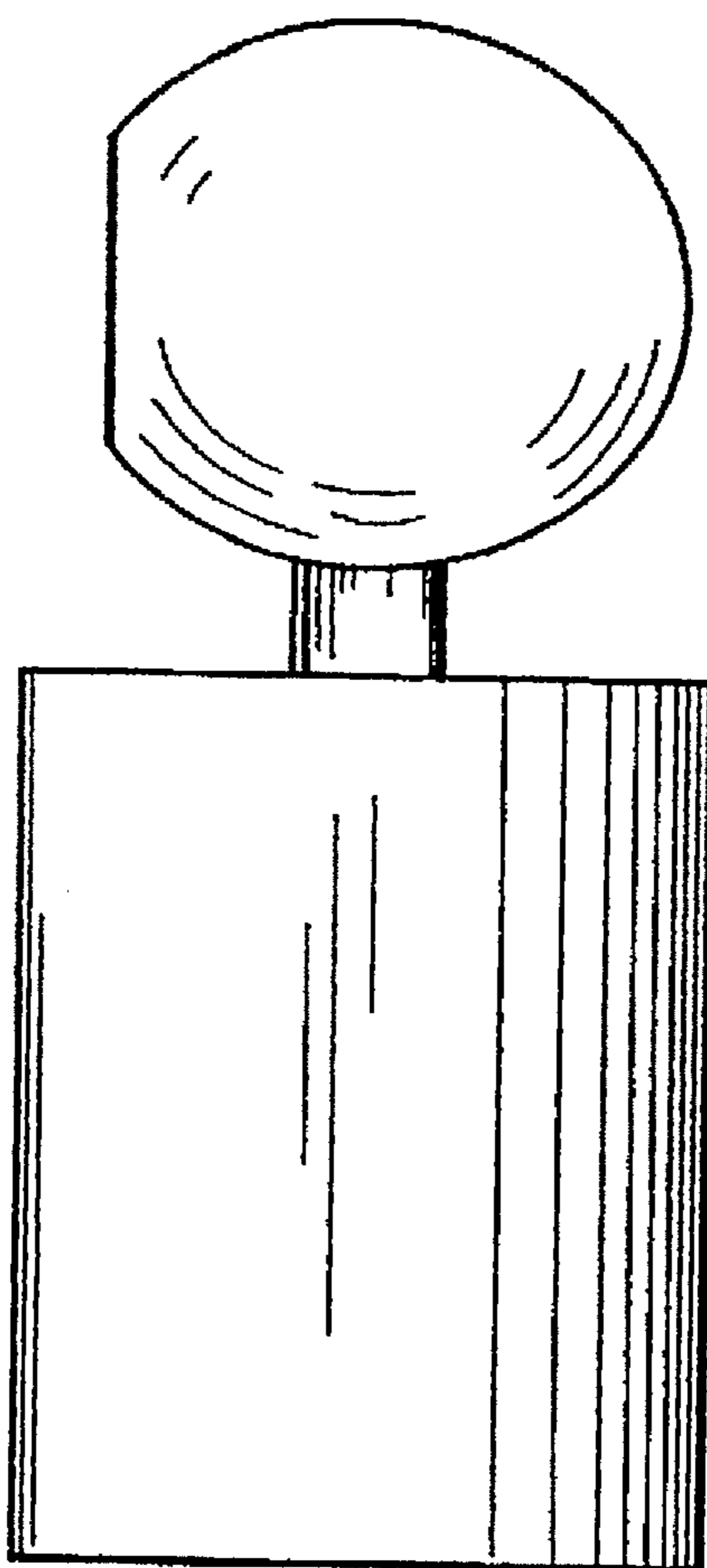
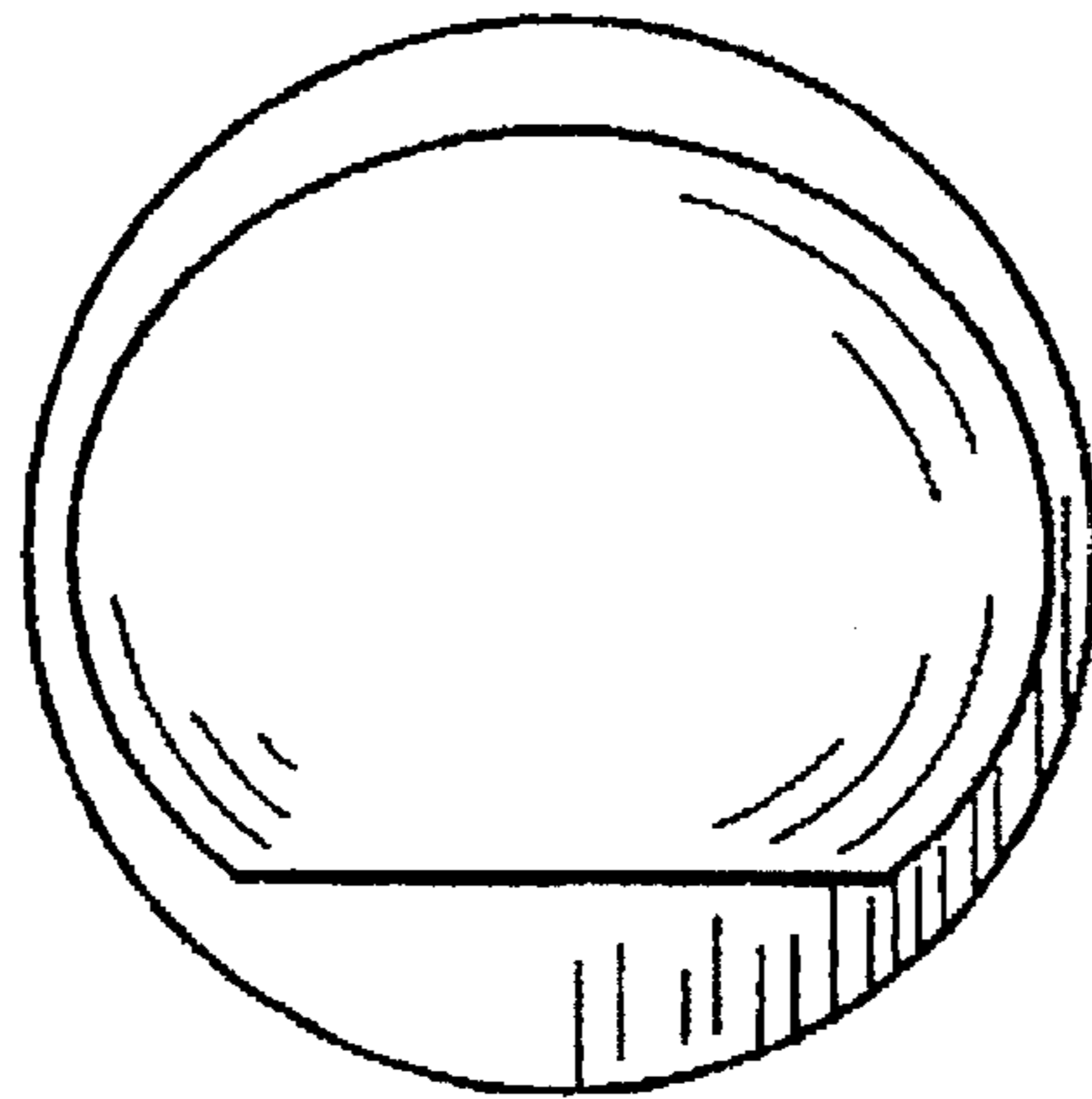


FIG. 5



**FIG. 6**