



US00D379373S

United States Patent [19]

[11] Patent Number: Des. 379,373

Logan et al.

[45] Date of Patent: **May 20, 1997

[54] COMBINED EXIT SIGN AND EMERGENCY LAMP DEVICE

[75] Inventors: **Mark C. Logan**, Doraville; **David T. Garza**, Conyers; **Andrew E. Masters**, Lawrenceville; **Edwin L. Hull**, Conyers, all of Ga.

[73] Assignee: **National Service Industries, Inc.**, Atlanta, Ga.

[**] Term: **14 Years**

[21] Appl. No.: **42,858**

[22] Filed: **Aug. 10, 1995**

[51] LOC (6) Cl. **20-03**

[52] U.S. Cl. **D20/10**

[58] Field of Search D20/10, 19, 42; 40/584, 541, 572, 553, 558, 562, 570, 606, 544, 543, 542; 362/184, 157, 812; D10/114, 109, 108

[56] References Cited

U.S. PATENT DOCUMENTS

D. 327,029	6/1992	Porter	D10/114
D. 353,785	12/1994	Morrison et al.	D10/114
1,221,277	4/1917	Bostock	40/542
1,725,206	8/1929	Petersen	40/542
4,561,203	12/1985	MacDonald, Jr. et al.	40/558 X
4,967,317	10/1990	Plumly	362/812

OTHER PUBLICATIONS

Life Safety Equipment, Sweet's General Building and Renovation, 16500/Lit Buyline 1549 Mar. 29, 1994.

Flashing fire Station Signal, Model C-105-A-BOF-2416D, Winko-Matic Signal Company, Visual Sign Jun. 1964.

Warn Products, Hub Auxiliary Lights, Parts and Applications Catalog, 1982.

Primary Examiner—Susan J. Lucas

Assistant Examiner—Jennifer A. Register

Attorney, Agent, or Firm—Kenneth E. Darnell

[57] CLAIM

The ornamental design for combined exit sign and emergency lamp device, as shown and described.

DESCRIPTION

FIG. 1 is a perspective view of a combined exit sign and emergency lamp device showing our new design;

FIG. 2 is a front elevational view thereof;

FIG. 3 is a perspective view thereof taken from a side rear of the device;

FIG. 4 is a rear elevational view thereof;

FIG. 5 is a top plan view thereof;

FIG. 6 is a bottom view thereof;

FIG. 7 is a left end elevational view thereof;

FIG. 8 is a perspective view thereof taken from beneath the device;

FIG. 9 is a front elevational view of a second embodiment thereof;

FIG. 10 is a front elevational view of a third embodiment thereof;

FIG. 11 is a front elevational view of a fourth embodiment of the invention;

FIG. 12 is a front elevational view of a fifth embodiment thereof;

FIG. 13 is a perspective view of a combined exit sign and emergency lamp device of a further embodiment; and,

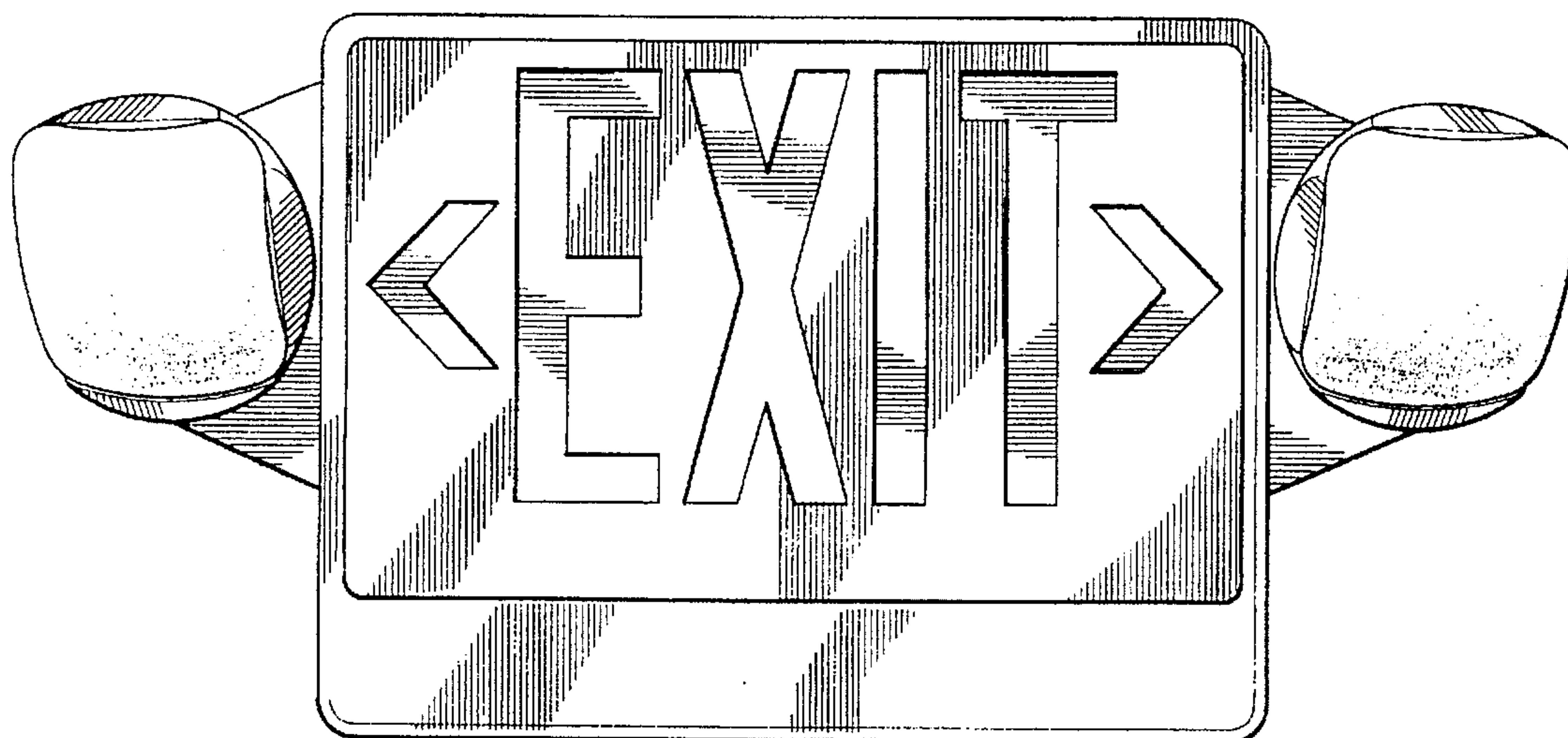
FIG. 14 is a perspective view of a combined exit sign and emergency lamp device of yet another embodiment;

FIG. 15 is a left end elevational view of the embodiment of FIG. 13; and,

FIG. 16 is a left end elevational view of the embodiment of FIG. 14.

Embodiments shown in FIGS. 1-12 of the combined exit sign and emergency lamp device differ only in the locations of the lights.

1 Claim, 8 Drawing Sheets



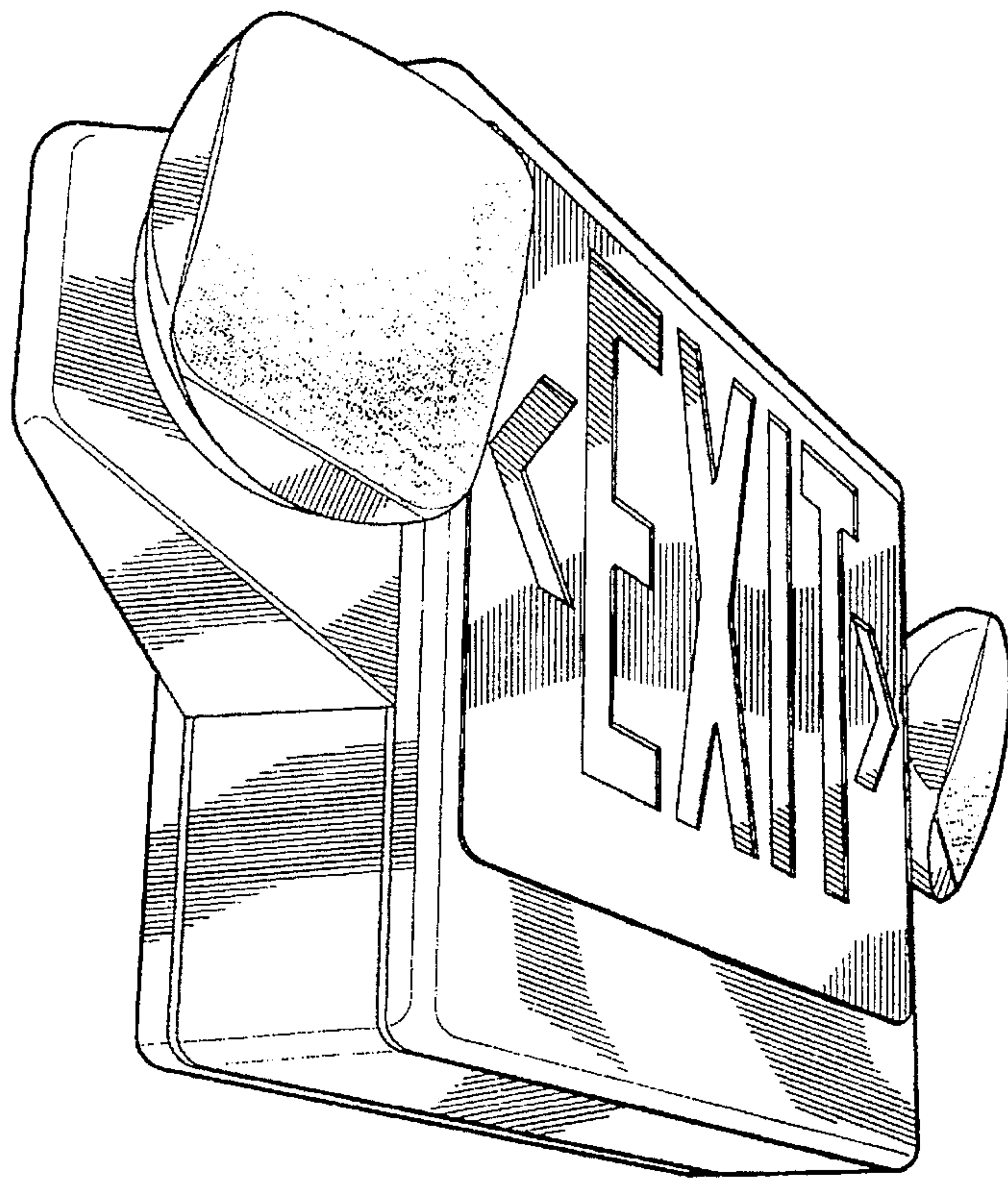


Fig. 1




Fig. 2




Fig. 3




Fig. 4

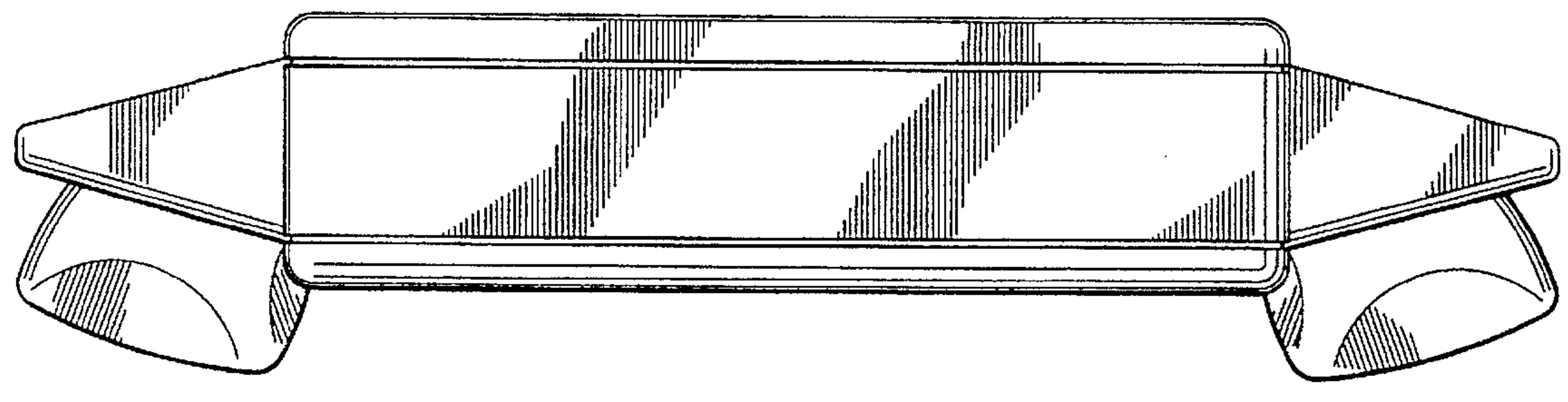


Fig. 5

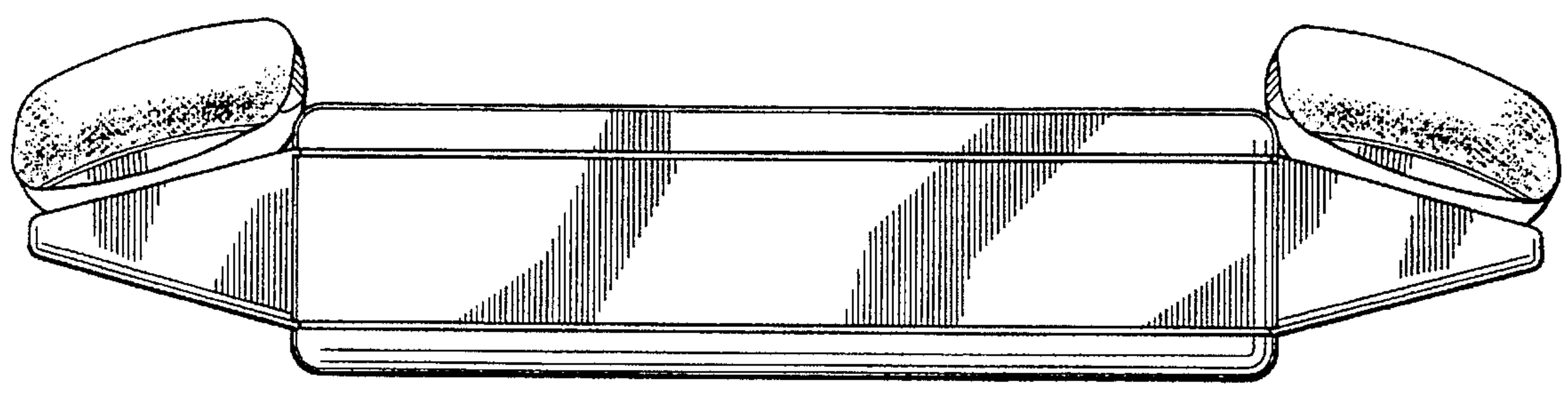


Fig. 6

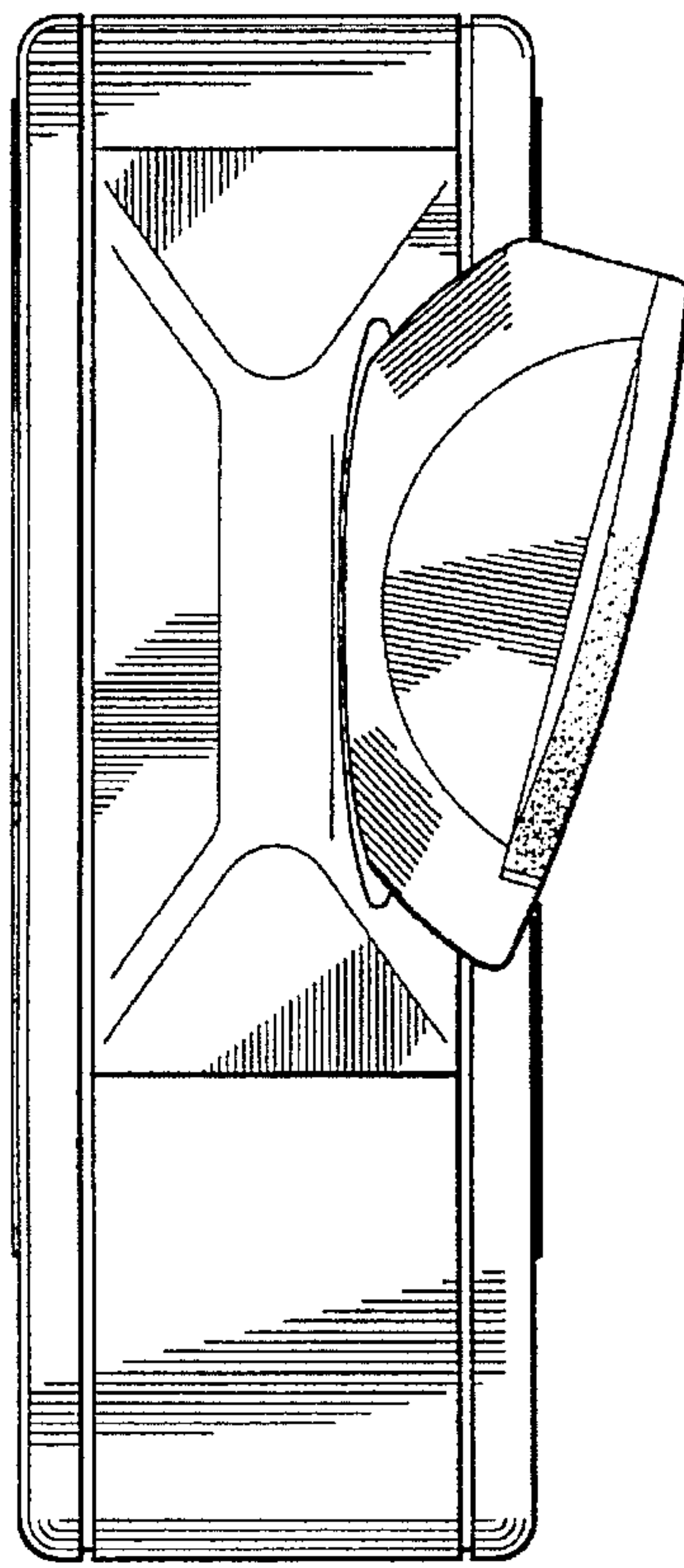


Fig. 7




Fig. 8




Fig. 9




Fig. 10




Fig. 11




Fig. 12




Fig. 13




Fig. 14

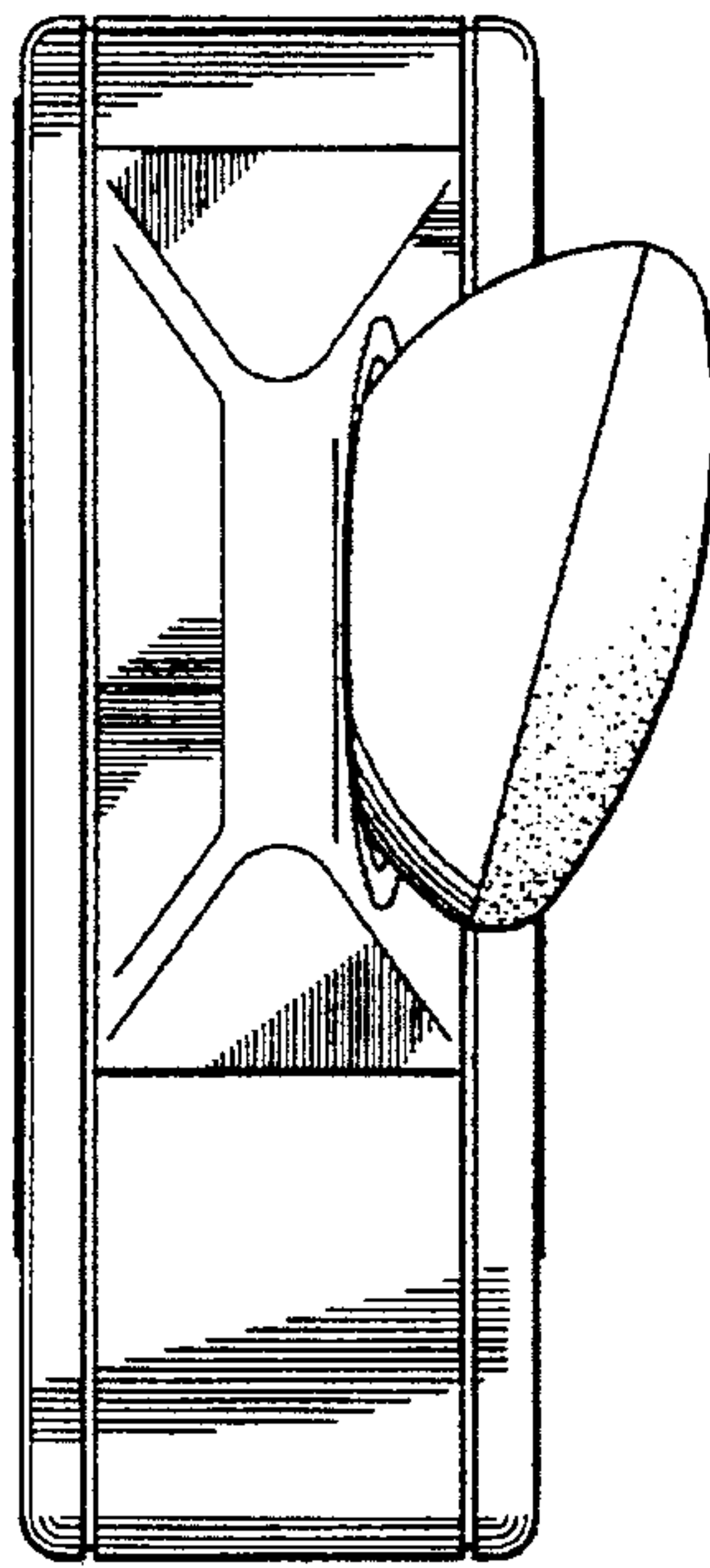


Fig. 15

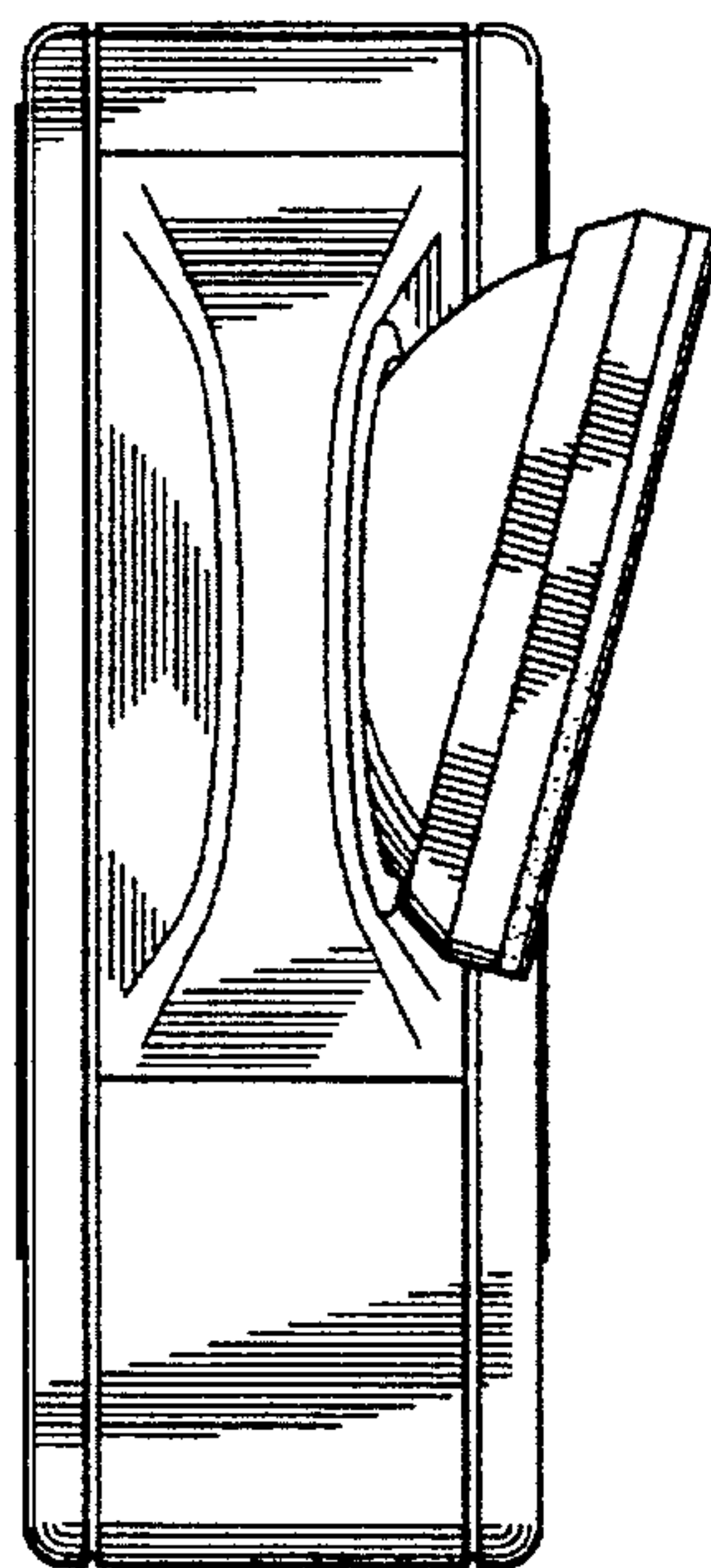


Fig. 16