



US00D379372S

**United States Patent** [19]  
**Young**

[11] **Patent Number:** **Des. 379,372**  
[45] **Date of Patent:** **\*\*May 20, 1997**

[54] **WRITING INSTRUMENT**

[76] **Inventor:** **Brian Q. Young**, P.O. Box 862469  
Terminal Annex, Los Angeles, Calif.  
90086-2469

[\*\*] **Term:** **14 Years**

[21] **Appl. No.:** **26,108**

[22] **Filed:** **Jul. 18, 1994**

[51] **LOC (6) Cl.** ..... **19-06**

[52] **U.S. Cl.** ..... **D19/49; D19/43; D19/50;**  
**D19/57**

[58] **Field of Search** ..... **D19/35, 36, 41-51,**  
**D19/53-58, 81-85; 401/99, 100, 202, 209,**  
**243-247**

[56] **References Cited**

**U.S. PATENT DOCUMENTS**

D. 155,285 9/1949 Green et al. .... D19/46

D. 206,735 1/1967 Levy ..... D19/57  
D. 209,993 1/1968 Horie ..... D19/57 X  
D. 284,676 7/1986 Malm ..... D19/51  
D. 328,311 7/1992 Nitta ..... D19/49  
D. 349,513 8/1994 Vitrac ..... D19/51

*Primary Examiner*—Martie Thompson

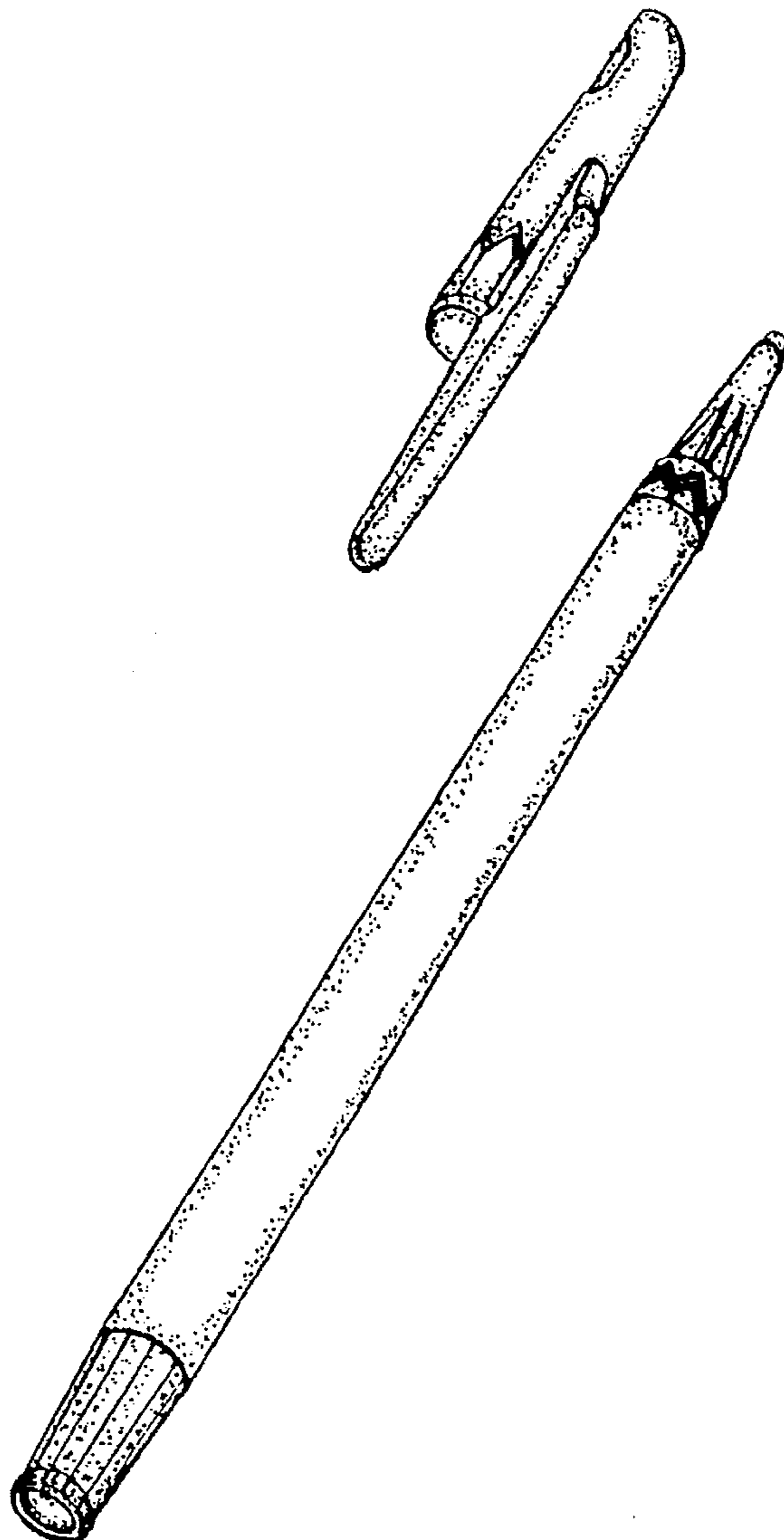
[57] **CLAIM**

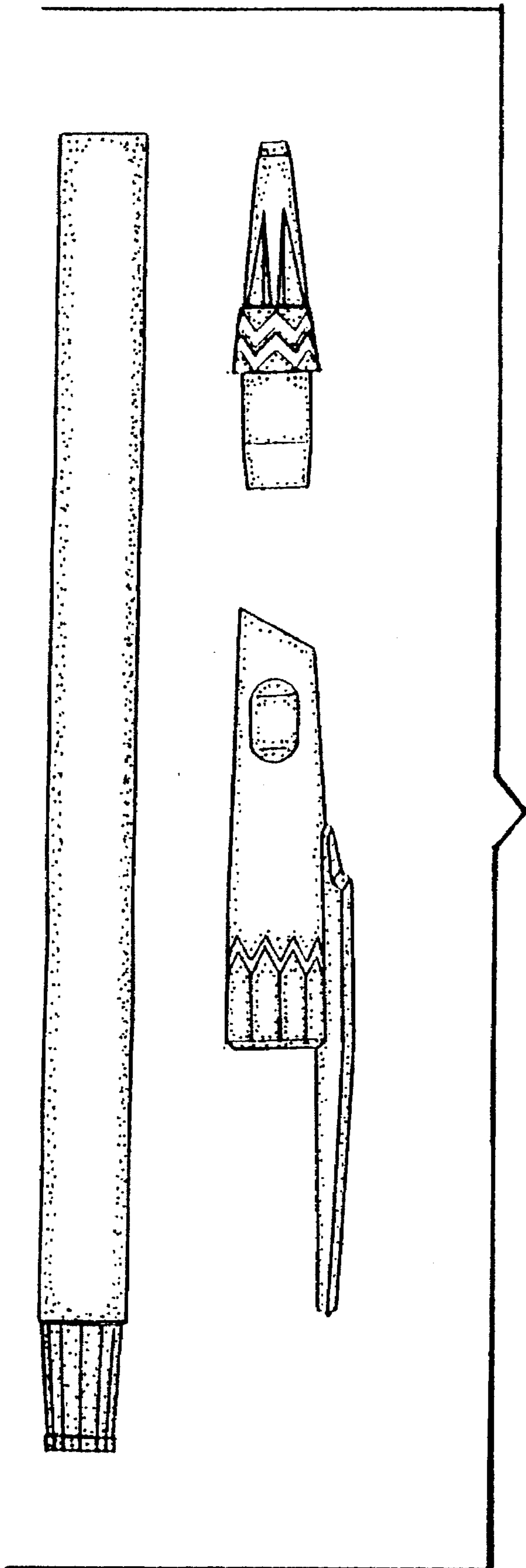
The ornamental design for a writing instrument, as shown and described.

**DESCRIPTION**

FIG. 1 is an elevational view of pen body in an exploded condition, with the cap member removed for convenience of illustration, all side being identical thereof; FIG. 2 is a perspective view of the cap member with the pen body removed for convenience of illustration; and, FIG. 3 is a perspective view of the pen body with the cap member removed for convenience of illustration.

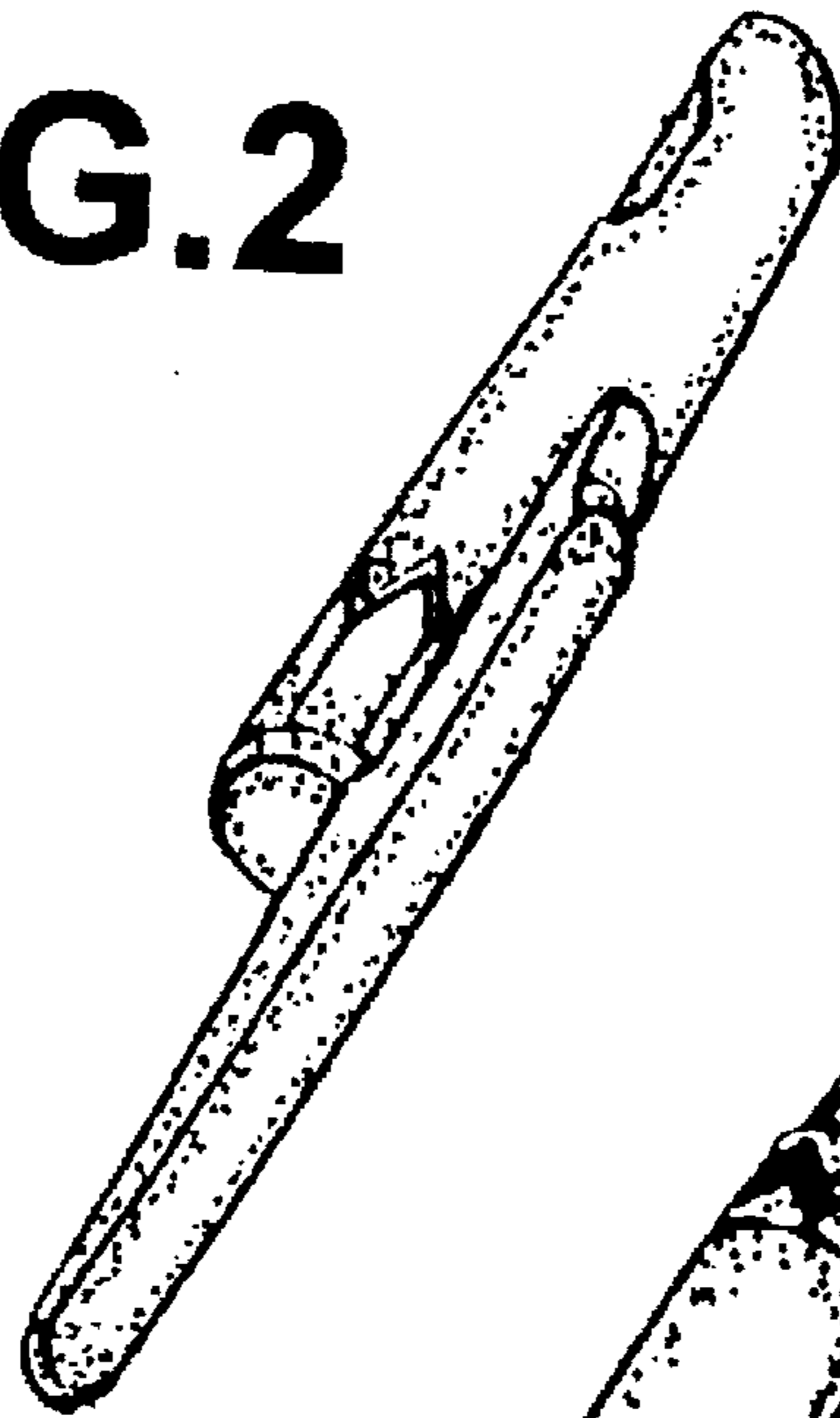
**1 Claim, 2 Drawing Sheets**





**FIG. 1**

**FIG.2**



**FIG.3**

