



US00D379371S

United States Patent [19]

[11] Patent Number: **Des. 379,371**

Nicholl et al.

[45] Date of Patent: ****May 20, 1997**

[54] **PERSPECTIVE DRAWING DEVICE**

[75] Inventors: **Danny B. Nicholl**, San Juan Capistrano;
James M. Brech, San Clemente, both
of Calif.

[73] Assignee: **Drawing Directions, Inc.**, San Juan
Capistrano, Calif.

[**] Term: **14 Years**

[21] Appl. No.: **7,095**

[22] Filed: **Apr. 14, 1993**

[51] LOC (6) Cl. **19-06**

[52] U.S. Cl. **D19/35; D19/88**

[58] Field of Search **D19/38, 36, 37-40,**
D19/52, 65, 86, 90, 91, 99, 100; 434/85,
88, 91, 89, 90, 92; 128/76.5

- 2,434,860 1/1948 Oxley .
- 2,480,918 9/1949 Goldman .
- 2,487,690 11/1949 Black et al. .
- 2,497,360 2/1950 Justice .
- 2,543,561 2/1951 Tracy D19/37 X
- 2,571,613 10/1951 Rissland .
- 2,709,304 5/1955 Negre .
- 2,796,666 6/1957 Liebowitz .
- 3,096,587 7/1963 Kenney .
- 3,476,348 11/1969 Rustad .
- 3,479,741 11/1969 Nicyper .
- 3,660,903 5/1972 Caperton .
- 3,678,589 7/1972 Baier .
- 3,809,352 5/1974 Mathias .
- 3,834,043 9/1974 Summers .
- 4,098,009 7/1978 Flynn .

(List continued on next page.)

FOREIGN PATENT DOCUMENTS

2006120 5/1979 United Kingdom .

Primary Examiner—Martie Thompson
Attorney, Agent, or Firm—Knobbe, Martens, Olson & Bear

[56] **References Cited**

U.S. PATENT DOCUMENTS

- 9,409 11/1852 Richter .
- 216,460 6/1879 Rosquist .
- 224,945 2/1880 O’Ryan .
- 229,404 6/1880 Hamilton .
- 248,725 10/1881 Emery .
- 254,178 2/1882 Van Lith .
- D. 271,501 11/1983 Manning et al. D19/91
- D. 346,908 5/1994 Harrell, Jr. D19/88 X
- 491,160 2/1893 Cross .
- 496,558 5/1893 Findlay .
- 497,317 5/1893 Gladding .
- 508,468 11/1893 Cross .
- 544,642 8/1895 Moore et al. .
- 922,610 5/1909 Mills .
- 1,041,435 10/1912 Cross .
- 1,166,445 1/1916 Cuvelier .
- 1,210,608 1/1917 Dannenfelser .
- 1,282,382 10/1918 Cross .
- 1,400,217 12/1921 Horger .
- 1,645,752 10/1927 Hansen .
- 1,661,286 3/1928 Hansen .
- 2,222,297 11/1940 Mesjian .
- 2,313,518 3/1943 Cross .
- 2,387,021 10/1945 Hendershot D19/37 X
- 2,410,447 11/1946 Juran .

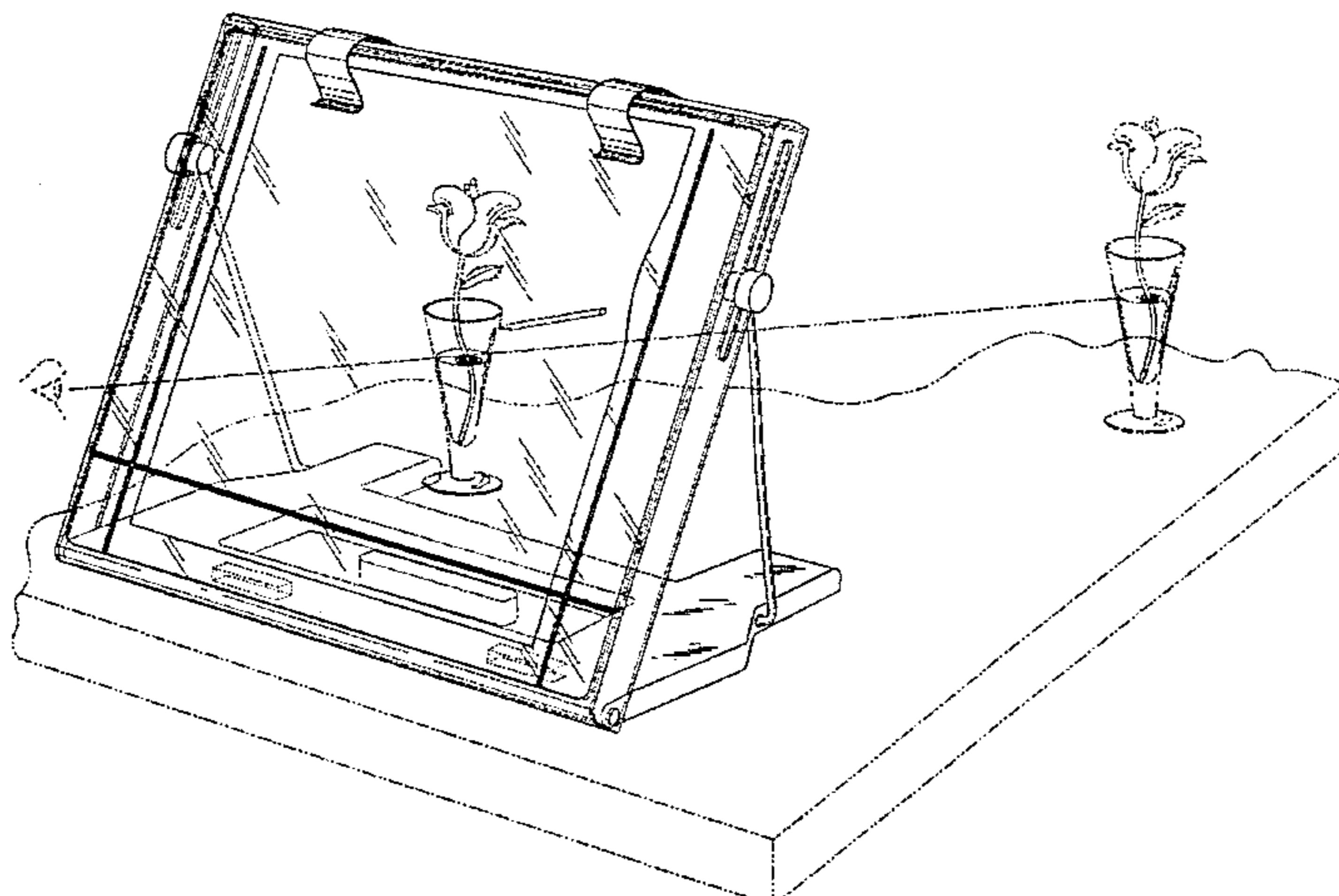
[57] **CLAIM**

The ornamental design for a perspective drawing device, as shown and described.

DESCRIPTION

FIG. 1 is a perspective view of our new perspective drawing device in an open position;
 FIG. 2 is a front elevational view thereof;
 FIG. 3 is a rear elevational view thereof;
 FIG. 4 is a top plan view thereof;
 FIG. 5 is a bottom plan view thereof;
 FIG. 6 is a right side elevational view thereof;
 FIG. 7 is a left side elevational view thereof;
 FIG. 8 is a right side elevational view of our new perspective drawing device in a closed position; and,
 FIG. 9 is a left side elevational view of the perspective drawing device in a closed position.
 The broken line disclosure in the FIG. 1 view is provided for illustrative purposes only and forms no part of the claimed design.

1 Claim, 4 Drawing Sheets



U.S. PATENT DOCUMENTS

4,226,029	10/1980	McGuire .	4,681,291	7/1987	Holladay .
4,265,624	5/1981	Krulwich 434/88	4,718,630	1/1988	Richard .
4,313,589	2/1982	Vega .	4,894,756	1/1990	Jan .
4,379,364	4/1983	Fish .	5,016,357	5/1991	Leonard .
4,457,717	7/1984	Chika .	5,100,325	3/1992	Cutler .
4,498,238	2/1985	Vaughn .	5,217,376	6/1993	Gosselin 434/91

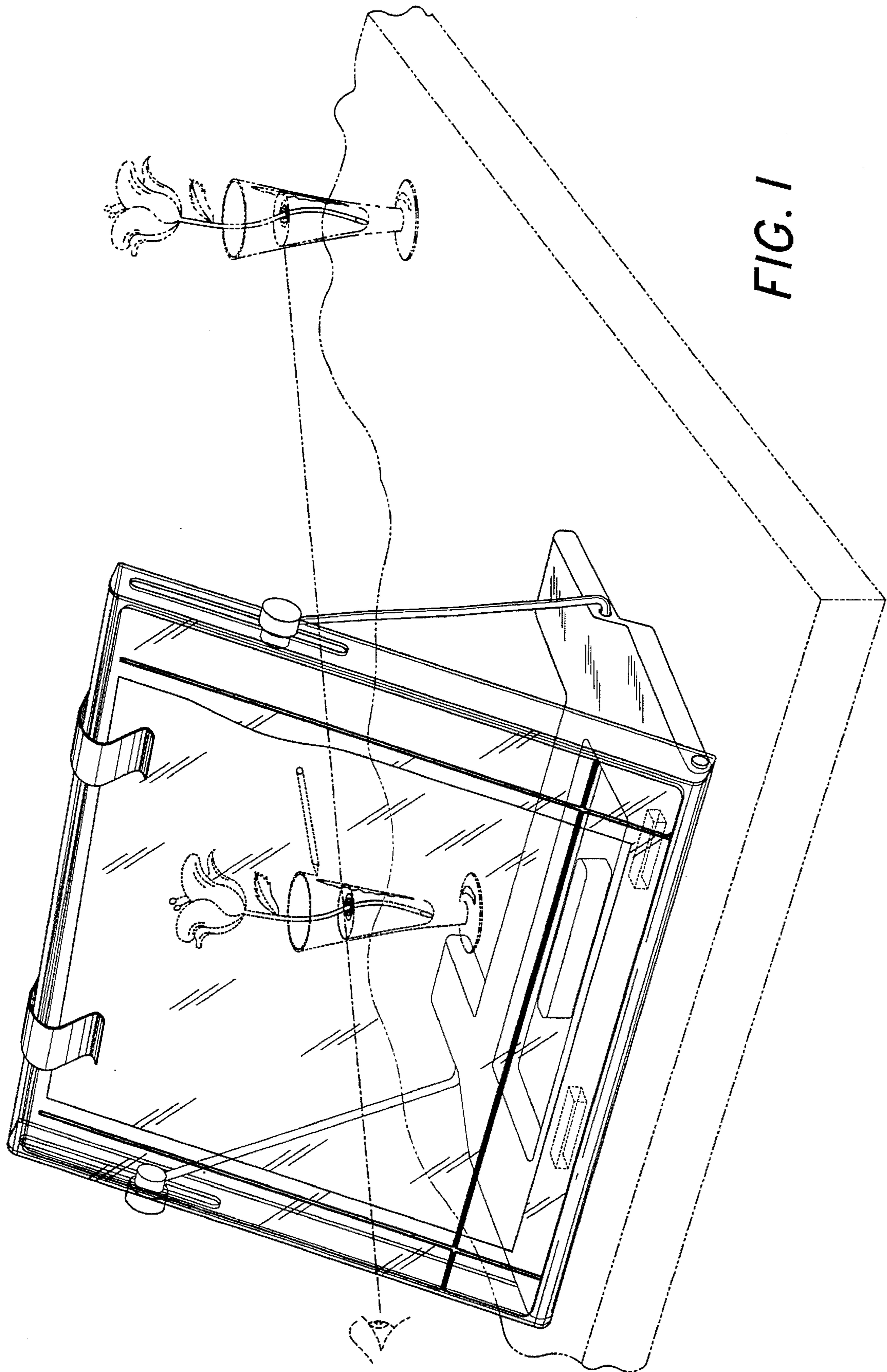


FIG. 1

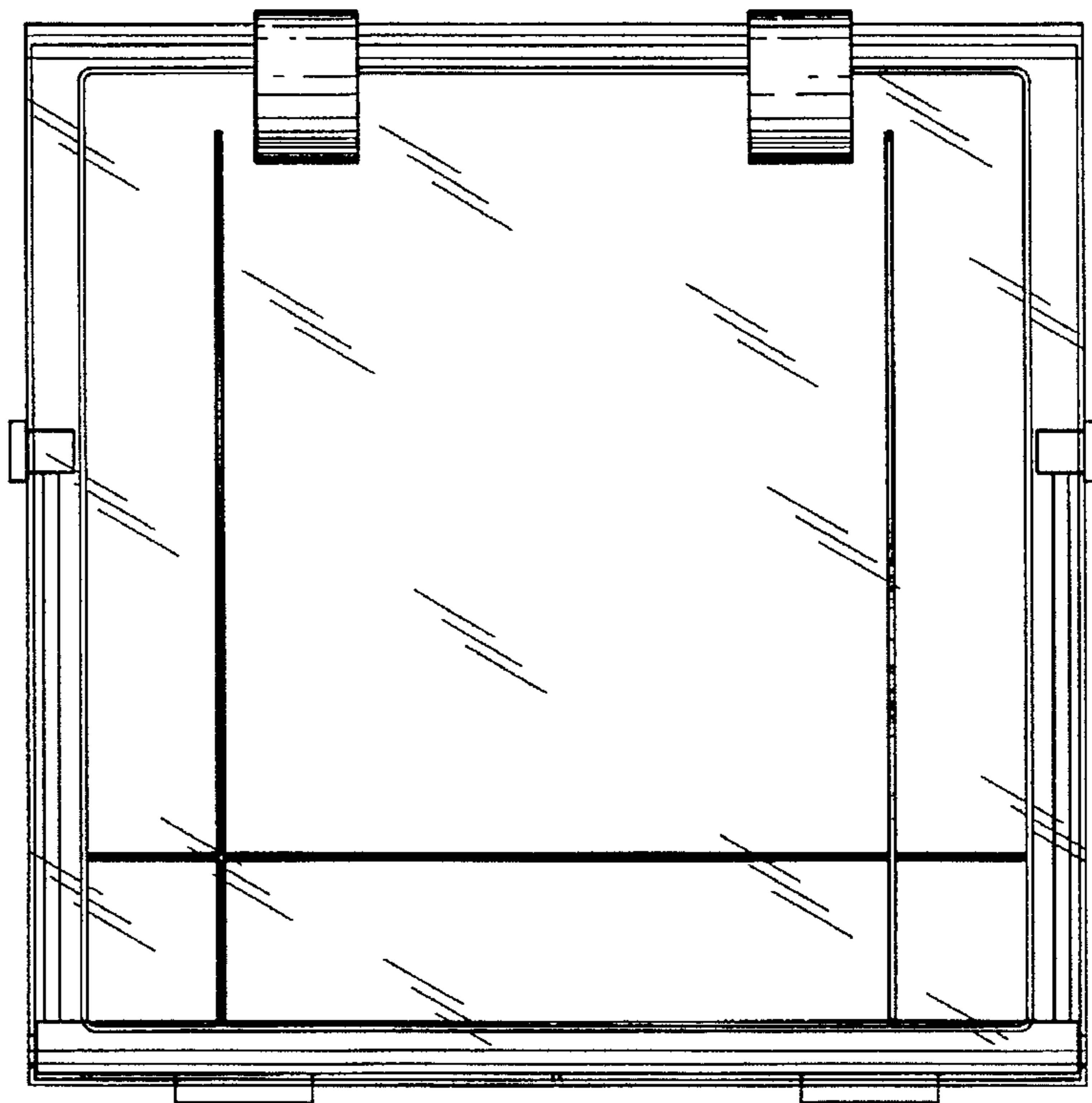


FIG. 2

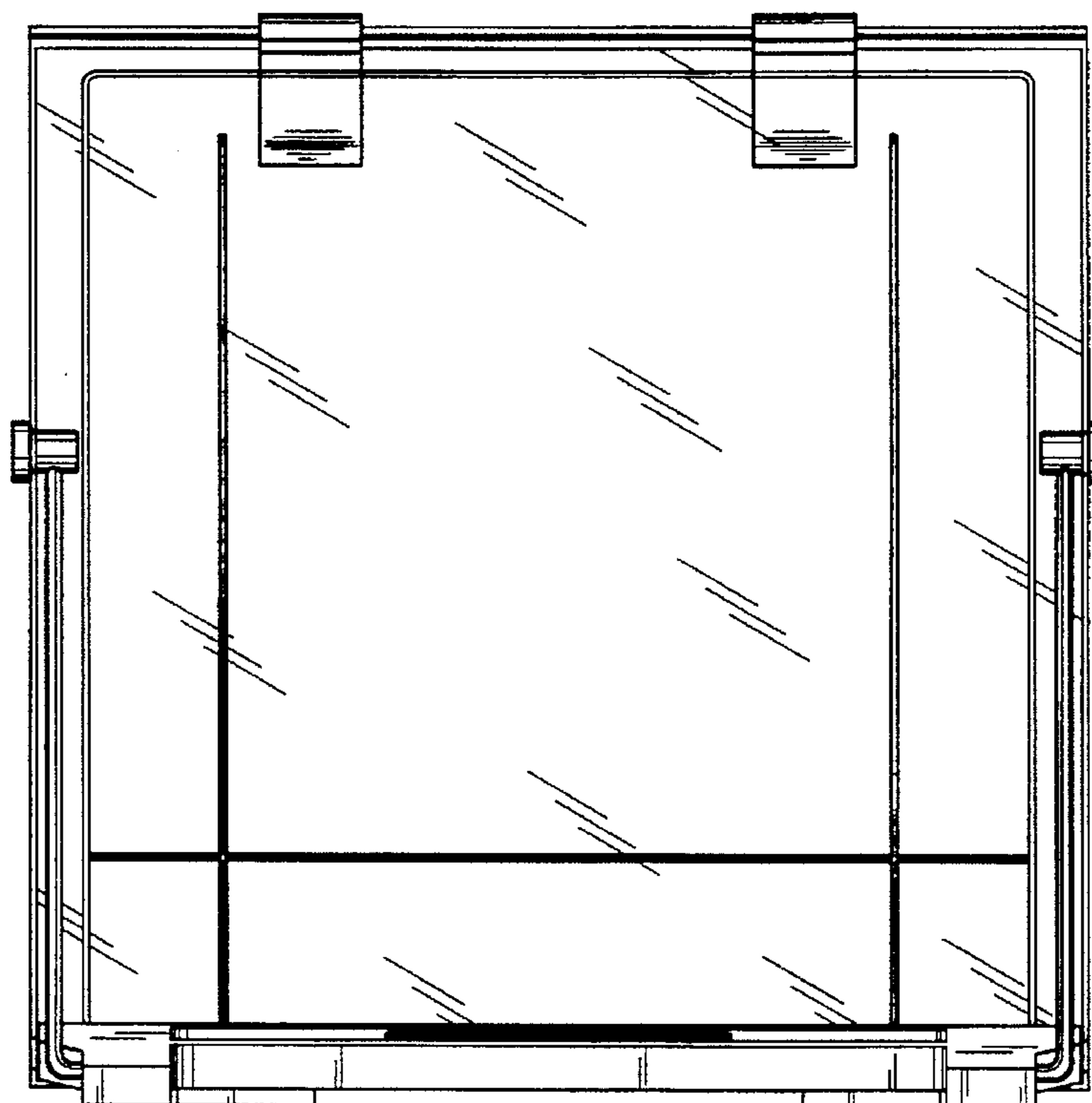


FIG. 3

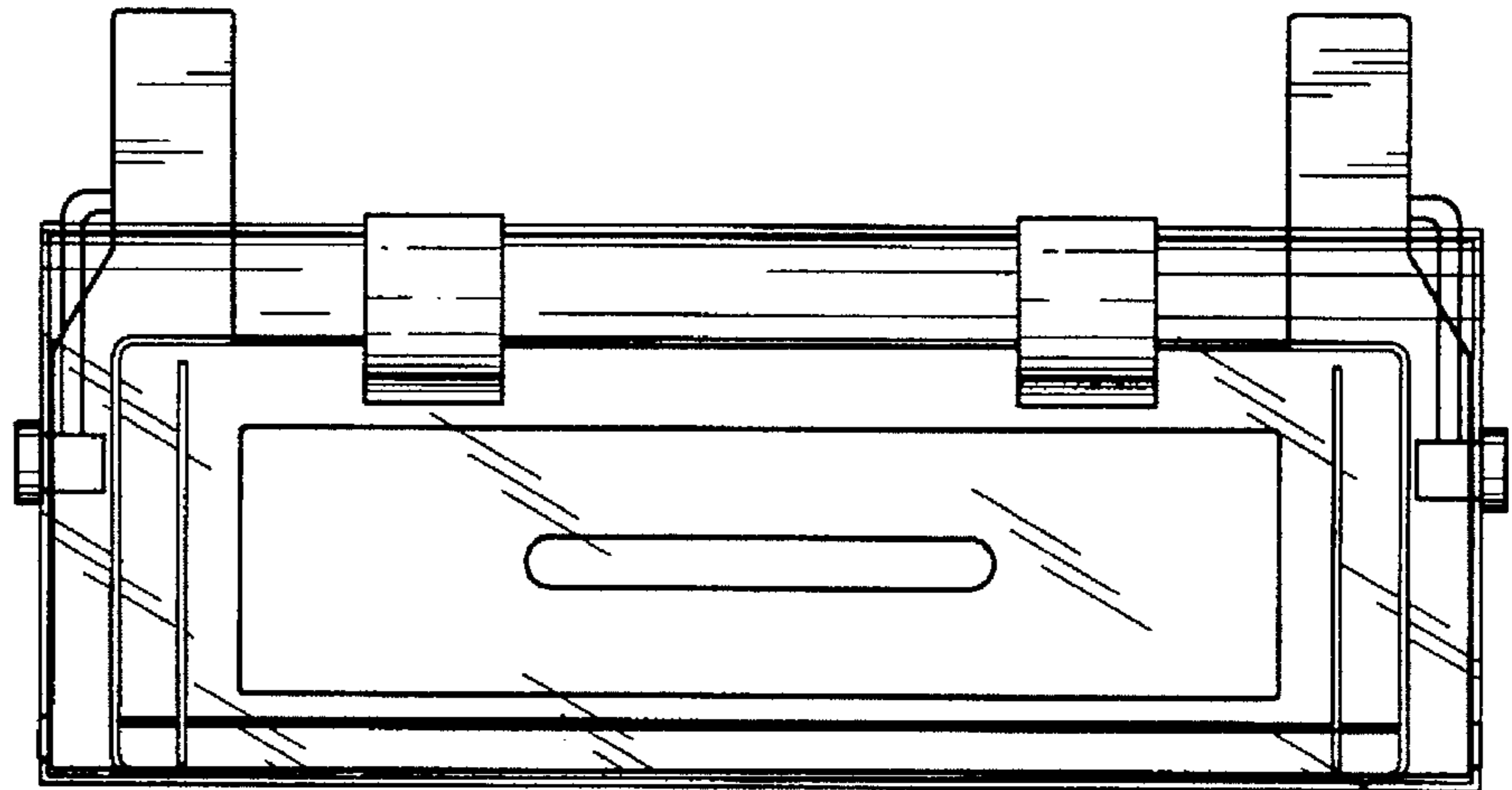


FIG. 4

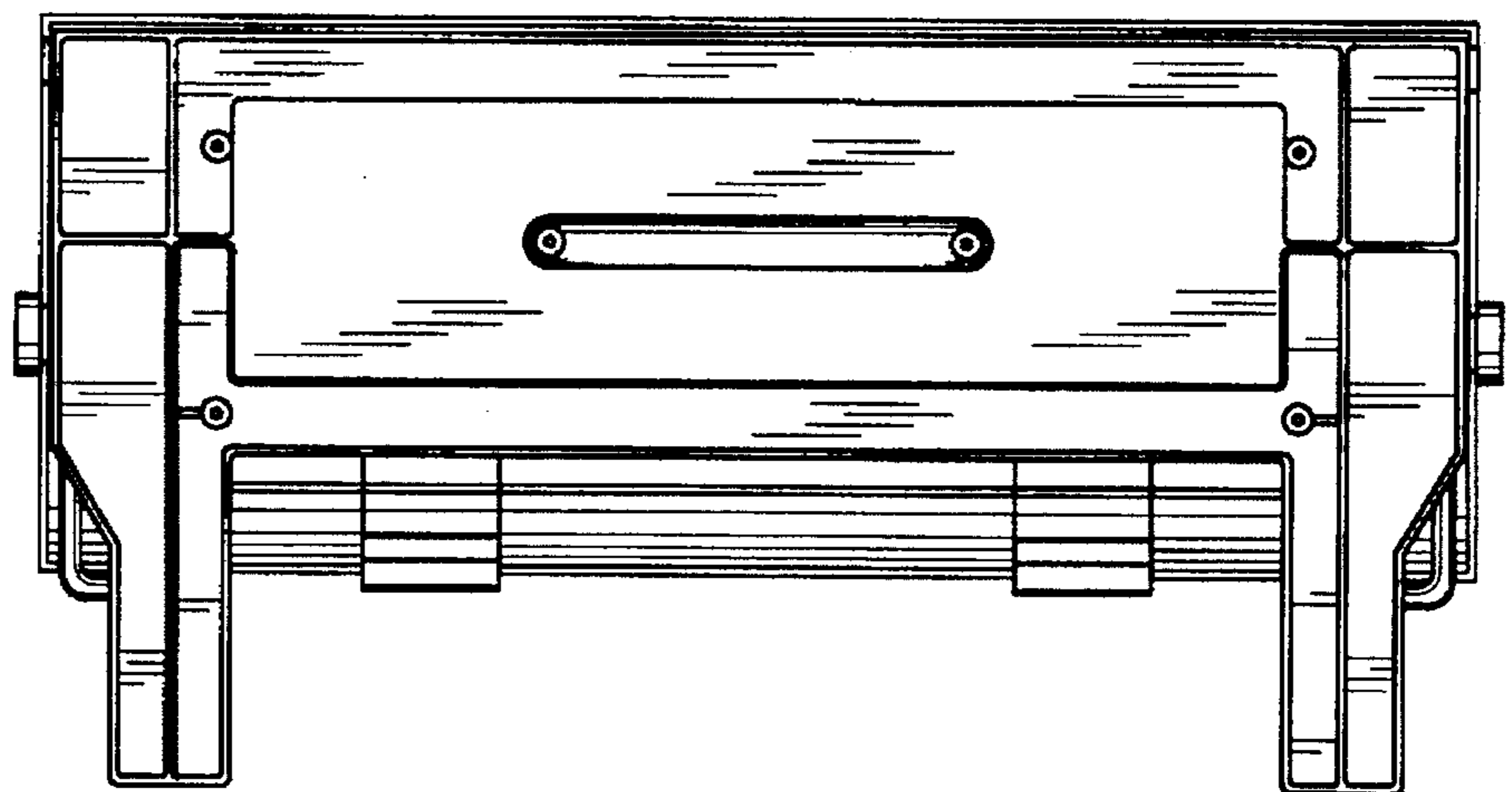


FIG. 5

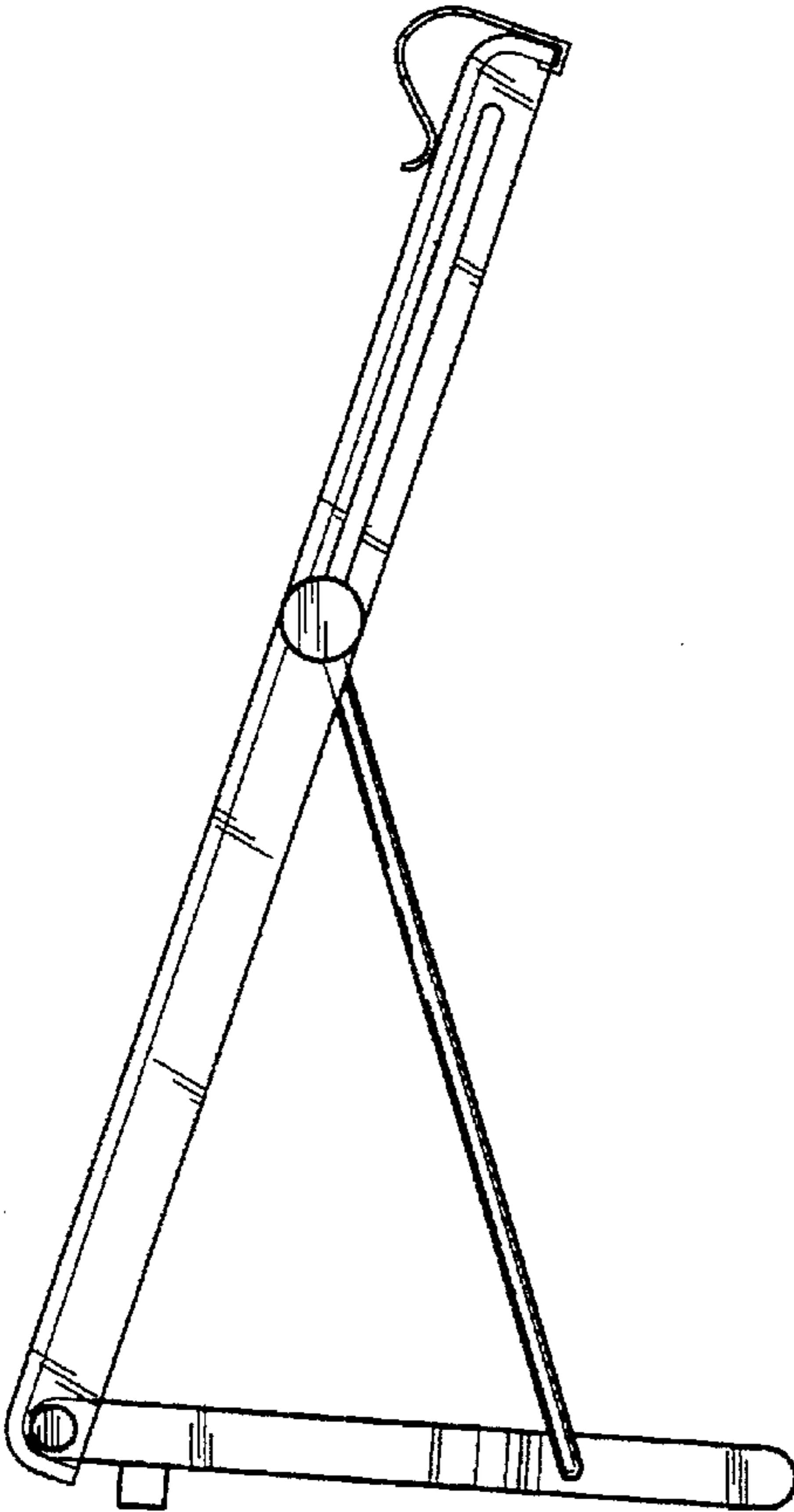


FIG. 6

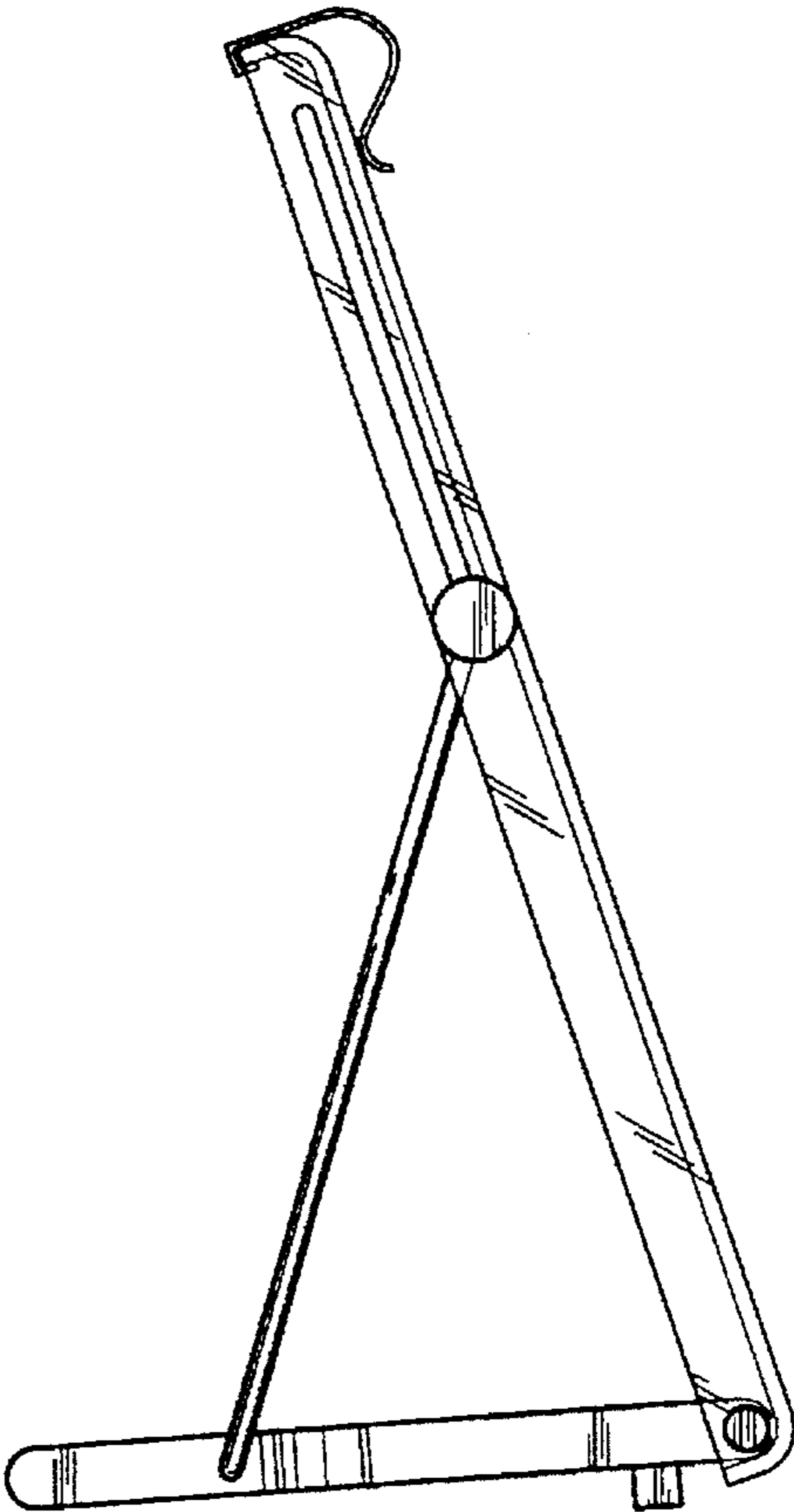


FIG. 7

FIG. 8




FIG. 9

