



US00D379338S

United States Patent [19]

Guspodin et al.

[11] Patent Number: **Des. 379,338**

[45] Date of Patent: ****May 20, 1997**

[54] TIRE TREAD

[75] Inventors: **James G. Guspodin**, Akron; **Francis C. Hauz**, Wadsworth, both of Ohio

[73] Assignee: **Bridgestone/Firestone, Inc.**, Akron, Ohio

[**] Term: **14 Years**

[21] Appl. No.: **44,350**

[22] Filed: **Sep. 22, 1995**

[51] LOC (6) Cl. **12-15**

[52] U.S. Cl. **D12/147**

[58] Field of Search **D12/141-143, D12/146-148; 152/209 R, 209 D**

[56] References Cited

U.S. PATENT DOCUMENTS

D. 313,210	12/1990	Tsutsumi et al.	D12/146
D. 316,532	4/1991	Tsuda et al.	D12/147
D. 322,236	12/1991	Maxwell et al.	D12/141
D. 362,220	9/1995	Van Emburg	D12/147
D. 368,451	4/1996	Wallet et al.	D12/147
4,832,099	5/1989	Matsumoto	152/209 R
5,423,364	6/1995	Himuro	152/209 R

OTHER PUBLICATIONS

Bridgestone Potenza RE900 tire, *Tire Review Magazine*, May 1994, p. 19.

Primary Examiner—James Gandy
Assistant Examiner—Robert M. Spear
Attorney, Agent, or Firm—Carmen S. Santa Maria

[57] CLAIM

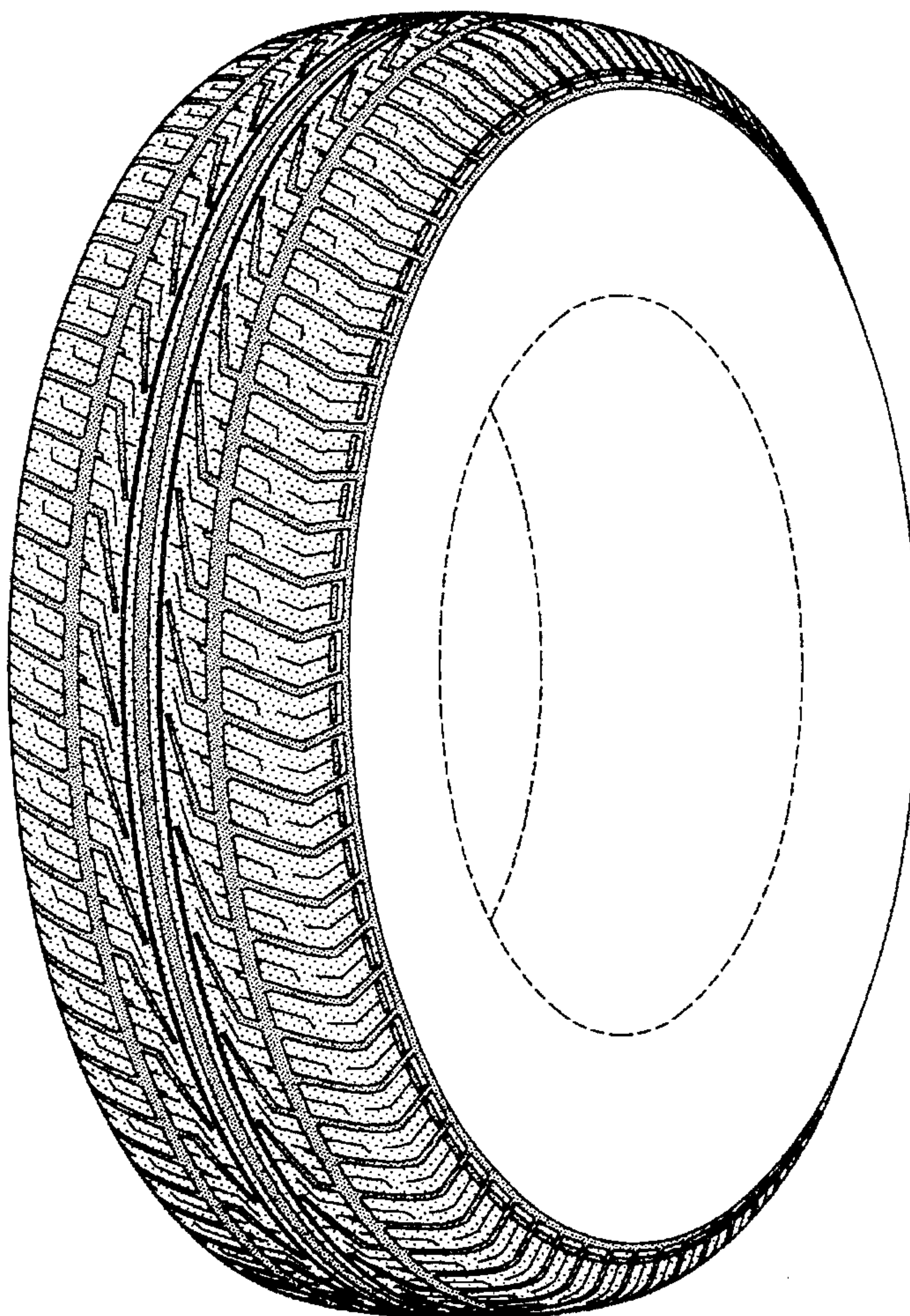
The ornamental design for a tire tread, as shown and described.

DESCRIPTION

FIG. 1 is a side perspective view of a tire tread showing our new design, it being understood that the tread pattern is repeated throughout the circumference of the tire tread, the opposite side being substantially the same as that shown; FIG. 2 is a front elevational view thereof; FIG. 3 is a side elevational view of the right side thereof, the opposite side being a mirror image thereof; and, FIG. 4 is an enlarged fragmentary front elevational view thereof.

The broken line showing of a tire sidewall is for illustrative purposes only and forms no part of the claimed design.

1 Claim, 4 Drawing Sheets



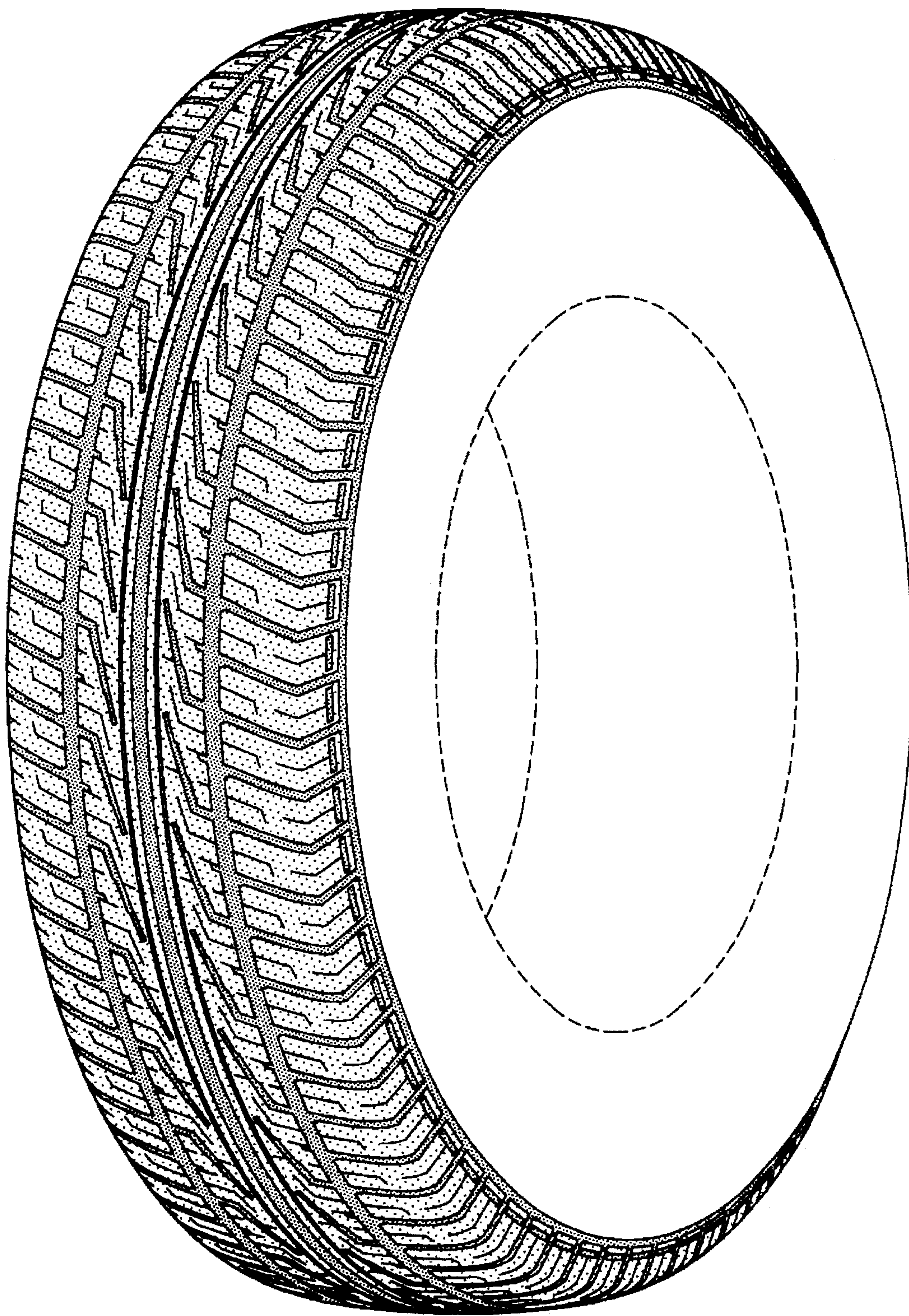


FIG-1

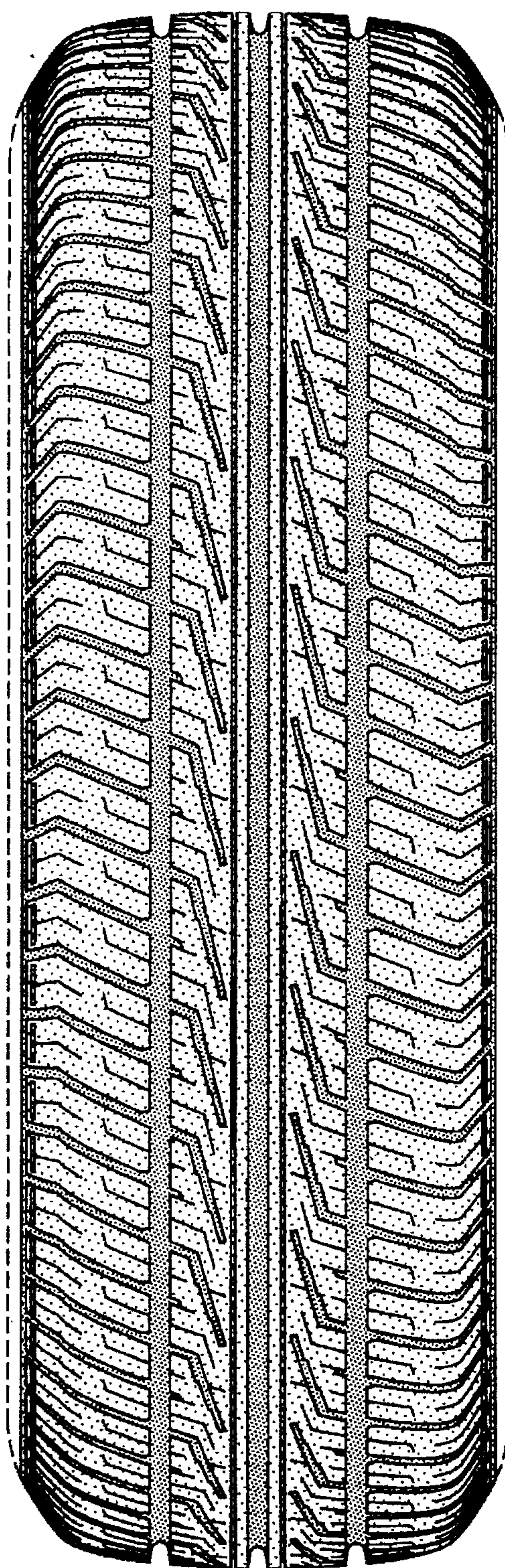


FIG-2




FIG-3

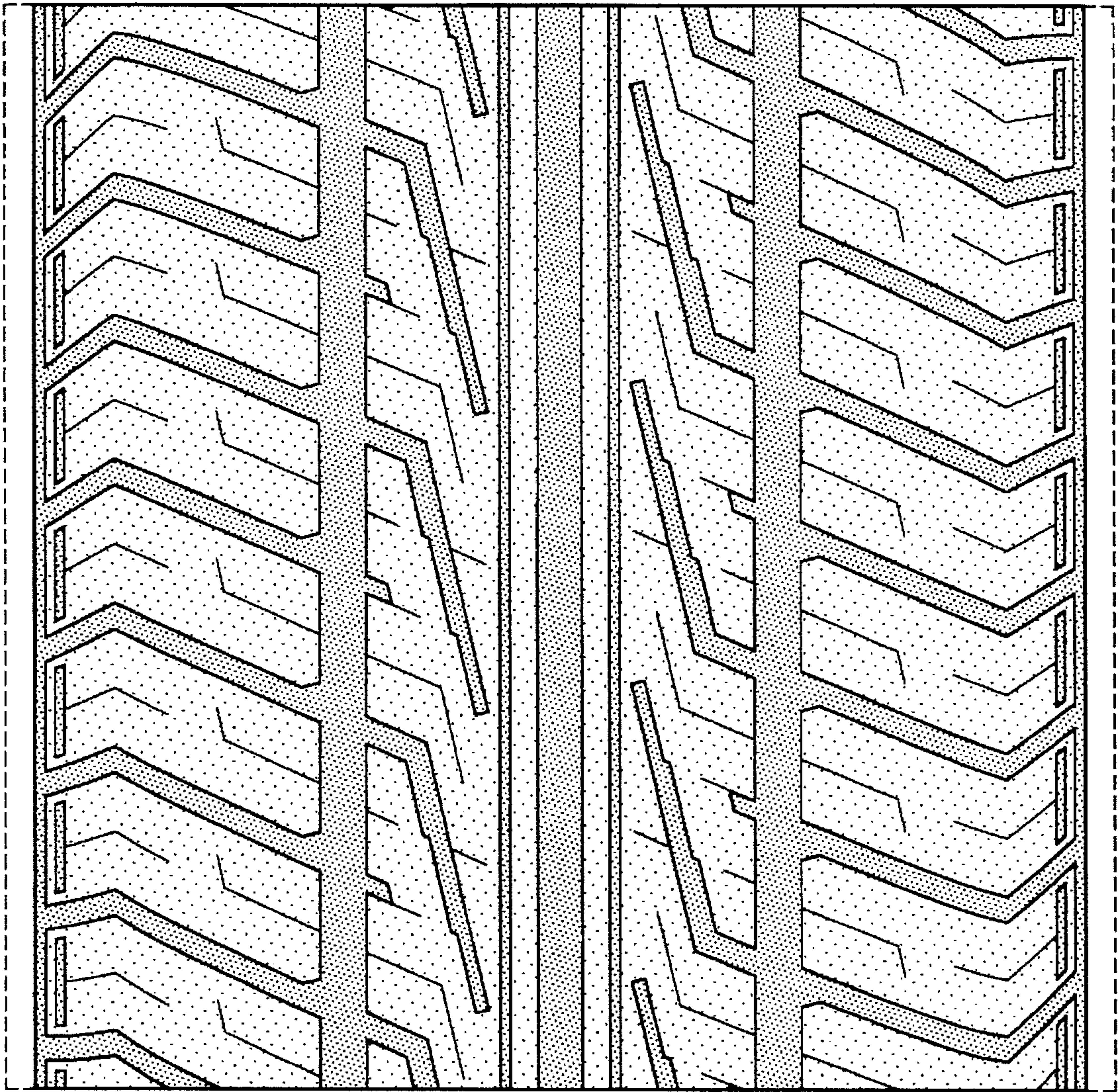


FIG-4