



US00D379330S

**United States Patent** [19]  
**Krizan**

[11] **Patent Number: Des. 379,330**

[45] **Date of Patent: \*\*May 20, 1997**

[54] **PENTA-CROSS**

D. 338,081 8/1993 Klaffer ..... D99/27  
D. 365,781 1/1996 Osborn ..... D11/96

[75] **Inventor: Dennis T. Krizan, West Allis, Wis.**

*Primary Examiner*—Ralf Seifert

[73] **Assignee: John Janoska**

[57] **CLAIM**

[\*\*] **Term: 14 Years**

The ornamental design for a penta-cross, as shown and described.

[21] **Appl. No.: 42,669**

[22] **Filed: Aug. 14, 1995**

**DESCRIPTION**

[51] **LOC (6) Cl. .... 11-03**

[52] **U.S. Cl. .... D11/96**

[58] **Field of Search** ..... D11/1, 2, 81, 96,  
D11/79; 63/1.1, 2, 20; D99/26, 27

FIG. 1 is a front elevational view of a penta-cross showing my new design;

FIG. 2 is a side elevational view, the opposite side elevational view being a mirror image;

FIG. 3 is a bottom plan view, the opposite side view being a mirror image;

FIG. 4 is a rear elevational view;

FIG. 5 is a rear perspective view; and,


FIG. 6 is a front perspective view.


[56] **References Cited**

**U.S. PATENT DOCUMENTS**

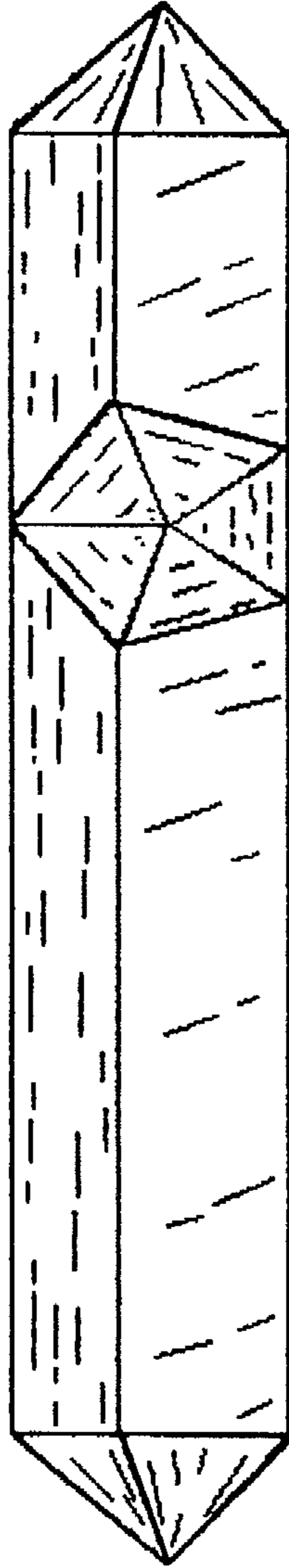
D. 259,548 6/1981 Najjar ..... D11/90  
D. 299,779 2/1989 Kohen et al. .... D11/96 X  
D. 300,079 2/1989 Smith ..... D11/96

**1 Claim, 6 Drawing Sheets**

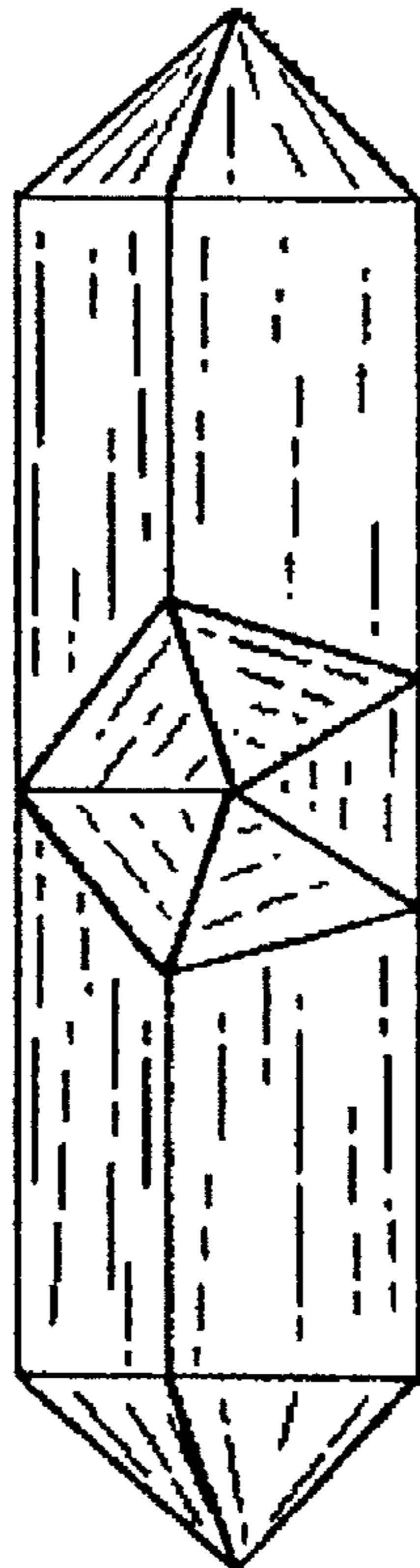




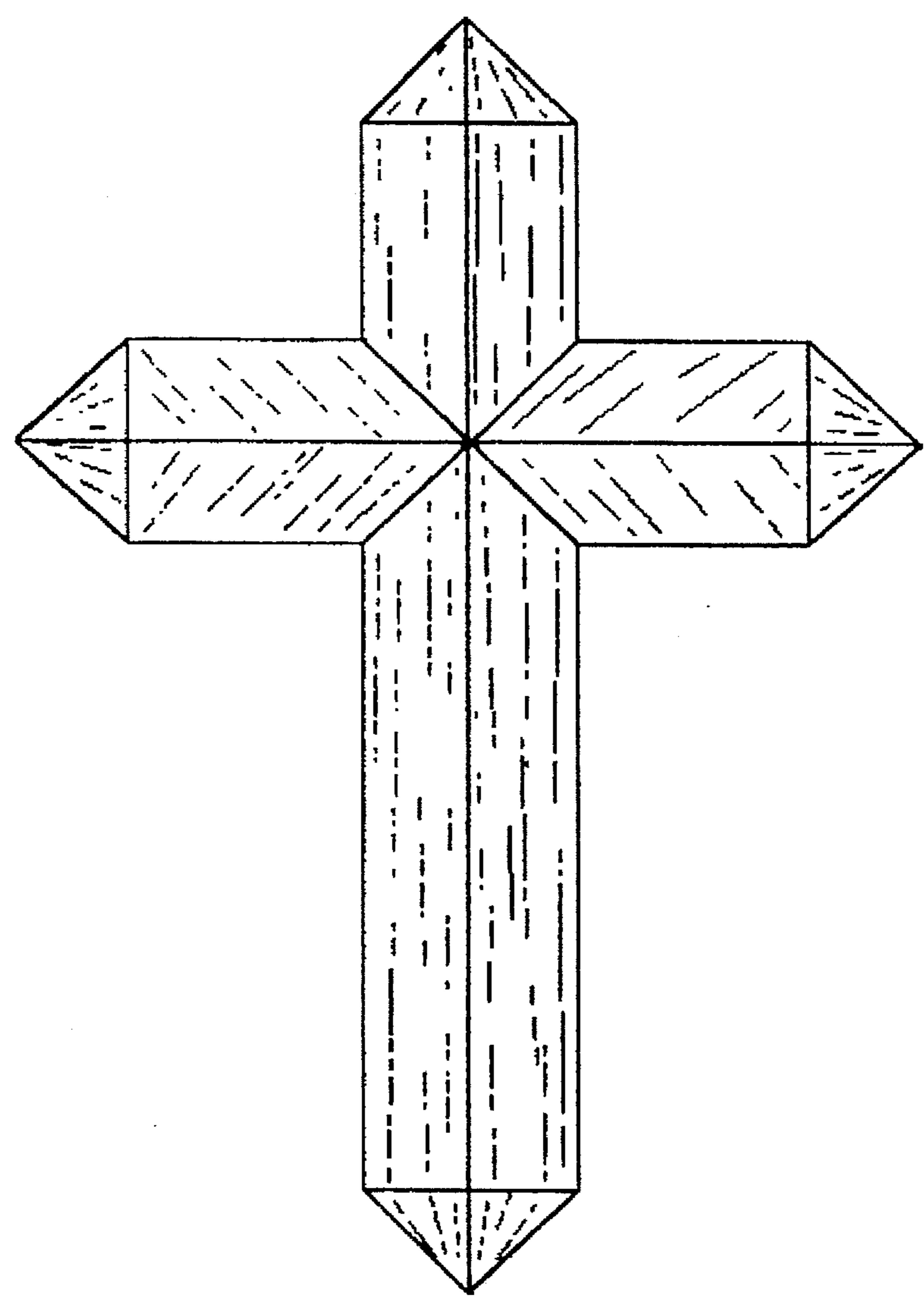
**Fig. 1**




**Fig. 2**




**Fig. 3**



*Fig. 4*



**Fig. 5**



**Fig. 6**