



US00D379328S

# United States Patent [19] Pandel

[11] Patent Number: **Des. 379,328**

[45] Date of Patent: **\*\*May 20, 1997**

[54] **WATCH BRACELET**

D. 351,568 10/1994 Pandel ..... D11/16  
D. 352,915 11/1994 Cowan ..... D11/16

[75] Inventor: **Christiane Pandel**, Chambesy,  
Switzerland

*Primary Examiner*—Ralf Seifert  
*Attorney, Agent, or Firm*—Kane, Dalsimer, Sullivan,  
Kurucz, Levy, Eisele and Richard, LLP

[73] Assignee: **Rolex Watch U.S.A., Inc.**, New York,  
N.Y.

[\*\*] Term: **14 Years**

[57] **CLAIM**

[21] Appl. No.: **52,394**

The ornamental design for a watch bracelet, as shown and described.

[22] Filed: **Mar. 29, 1996**

**DESCRIPTION**

[30] **Foreign Application Priority Data**

FIG. 1 is a perspective view of a watch bracelet showing my new design;

Oct. 16, 1995 [CH] Switzerland ..... DM/034392

FIG. 2 is a top plan view thereof;

[51] LOC (6) Cl. .... **11-01**

[52] U.S. Cl. .... **D11/16**

FIG. 3 is a bottom plan view thereof;

[58] Field of Search ..... 224/164; D10/30;

63/1.1, 2, 3, 5.1; D11/12-25, 1-6, 93, 94;  
59/78, 84

FIG. 4 is a first side plan view thereof;

FIG. 5 is a second side plan view thereof;

FIG. 6 is a first end plan view thereof; and,

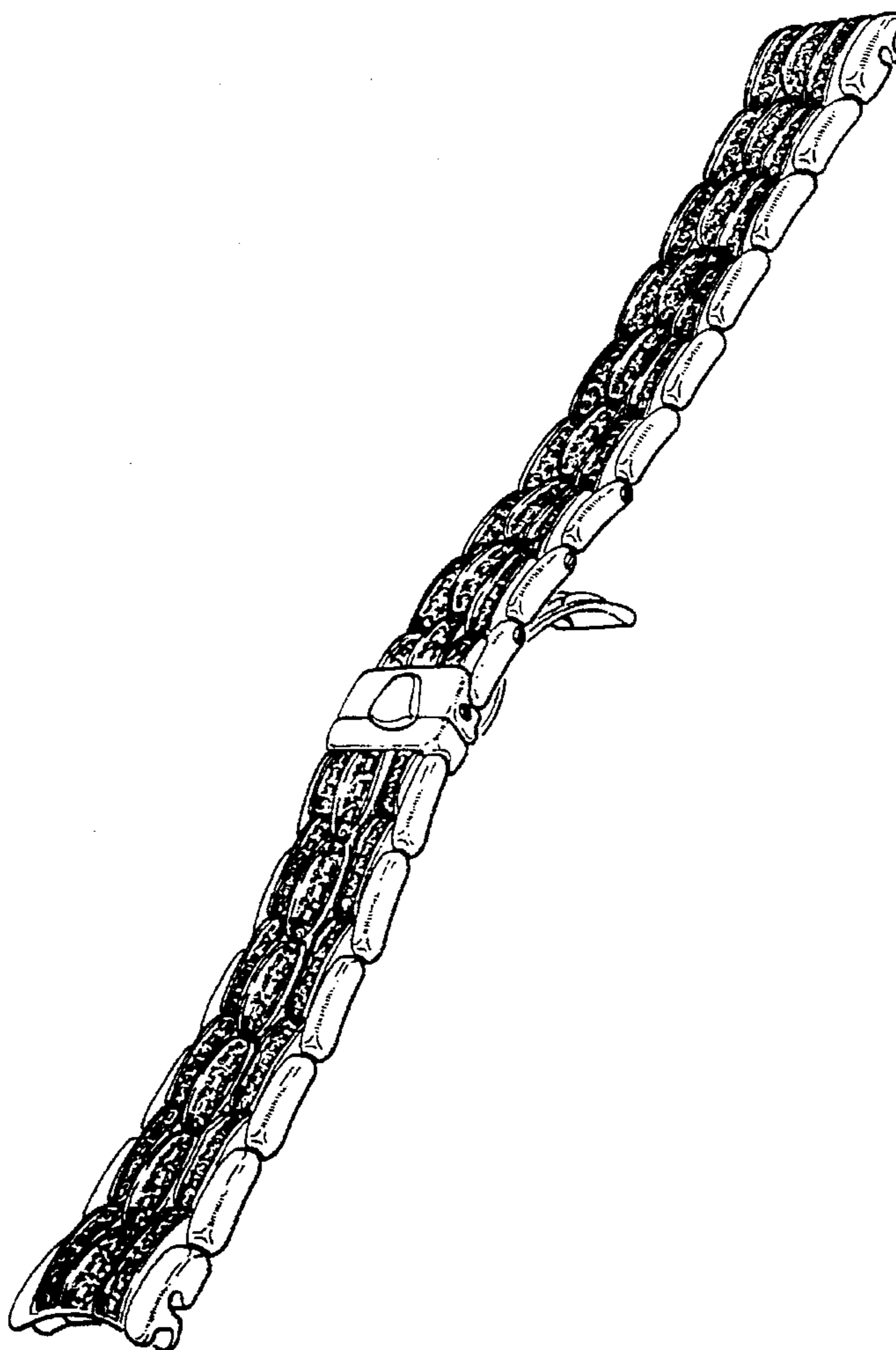
FIG. 7 is a second end plan view thereof.

[56] **References Cited**

**U.S. PATENT DOCUMENTS**

D. 184,793 4/1959 Augenstein ..... D11/12

**1 Claim, 3 Drawing Sheets**



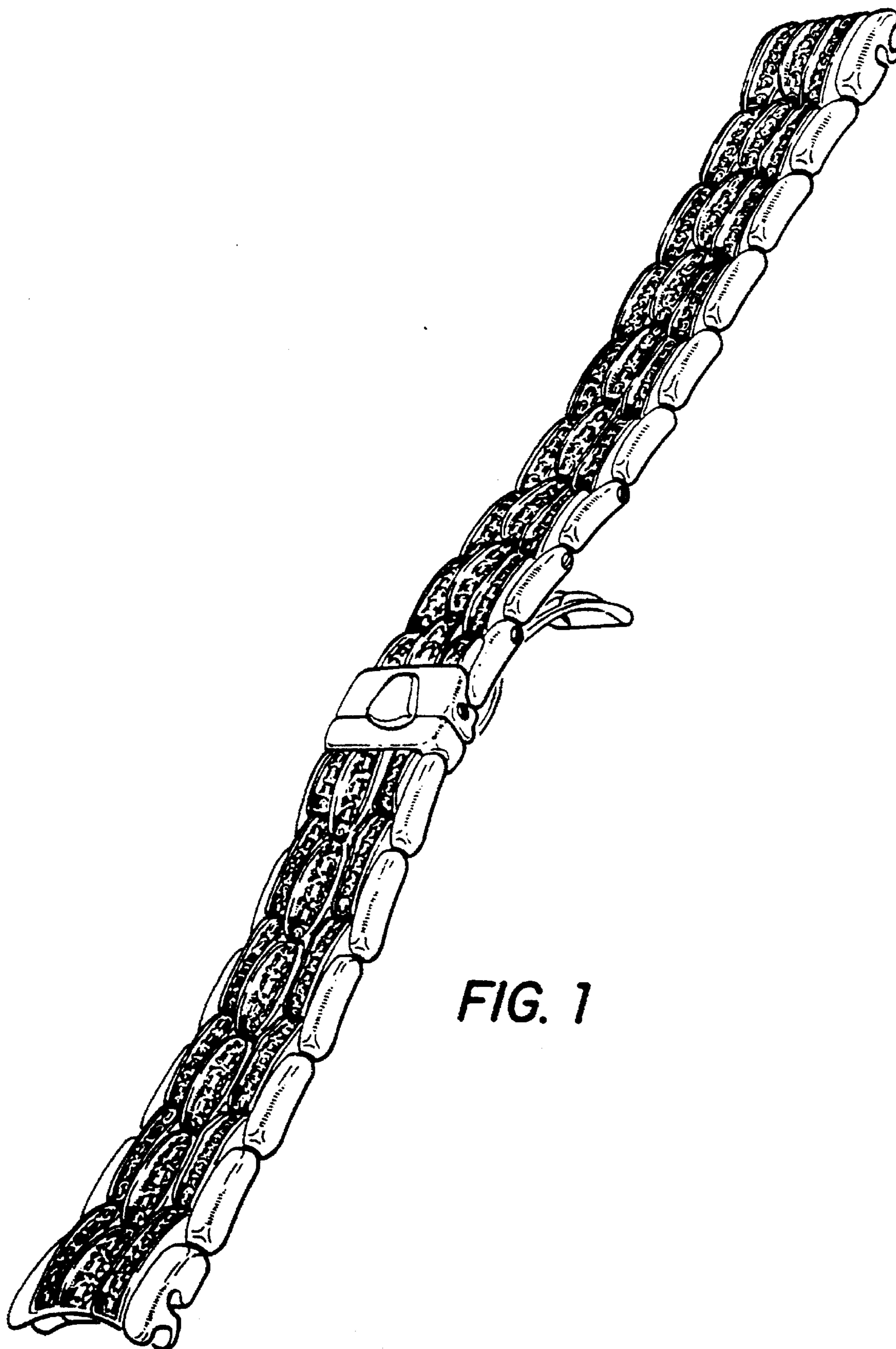


FIG. 1

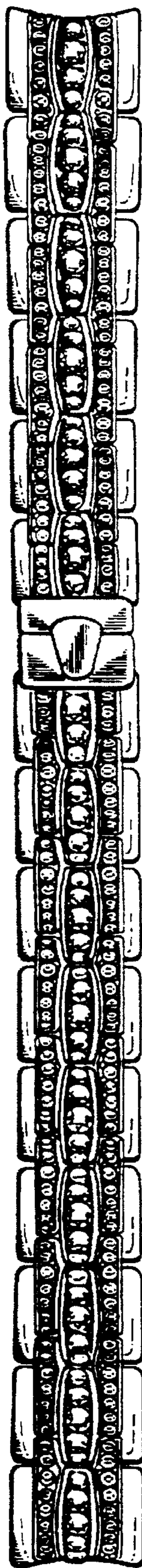


FIG. 2

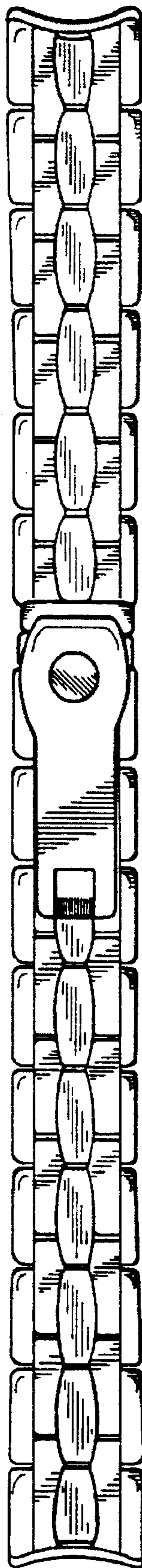


FIG. 3

