



US00D379326S

United States Patent [19] Riley

[11] Patent Number: **Des. 379,326**
[45] Date of Patent: ****May 20, 1997**

[54] **BEZEL FOR A WATCH**
[75] Inventor: **Judith R. Riley**, Goshen, Conn.
[73] Assignee: **Timex Corporation**, Middlebury, Conn.
[**] Term: **14 Years**

D. 355,372 2/1995 Riley D10/30
D. 362,630 9/1995 Riley D10/38 X
3,271,945 9/1966 Anderson 368/295 X
3,307,346 3/1967 Klingenberg 368/294
3,512,353 5/1970 Blum 368/295

[21] Appl. No.: **53,786**
[22] Filed: **Apr. 30, 1996**

Primary Examiner—Nelson C. Holtje
Attorney, Agent, or Firm—Paul R. Juhasz

[51] **LOC (6) Cl.** **10-02**
[52] **U.S. Cl.** **D10/128**
[58] **Field of Search** D10/1-40, 122-132;
368/276, 277, 281-282, 294-299, 314

[57] **CLAIM**
The ornamental design for a bezel for a watch, as shown and described.

[56] **References Cited**

DESCRIPTION

U.S. PATENT DOCUMENTS

D. 295,837 5/1988 Takeiohi D10/39
D. 303,091 8/1989 Goto D10/30
D. 316,983 5/1991 Houlihan D10/39
D. 349,653 8/1994 Giardiello D10/30

FIG. 1 is a perspective elevational view of a bezel for a watch;
FIG. 2 is a top plan view thereof;
FIG. 3 is a bottom plan view thereof; and,
FIG. 4 is an end elevational view thereof; the opposite end being its mirror image is not shown.

1 Claim, 1 Drawing Sheet

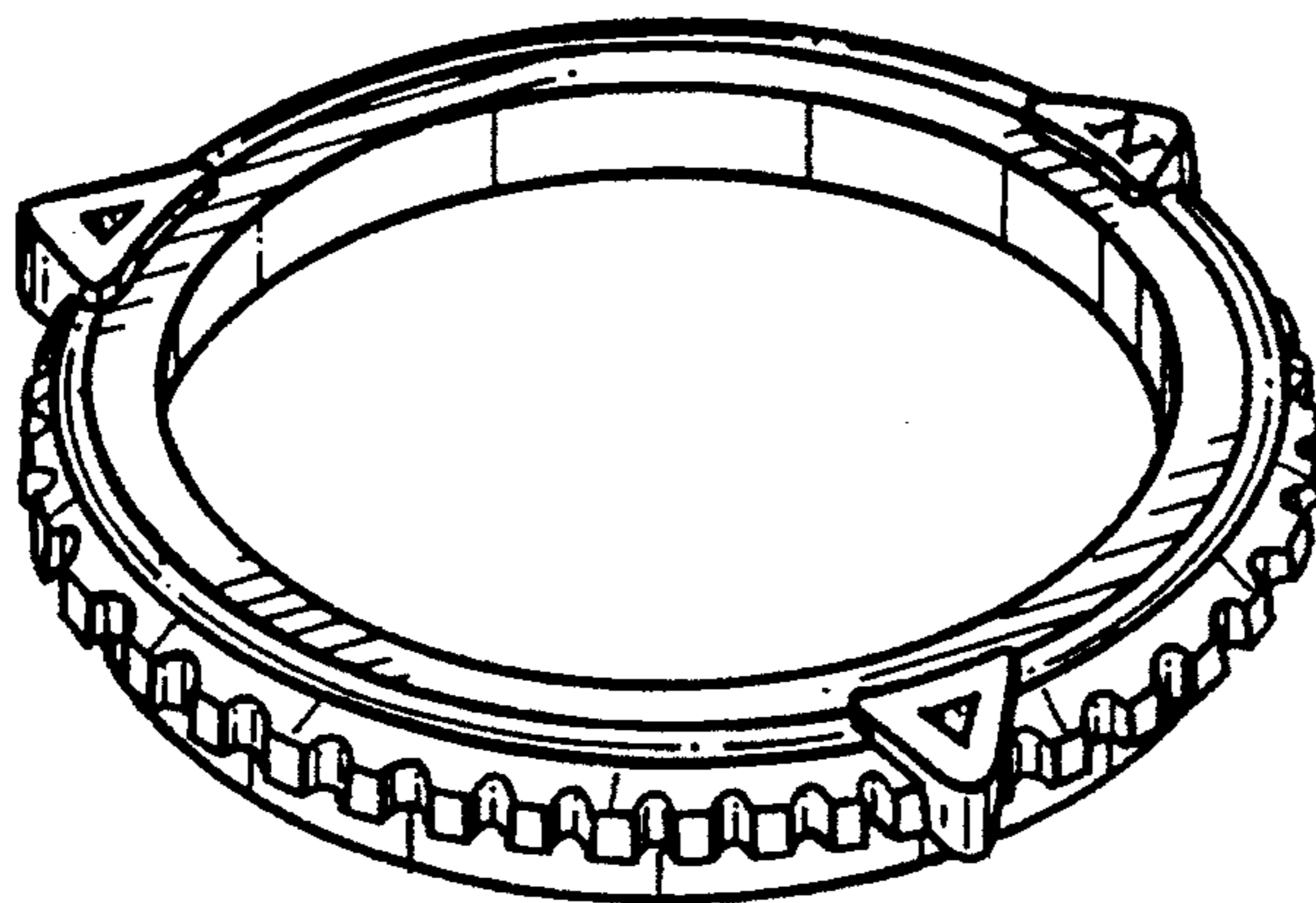


FIG. 1

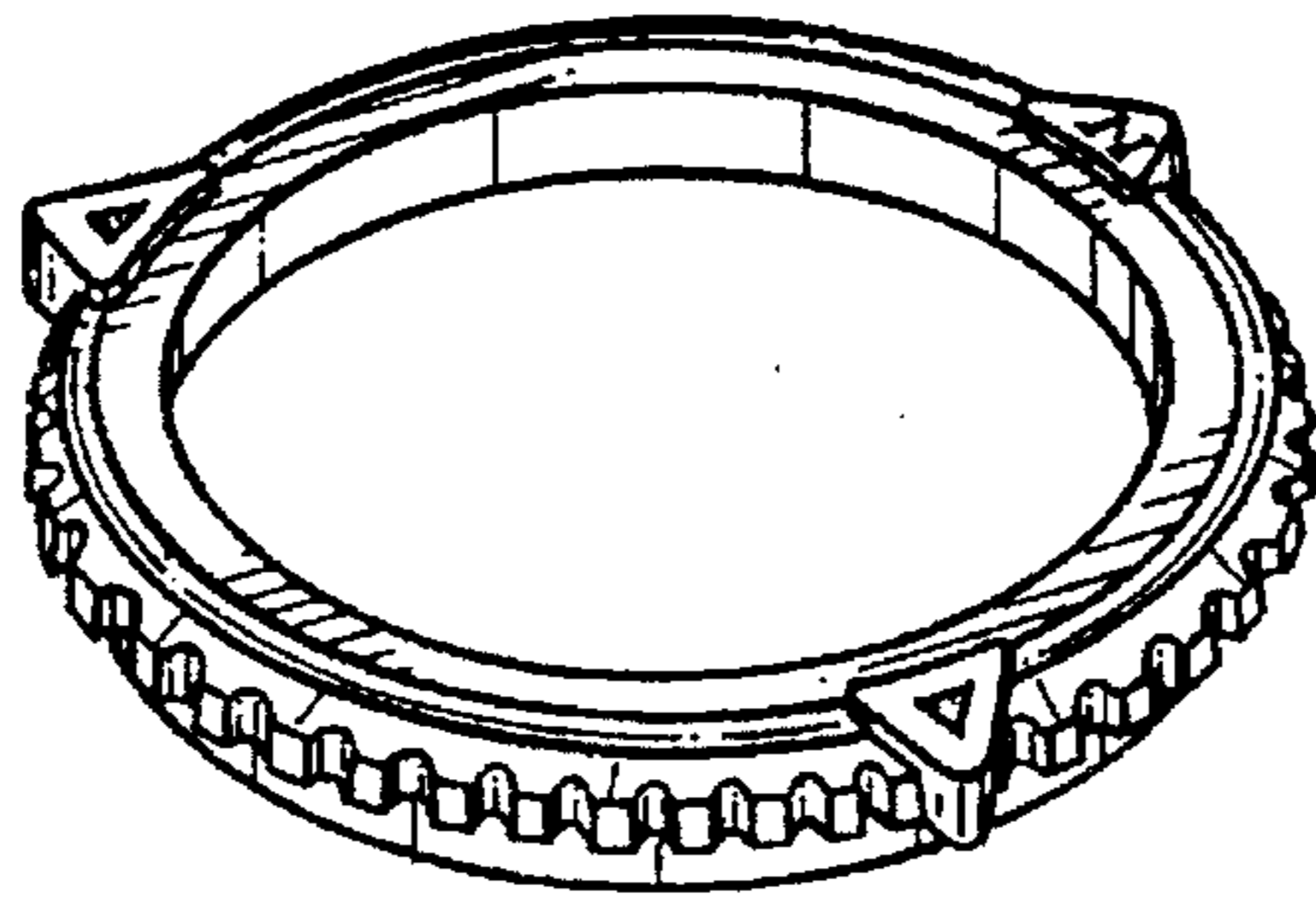


FIG. 2




FIG. 3

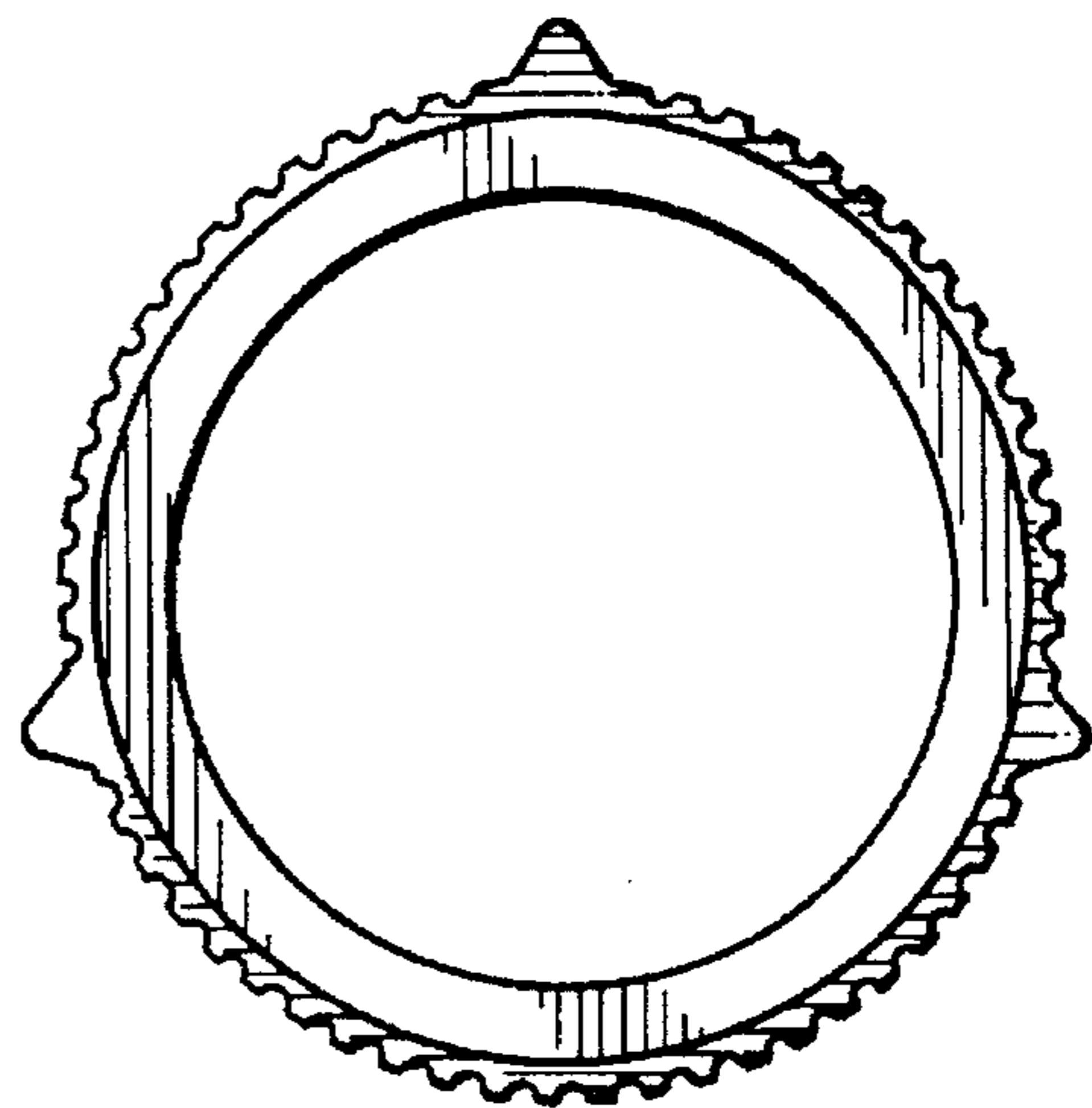


FIG. 4

