



US00D379320S

United States Patent [19]
Campilan

[11] **Patent Number:** **Des. 379,320**
[45] **Date of Patent:** ****May 20, 1997**

[54] **BEZEL RING FOR ANALOG WRISTWATCH**

[75] **Inventor:** **Rolando R. L. Campilan**, Cebu City,
Philippines

[73] **Assignee:** **Timex Corporation**, Middlebury, Conn.

[**] **Term:** **14 Years**

[21] **Appl. No.:** **44,437**

[22] **Filed:** **Sep. 25, 1995**

[51] **LOC (6) Cl.** **10-02**

[52] **U.S. Cl.** **D10/128**

[58] **Field of Search** D10/1-40, 122-132;
368/276-277, 285, 316-317, 290-296

[56] **References Cited**

U.S. PATENT DOCUMENTS

D. 326,058	5/1992	Schneider	D10/39
D. 327,020	6/1992	Grädel	D10/30
D. 334,896	4/1993	Meyer	D10/30
D. 349,250	8/1994	Moriai	D10/38

OTHER PUBLICATIONS

Hong Kong Enterprise —Jun. 1990, p. N/A—Watch #Law/
8003 at lower right.
Swiss Watch & Jewelry Journal —Feb. 1988, p. 207—
Watches in Right Column.

Primary Examiner—Nelson C. Holtje
Attorney, Agent, or Firm—William C. Crutcher

[57] **CLAIM**

The ornamental design for “bezel ring for analog wrist-
watch”, as shown and described.

DESCRIPTION

FIG. 1 is a top plan view of my improved bezel ring for an
analog wristwatch;

FIG. 2 is a right side elevational view thereof;

FIG. 3 is a left side elevational view thereof;

FIG. 4 is a front end elevational view thereof;

FIG. 5 is a rear end elevational view thereof; and,

FIG. 6 is a bottom plan view thereof.

The watchcase and strap, portions of which are shown in
dashed and phantom lines in FIG. 1, are not part of the
design.

The broken line showing of a watchcase and band portions
are environmental only and form no part of the claimed
design.

1 Claim, 1 Drawing Sheet

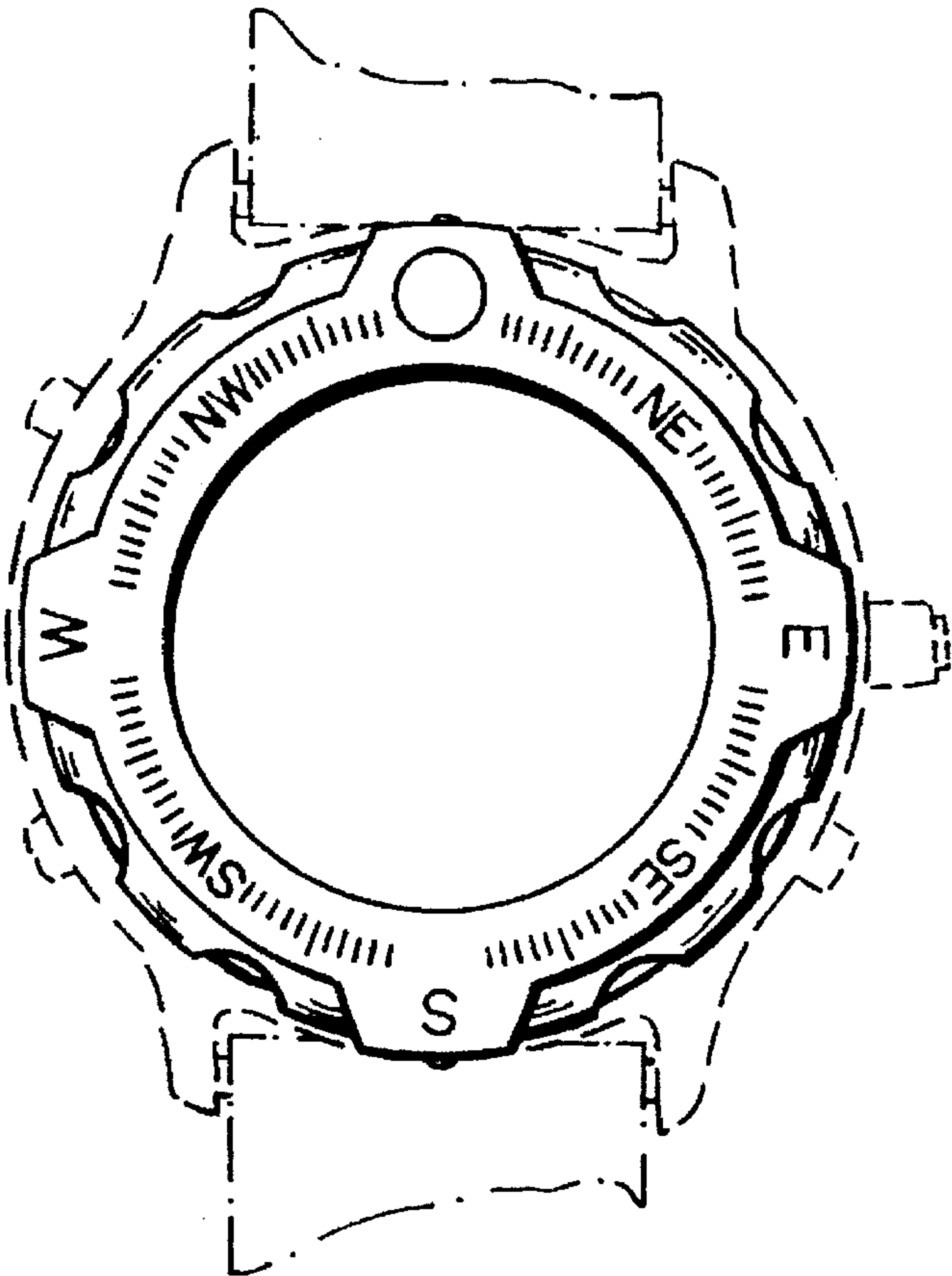




FIG. 5

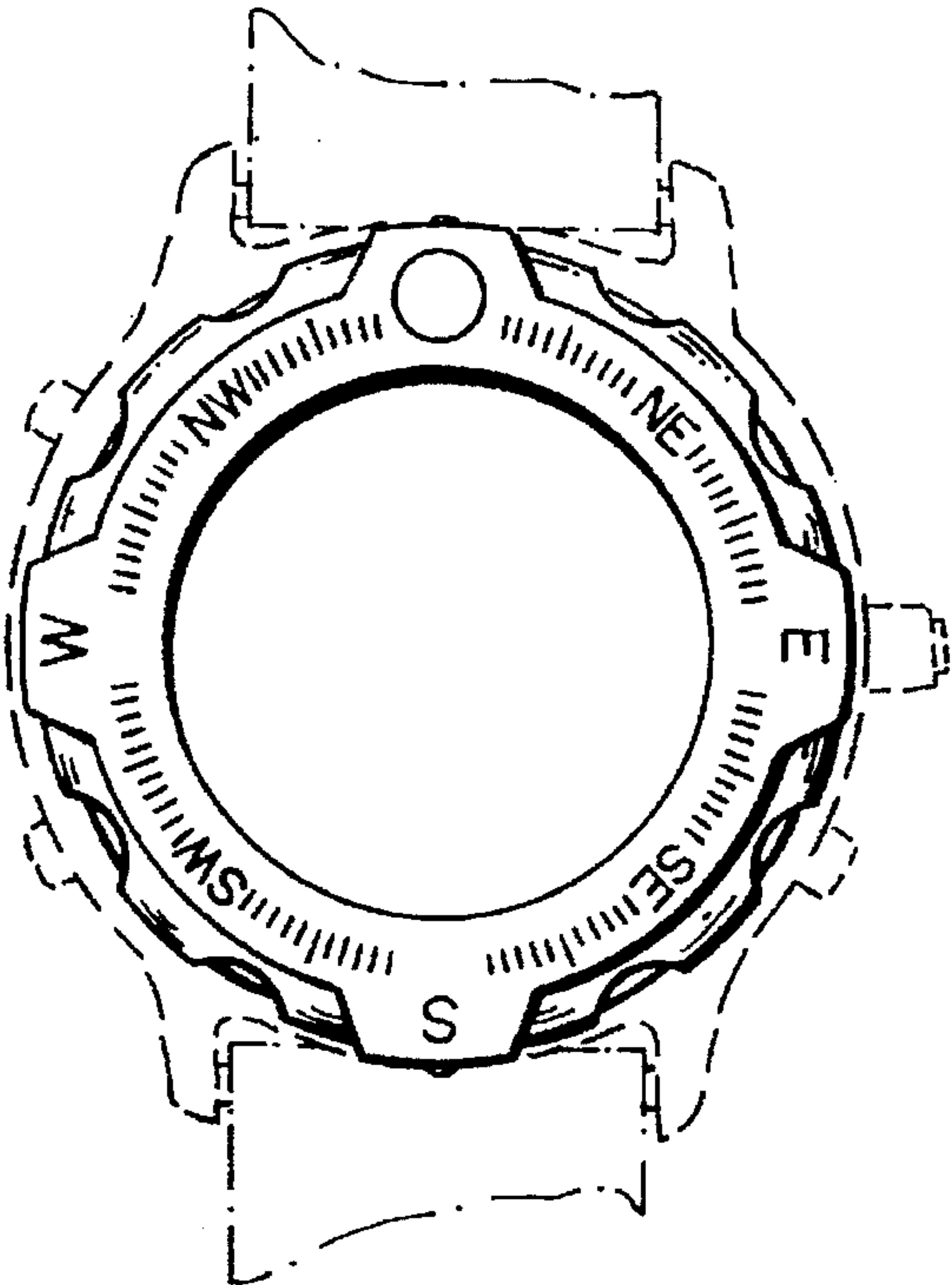


FIG. 1



FIG. 2



FIG. 3



FIG. 4

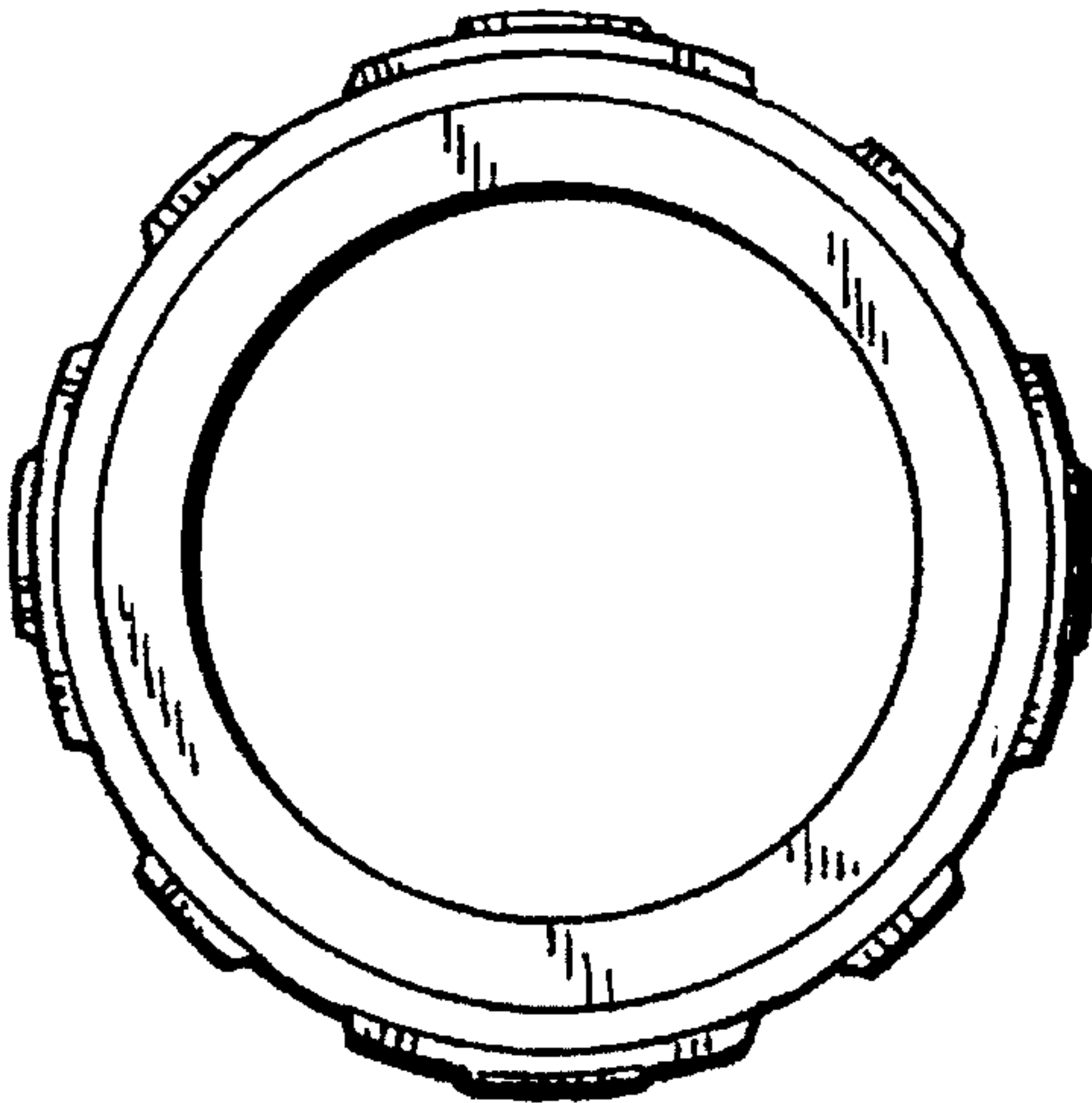


FIG. 6