



US00D379313S

**United States Patent** [19]  
**Riley**

[11] **Patent Number: Des. 379,313**

[45] **Date of Patent: \*\*May 20, 1997**

[54] **CASE FOR ANALOG WRISTWATCH**

D. 326,058 5/1992 Schneider ..... D10/39  
D. 327,020 6/1992 Grädel ..... D10/30

[75] **Inventor: Judith R. Riley, Goshen, Conn.**

*Primary Examiner*—Nelson C. Holtje  
*Attorney, Agent, or Firm*—William C. Crutcher

[73] **Assignee: Timex Corporation, Middlebury, Conn.**

[\*\*] **Term: 14 Years**

[57] **CLAIM**

[21] **Appl. No.: 43,345**

The ornamental design for a “case for analog wristwatch”, as shown and described.

[22] **Filed: Sep. 1, 1995**

**DESCRIPTION**

[51] **LOC (6) Cl. .... 10-02**

[52] **U.S. Cl. .... D10/30; D10/39**

[58] **Field of Search ..... D10/1-40, 122-132;  
368/280-282, 276-277, 285**

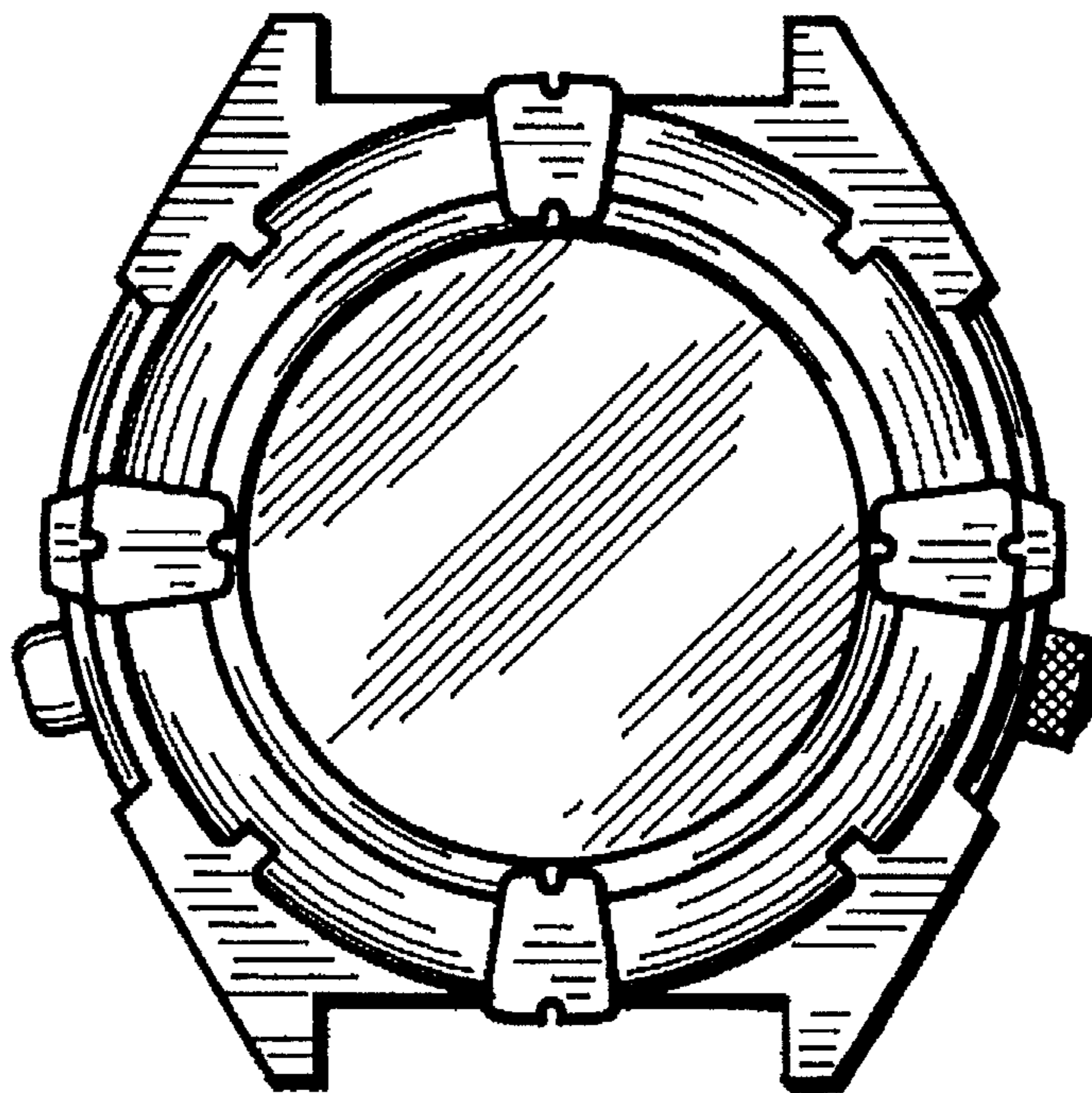
FIG. 1 is a top plan view of my improved case for analog wristwatch;  
FIG. 2 is a left hand side elevational view thereof;  
FIG. 3 is a right hand side elevational view thereof;  
FIG. 4 is a back end elevational view thereof;  
FIG. 5 is a front end elevational view thereof, and,  
FIG. 6 is a bottom plan view thereof.

[56] **References Cited**

**U.S. PATENT DOCUMENTS**


D. 320,749 10/1991 Tsukahara ..... D10/39

**1 Claim, 1 Drawing Sheet**

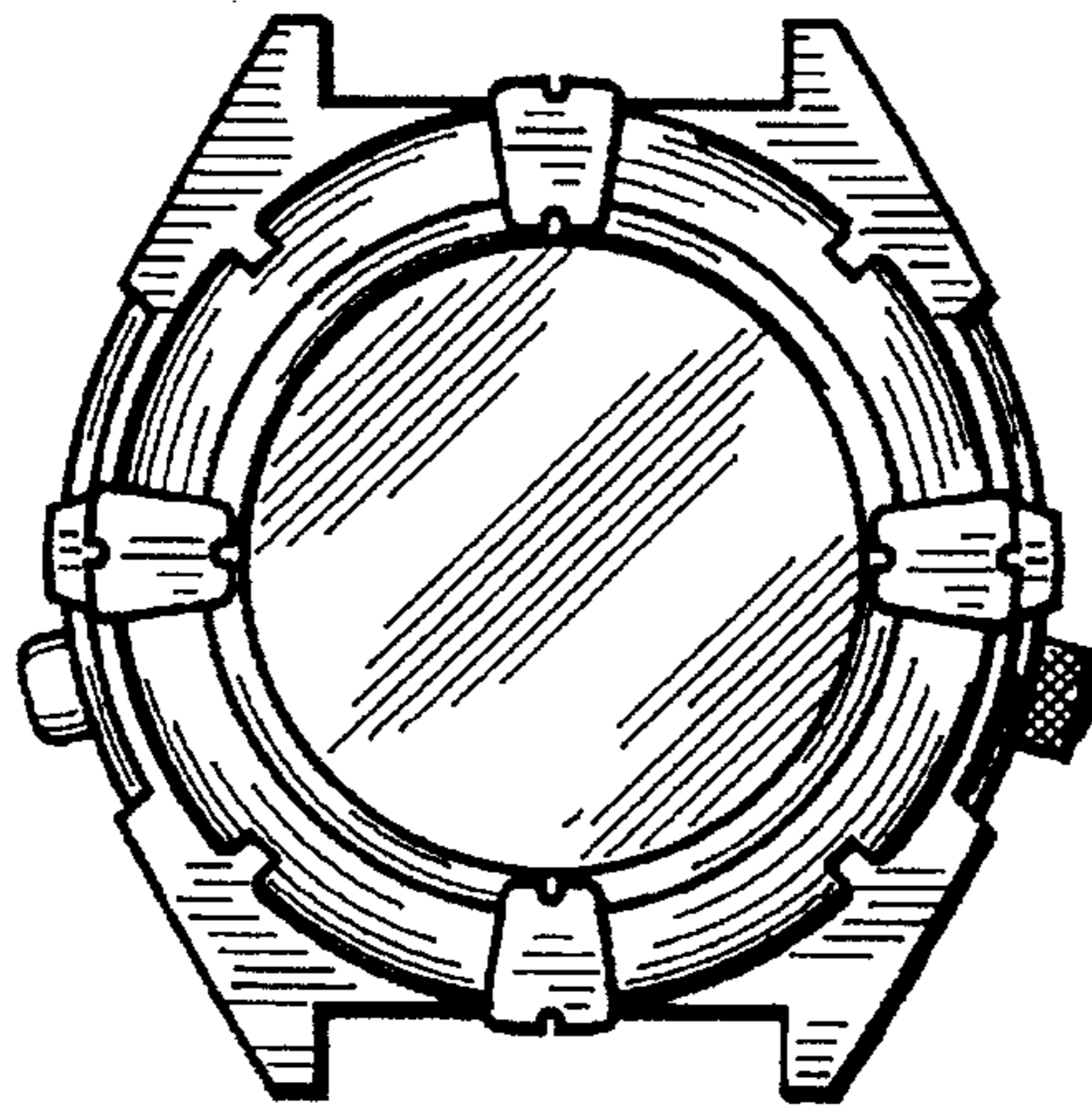





*Fig. 4*



*Fig. 2*




*Fig. 1*



*Fig. 3*



*Fig. 5*



*Fig. 6*