



US00D379308S

United States Patent [19] Beaver

[11] Patent Number: Des. 379,308
[45] Date of Patent: **May 20, 1997

[54] EXTERIOR SURFACE OF A CONTAINER
SIDEWALL

[75] Inventor: Ted L. Beaver, Roselle, Ill.

[73] Assignee: Continental Plastic Containers, Inc.,
Norwalk, Conn.

[**] Term: 14 Years

[21] Appl. No.: 47,128

[22] Filed: Nov. 27, 1995

[51] LOC (6) Cl. 09-01

[52] U.S. Cl. D9/523; D9/528; D9/543

[58] Field of Search D9/523, 526, 527,
D9/528, 543, 569, 570; 215/398, 382-385

[56] **References Cited**

U.S. PATENT DOCUMENTS

D. 195,064	4/1963	Dike	D9/523
D. 207,509	4/1967	Thomka et al.	D9/528
D. 282,443	2/1986	Beaver et al.	D9/408
D. 282,633	2/1986	Beaver et al.	D9/375
D. 282,635	2/1986	Beaver et al.	D9/376
D. 282,636	2/1986	Beaver et al.	D9/376
D. 282,640	2/1986	Beaver et al.	D9/403
D. 282,641	2/1986	Beaver et al.	D9/408
D. 301,306	5/1989	Beaver	D9/375
D. 303,628	9/1989	Beaver	D9/523

D. 307,548	5/1990	Cochran	D9/523
D. 309,100	7/1990	Beaver	D9/375
D. 325,522	4/1992	Brochenin	D9/523
D. 352,904	11/1994	Kearse et al.	D9/523

OTHER PUBLICATIONS

Exhibit A, photographs of "Mobil 1" bottle, admitted prior art.

Primary Examiner—Lucy Lieberman
Attorney, Agent, or Firm—Eugene F. Friedman

[57] **CLAIM**

The ornamental design for a exterior surface of a container sidewall, as shown and described.

DESCRIPTION

FIG. 1 is a top, left side, front perspective view of an exterior surface of a container sidewall showing the new design; FIG. 2 is a top plan view thereof; FIG. 3 is a rear elevational view thereof; FIG. 4 is a right side elevational view thereof; and, FIG. 5 is a left side elevational view thereof. The front, partially seen in FIG. 1, forms a mirror image of the rear seen in FIG. 3. The neck shown at the top of FIGS. 1 through 5 in broken lines is for illustrative purposes only and forms no part of the claimed invention. The bottom not shown forms no part of the invention.

1 Claim, 1 Drawing Sheet

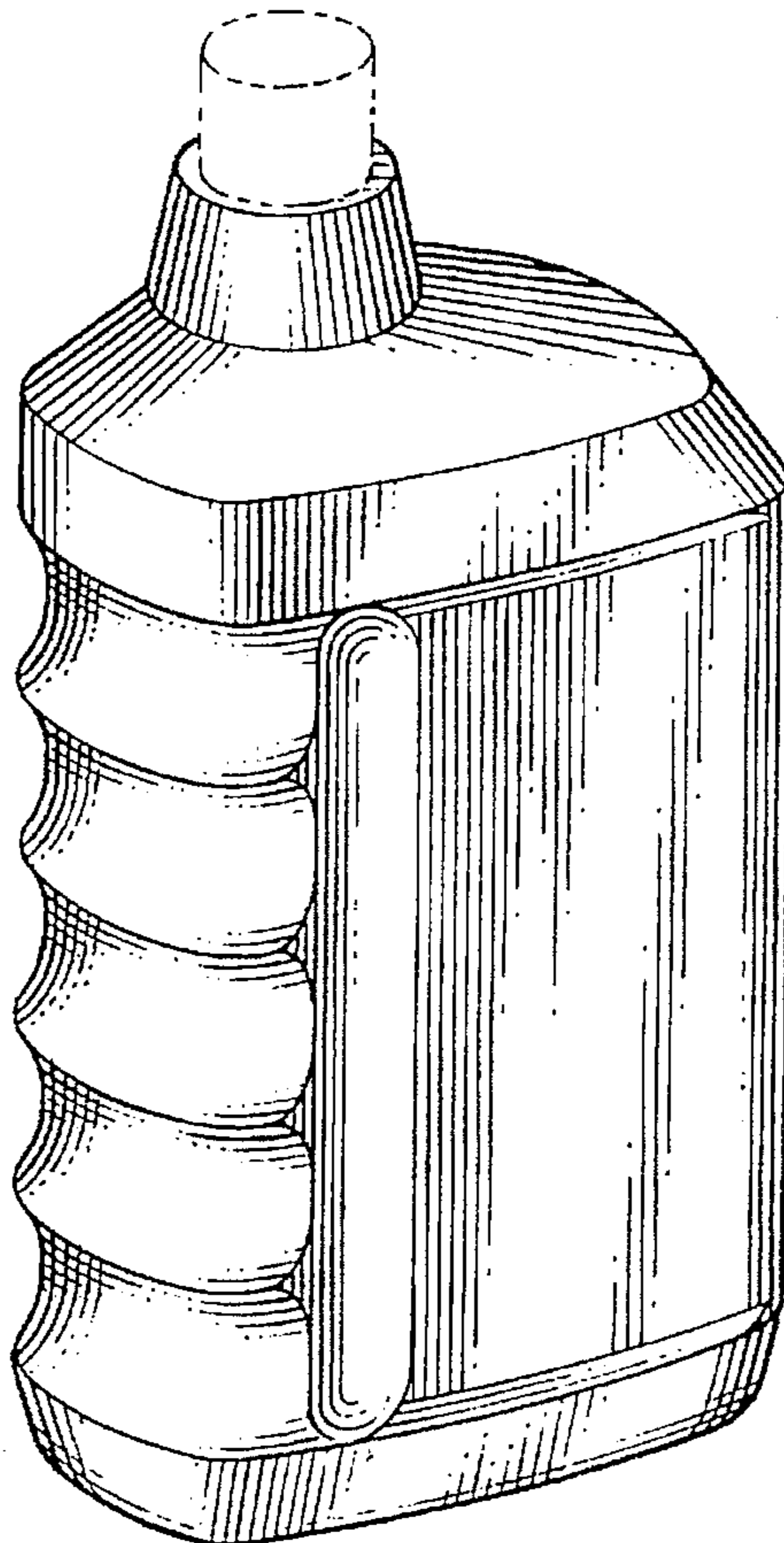


FIG. 1

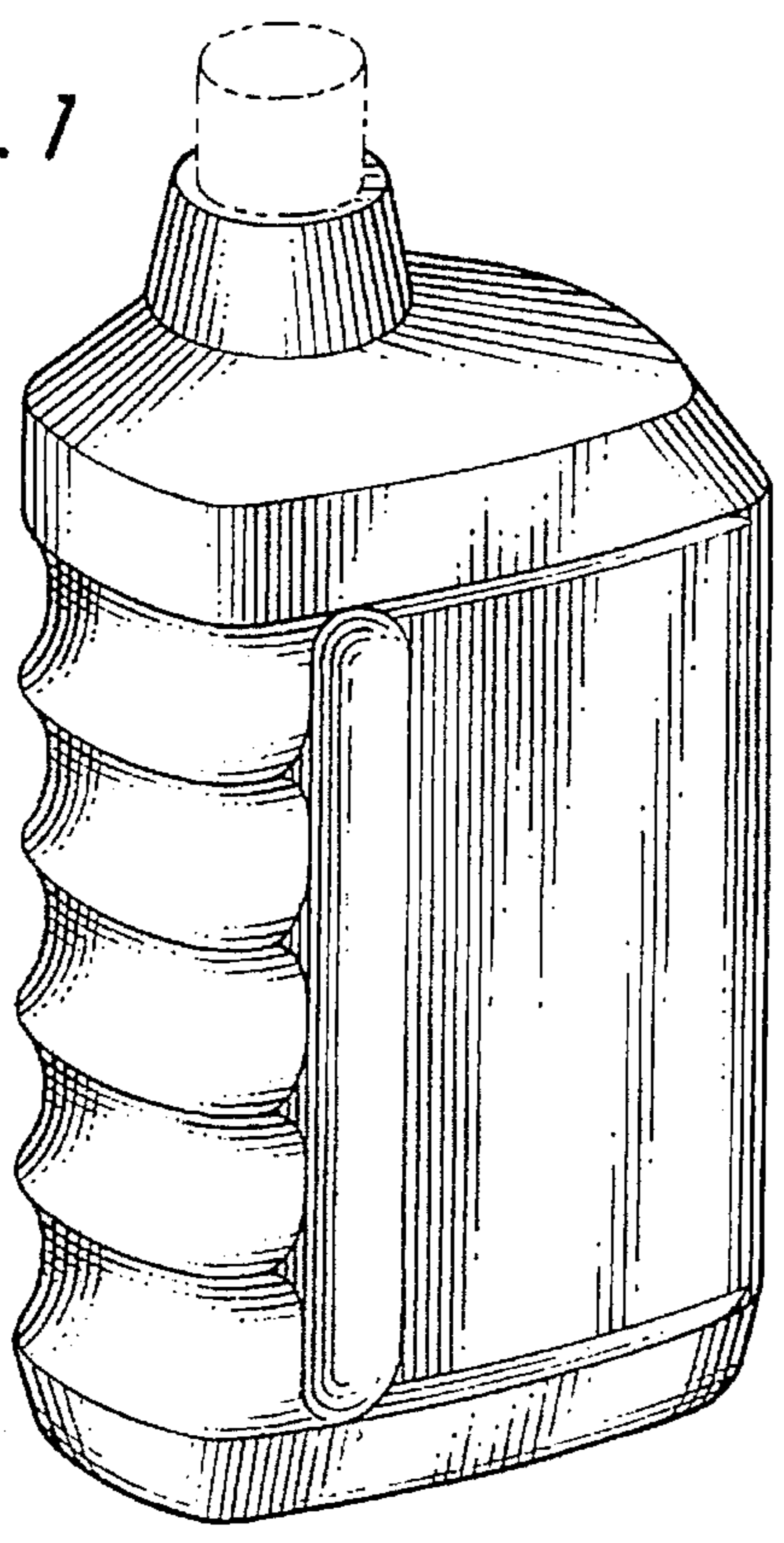


FIG. 2

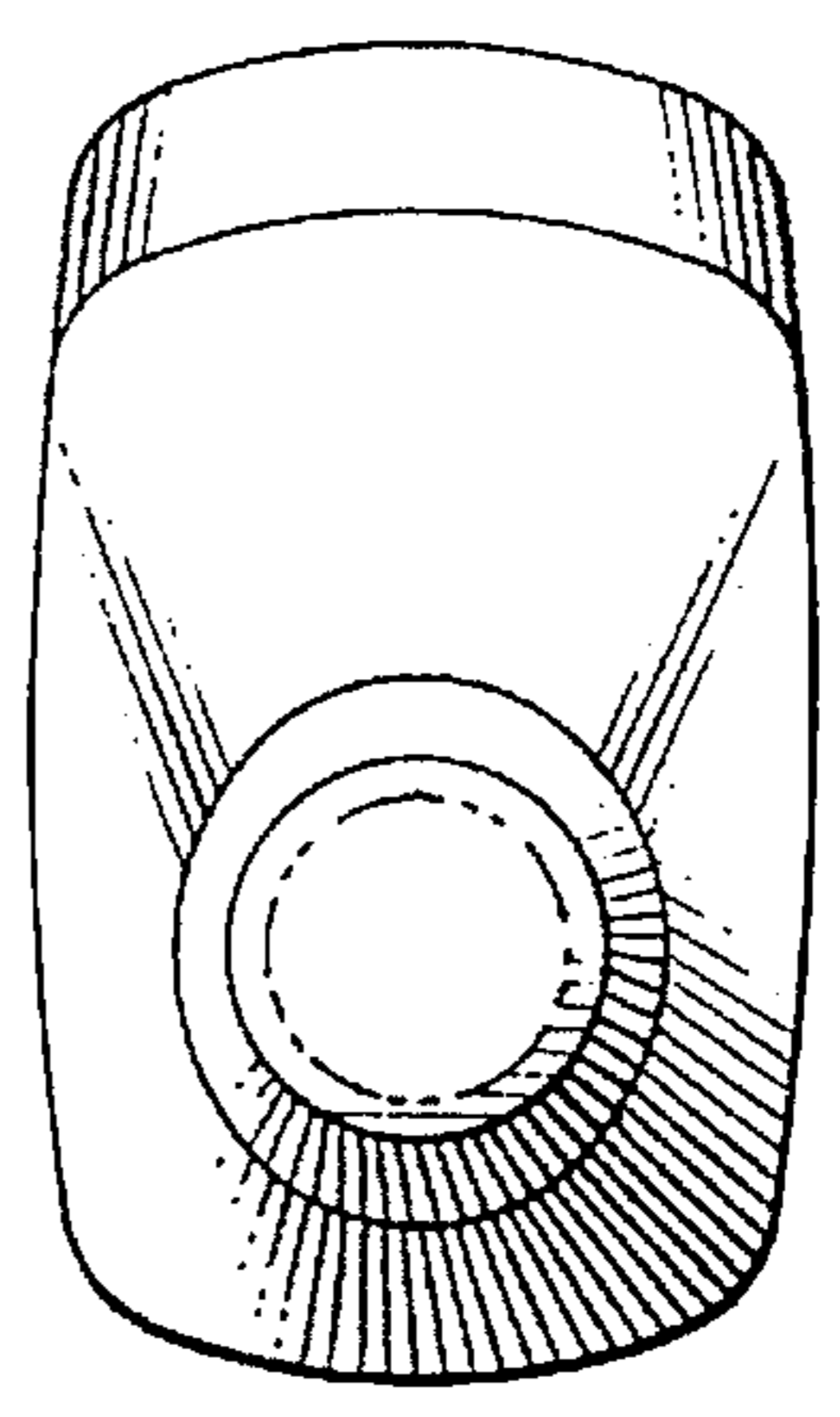


FIG. 4




FIG. 3

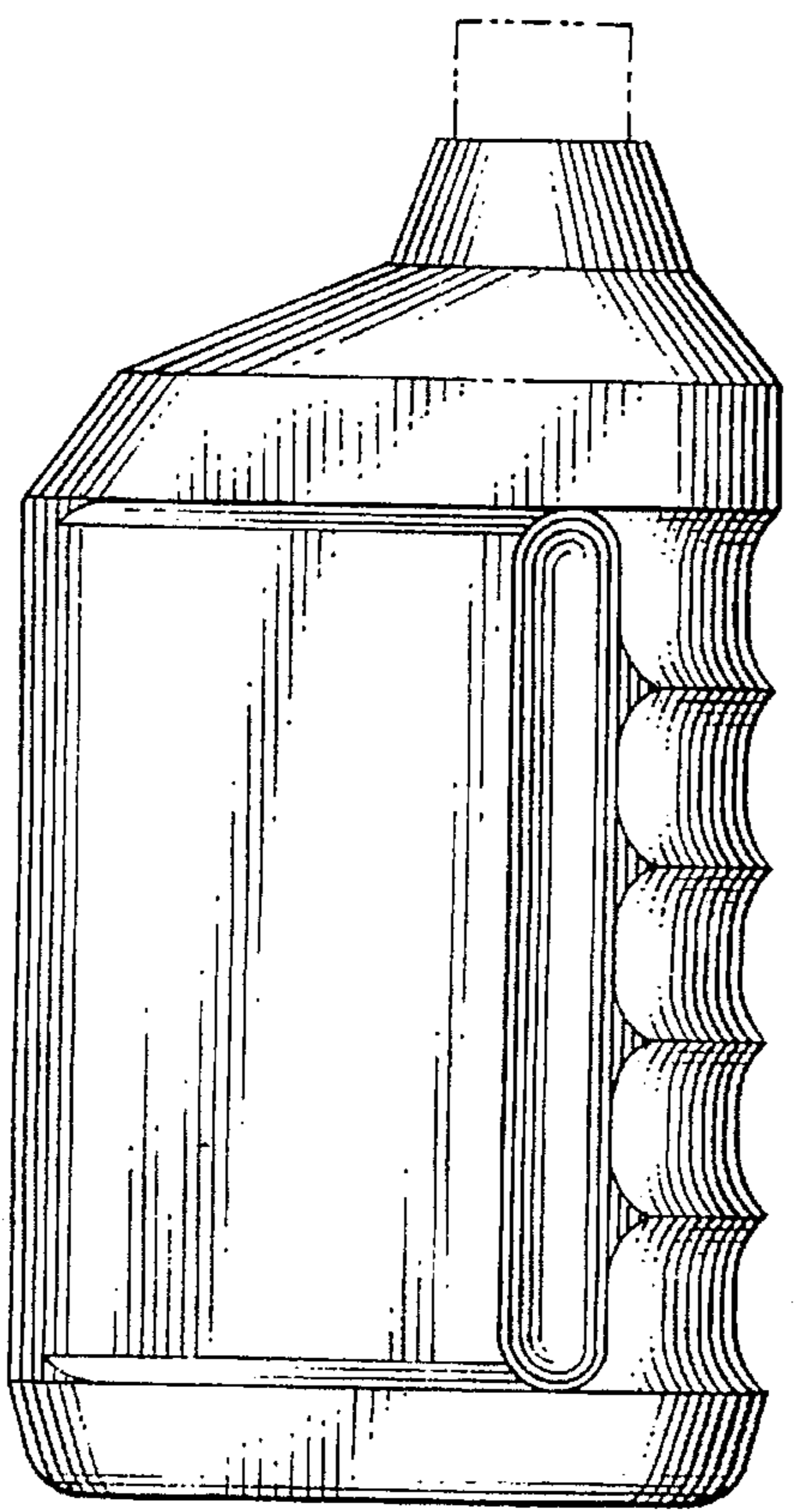


FIG. 5

