



US00D379307S

United States Patent [19] Marriage

[11] Patent Number: **Des. 379,307**

[45] Date of Patent: ****May 20, 1997**

[54] **COMBINED BOTTLE AND CAP**

[75] Inventor: **Keith D. Marriage**, Ealing, England

[73] Assignee: **SmithKline Beecham p.l.c.**, Brentford, England

[**] Term: **14 Years**

[21] Appl. No.: **48,585**

[22] Filed: **Jan. 4, 1996**

[30] **Foreign Application Priority Data**

Jul. 4, 1995 [GB] United Kingdom 2048585

[51] **LOC (6) Cl.** **09-01**

[52] **U.S. Cl.** **D9/503; D9/538**

[58] **Field of Search** D9/500, 503, 504,
D9/505, 537-541, 545; 215/382, 383, 384,
400

[56] **References Cited**

U.S. PATENT DOCUMENTS

- D. 73,288 8/1927 Harrison D9/538
- D. 75,379 5/1928 Mas D9/540
- D. 100,930 8/1936 Thomas D9/500 X
- D. 102,674 1/1937 Bireley D9/538

- D. 193,032 6/1962 Waser D9/500
- D. 327,006 6/1992 Bostwick et al. D9/502
- 3,823,032 7/1974 Ukai D9/500 X

OTHER PUBLICATIONS

Drug & Cosmetic Industry, Aug. 1987, p. 56 "Pac-Tec Med-A-Safe" closure, bottom left.

Drug & Cosmetic Industry, Jun. 1979, p. 85, Owens-Illinois ribbed closure.

Primary Examiner—Lucy Lieberman
Attorney, Agent, or Firm—William T. King; Edward T. Lentz

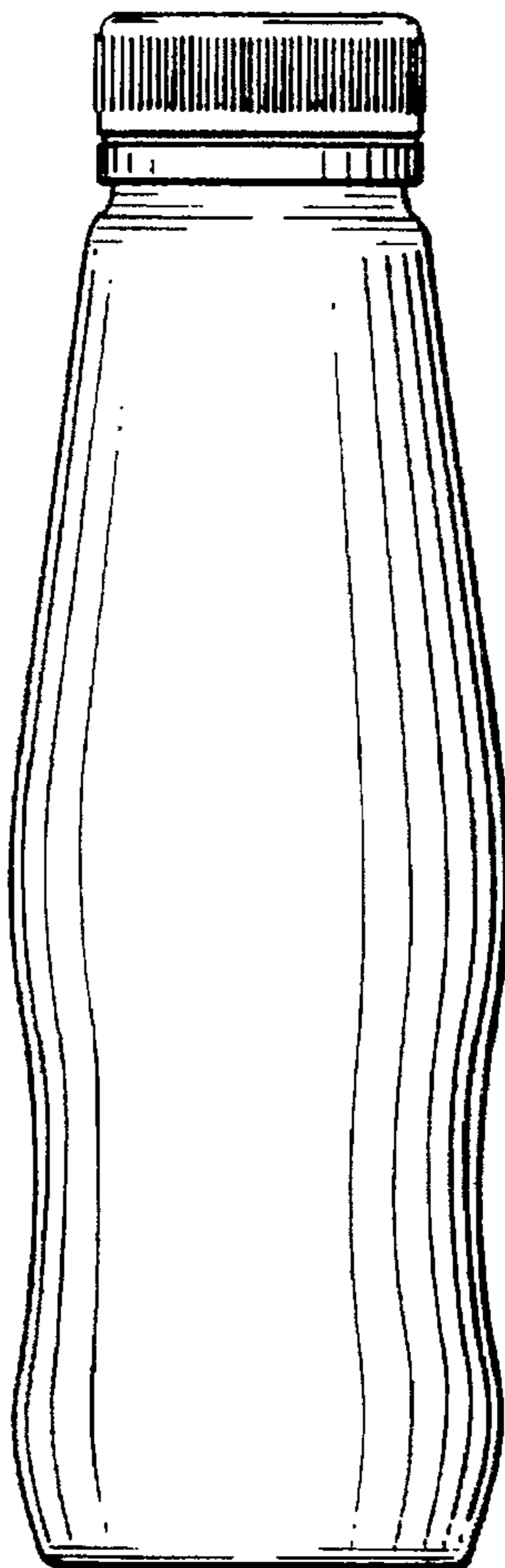
[57] **CLAIM**

The ornamental design for a combined bottle and cap, as shown and described.

DESCRIPTION

FIG. 1 is a perspective view from the front and one side of the combined bottle and cap;
FIG. 2 is a plan view from above;
FIG. 3 is a plan view from below; and,
FIG. 4 is a front elevation of the combined bottle and cap, the rear and side elevations are the same.

1 Claim, 1 Drawing Sheet



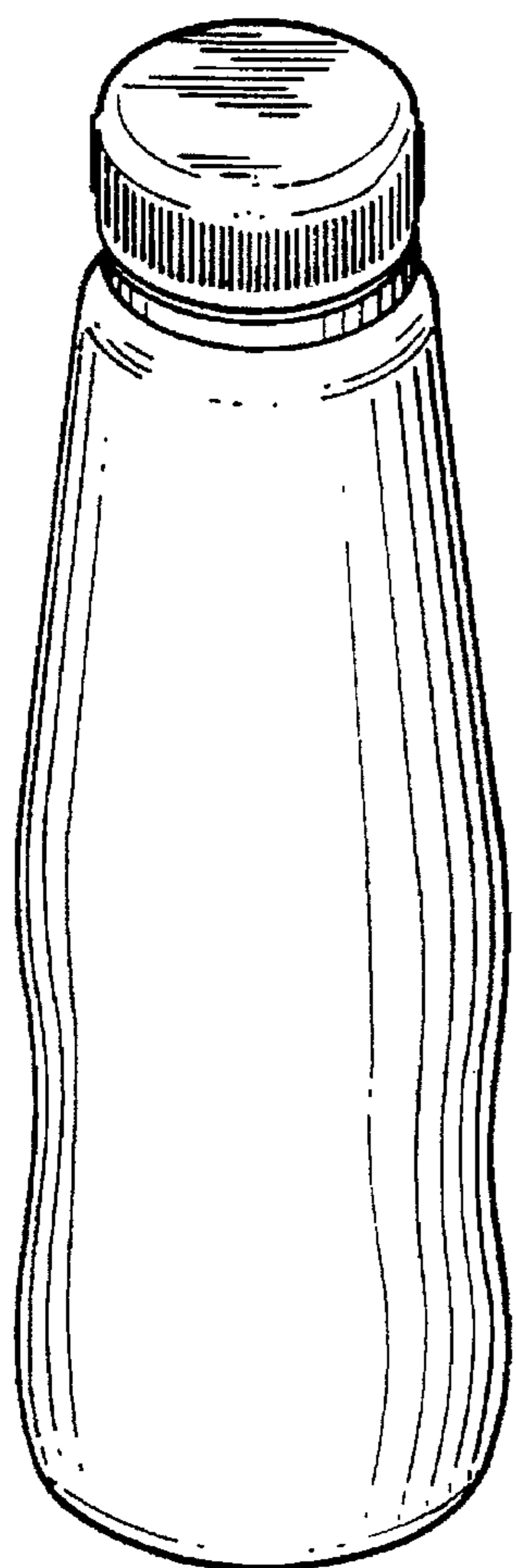


Fig. 1

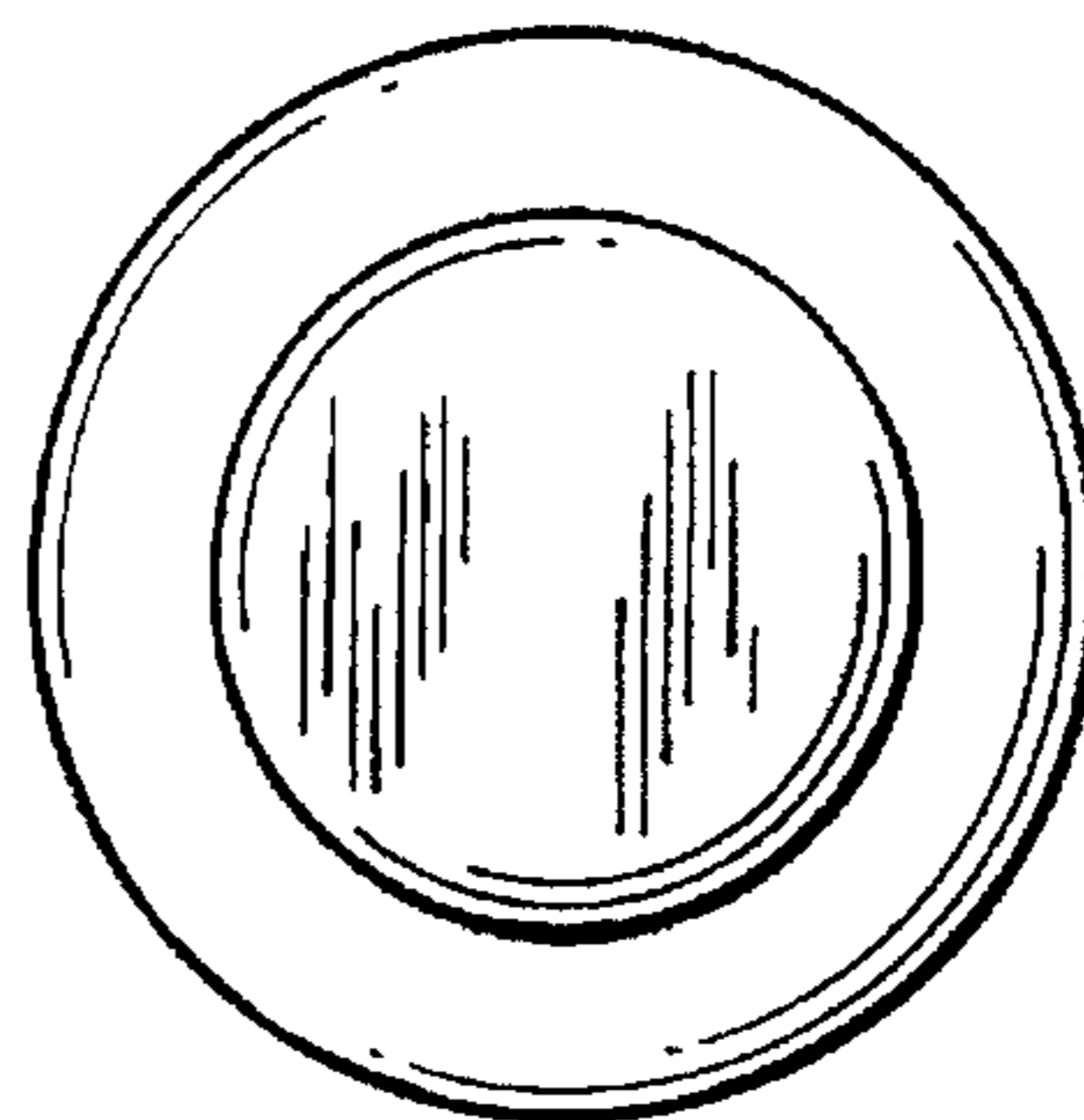


Fig. 2

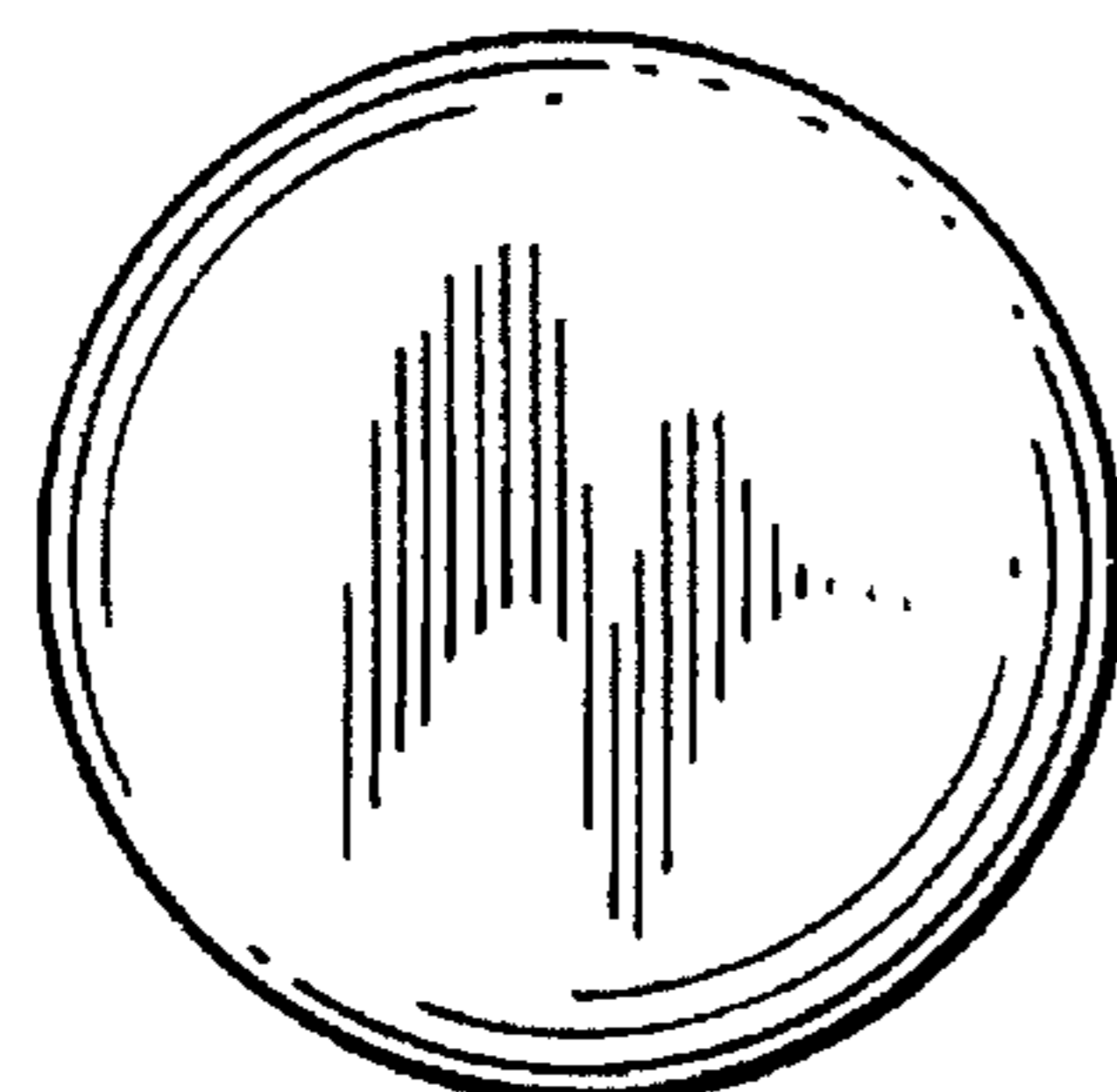


Fig. 3

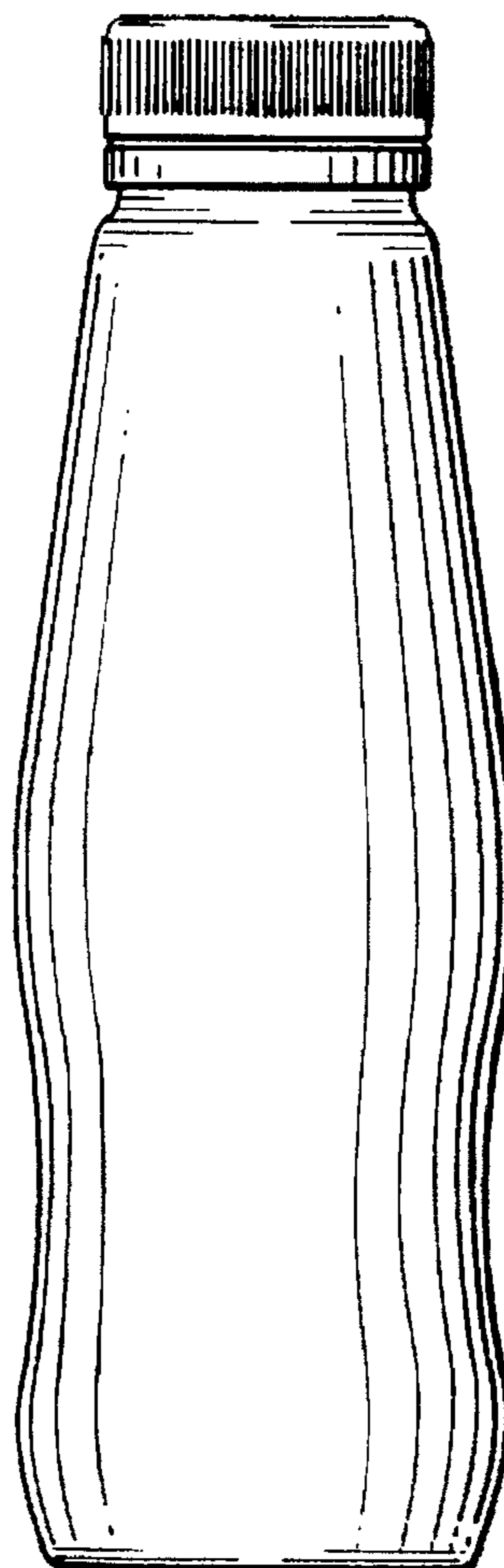


Fig. 4