



US00D379297S

United States Patent [19]
Shires

[11] **Patent Number:** **Des. 379,297**
[45] **Date of Patent:** ****May 20, 1997**

[54] **SHOWER CURTAIN ROD**

2,927,762 3/1960 Owsiale 248/262

[76] **Inventor:** **Robert Shires**, 6 Morganton Hwy.,
Rutherfordton, N.C. 28139

Primary Examiner—Holly H. Baynham
Attorney, Agent, or Firm—Dority & Manning

[**] **Term:** **14 Years**

[57] **CLAIM**

[21] **Appl. No.:** **51,993**

The ornamental design for a shower curtain rod, as shown and described.

[22] **Filed:** **Mar. 21, 1996**

DESCRIPTION

[51] **LOC (6) Cl.** **08-05**

[52] **U.S. Cl.** **D8/376**

[58] **Field of Search** D8/376, 377, 355;
D6/549; 248/200.1, 262; 160/330

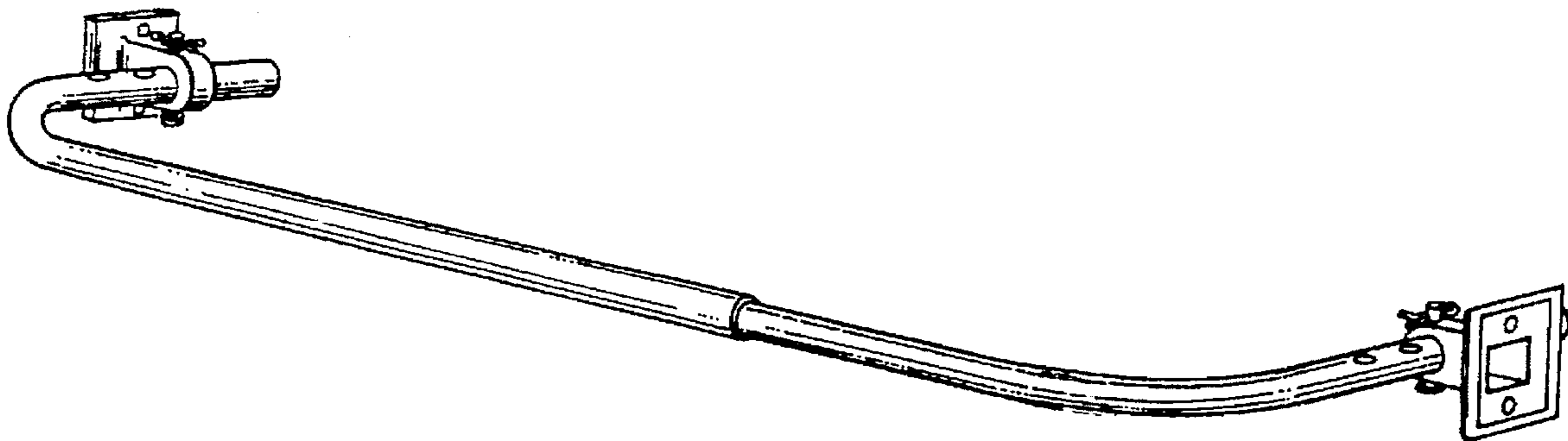
FIG. 1 is a front perspective view of a shower curtain rod;
FIG. 2 is a top plan view of the shower curtain rod;
FIG. 3 is a front elevation view of the shower curtain rod;
FIG. 4 is a bottom plan view of the shower curtain rod;
FIG. 5 is a back elevation view of the shower curtain rod;
FIG. 6 is a left edge view of the shower curtain rod;
FIG. 7 is a right edge view of the shower curtain rod; and
FIG. 8 is a rear elevation view of the shower curtain rod.

[56] **References Cited**

U.S. PATENT DOCUMENTS

D. 182,208	2/1958	Sova	D6/549
D. 184,323	1/1959	Spielman	D6/549
2,682,385	6/1954	Schluter	248/262

1 Claim, 2 Drawing Sheets



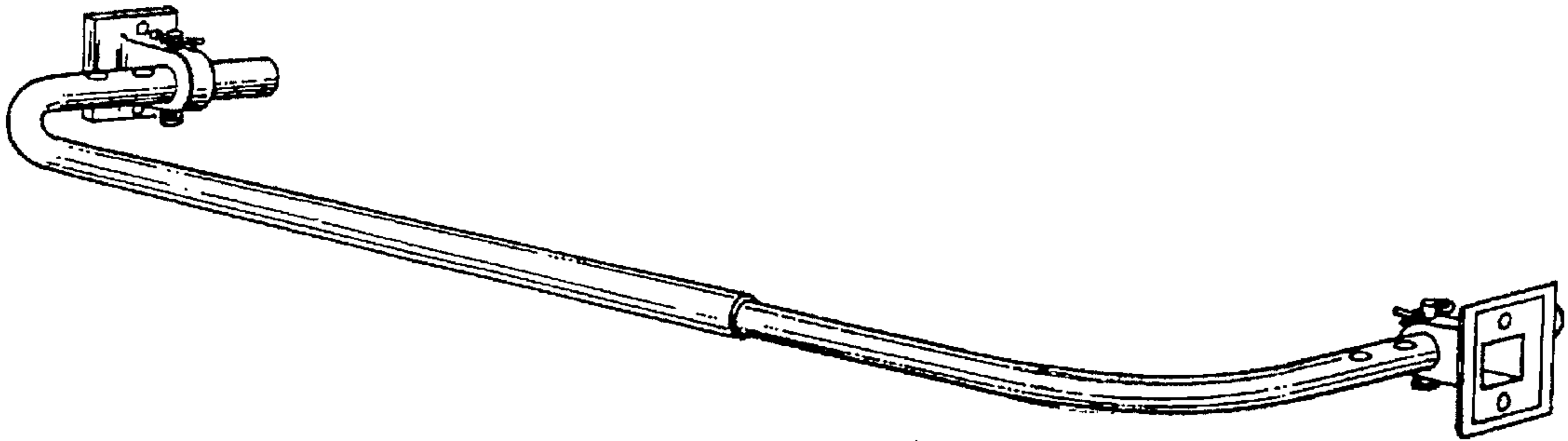


Fig. 1



Fig. 2




Fig. 3

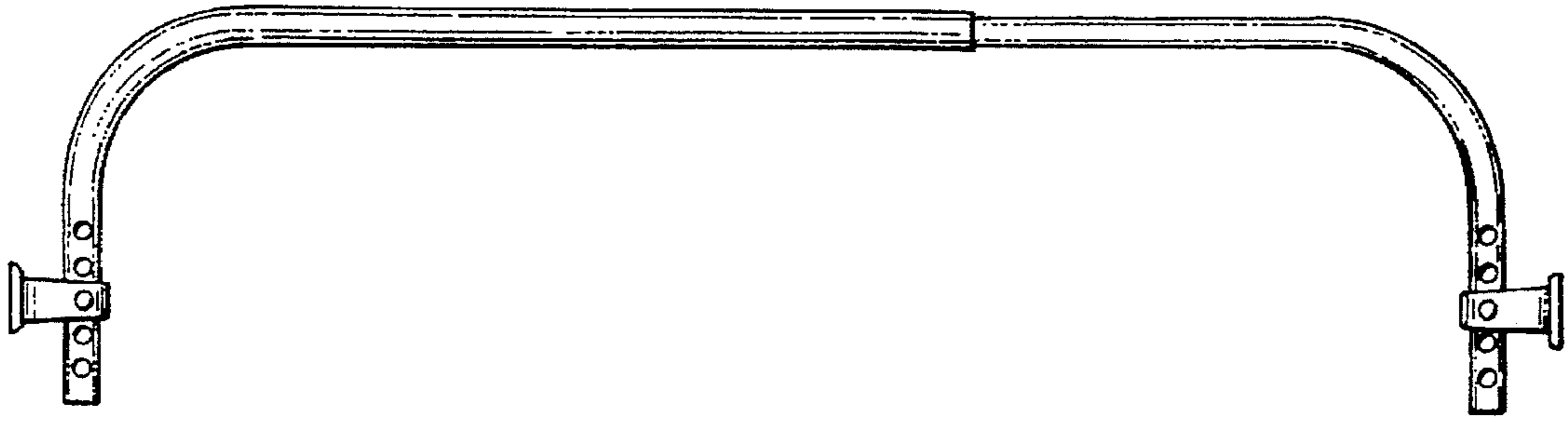


Fig. 4




Fig. 5



Fig. 6

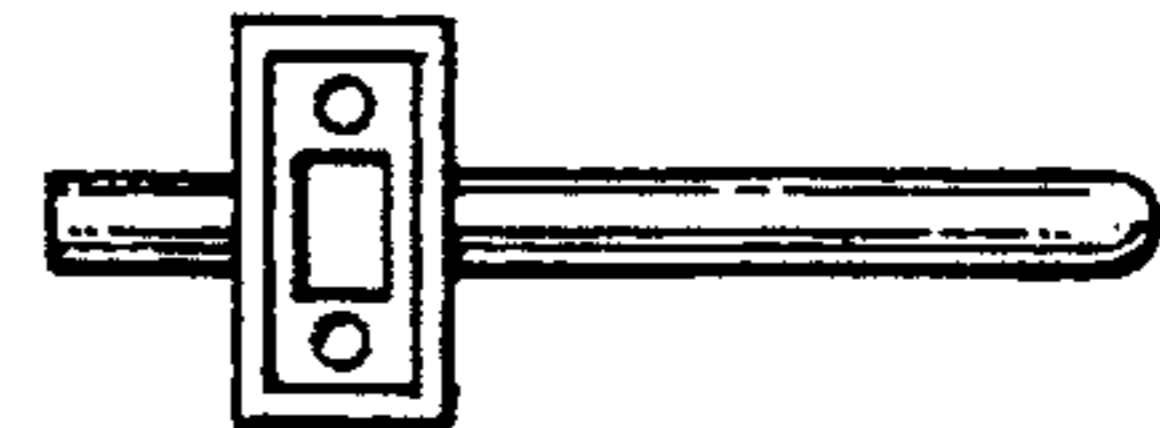


Fig. 7




Fig. 8