



US00D379294S

**United States Patent** [19]  
**Lum**

[11] **Patent Number: Des. 379,294**  
[45] **Date of Patent: \*\*May 20, 1997**

[54] **FOLDING KNIFE**

[75] **Inventor: Robert W. Lum, Eugene, Oreg.**

[73] **Assignee: Spyderco, Inc., Golden, Colo.**

[\*\*] **Term: 14 Years**

[21] **Appl. No.: 49,486**

[22] **Filed: Jan. 26, 1996**

[51] **LOC (6) Cl. .... 08-03**

[52] **U.S. Cl. .... D8/99**

[58] **Field of Search ..... D8/98, 99; D22/118;  
30/155, 156, 157, 158, 159, 160, 161, 162**

[56] **References Cited**

**U.S. PATENT DOCUMENTS**

D. 256,981	9/1980	Sakurai	.....	D8/99
D. 310,014	8/1990	Inman	.....	D8/99
D. 321,820	11/1991	Russell	.....	D8/99
D. 366,408	1/1996	Sessions et al.	.....	D8/99
4,719,700	1/1988	Taylor, Jr.	.....	30/158
5,060,379	10/1991	Neely	.....	30/157

**OTHER PUBLICATIONS**

Smokey MTN Knife Works Catalog, 1995, p. 91, Frost Cutlery Knives.

Shomer-Tec Catalog, 1996, p. 75, Spyderco Knives.

*Primary Examiner*—Philip S. Hyder

*Attorney, Agent, or Firm*—Sheridan Ross P.C.

[57] **CLAIM**

The ornamental design for a folding knife, as shown and described.

**DESCRIPTION**

FIG. 1 is a rear elevational view of a knife showing my new design;

FIG. 2 is a top plan view of the knife illustrated in FIG. 1;

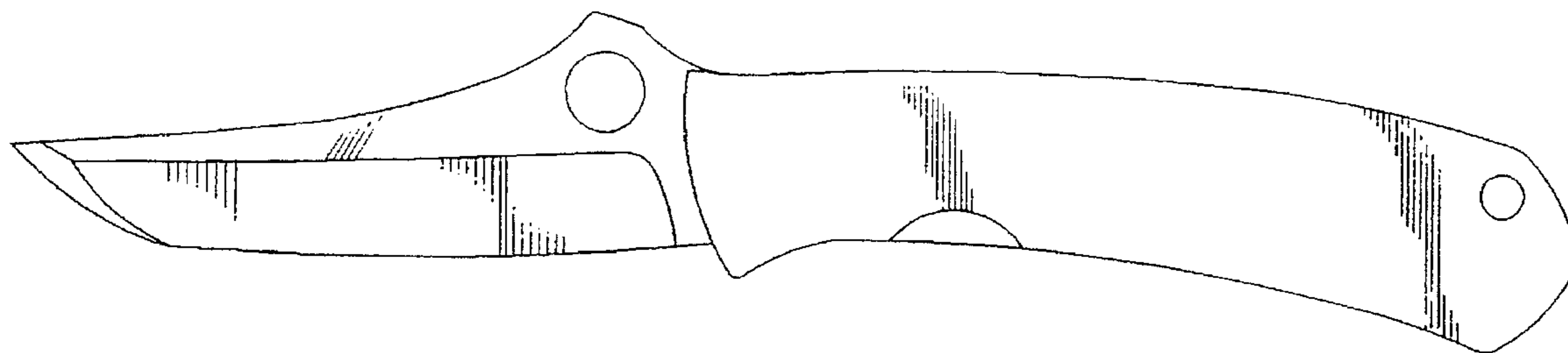
FIG. 3 is a front elevational view of the knife illustrated in FIG. 1;

FIG. 4 is a bottom plan view of the knife illustrated in FIG. 1;

FIG. 5 is a left side view of the knife illustrated in FIG. 1; and,

FIG. 6 is a right side view of the knife illustrated in FIG. 1.

**1 Claim, 1 Drawing Sheet**



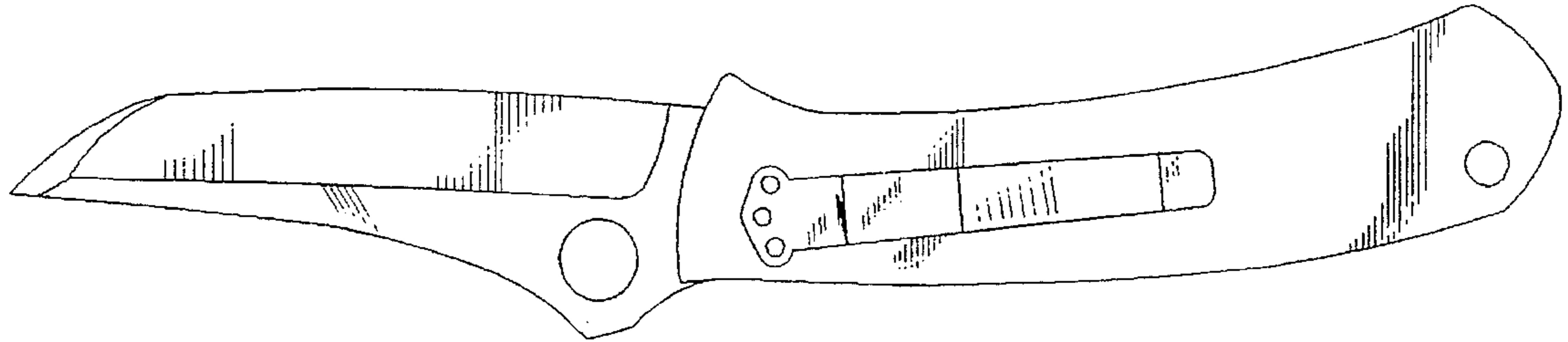


Fig. 1



Fig. 2

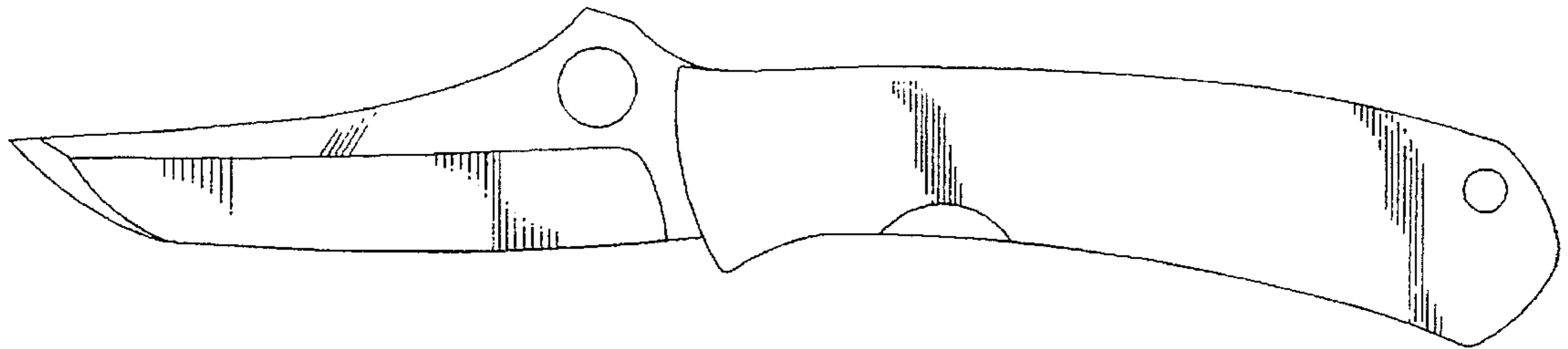


Fig. 3

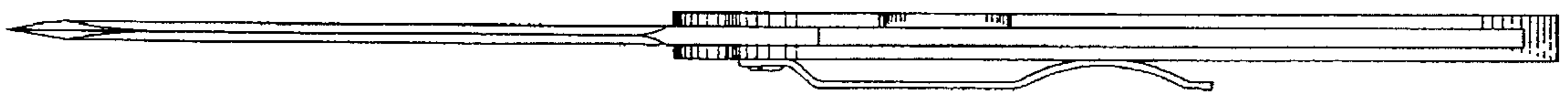


Fig. 4



Fig. 5



Fig. 6