



US00D379270S

United States Patent [19] Voyce

[11] Patent Number: **Des. 379,270**
[45] Date of Patent: ****May 20, 1997**

[54] **SWING SUPPORT**

D. 364,969 12/1995 Boone D6/347

[76] Inventor: **Jason M. Voyce**, 509 Craven St., New Bern, N.C. 28560

OTHER PUBLICATIONS

Furniture South, vol. 52 #4, Apr. 1973, p. 111, swing shown center page.

[**] Term: **14 Years**

Primary Examiner—Gary D. Watson
Attorney, Agent, or Firm—Brian D. Voyce

[21] Appl. No.: **46,898**

[22] Filed: **Nov. 20, 1995**

[57] **CLAIM**

[51] **LOC (6) Cl.** **06-01**

The ornamental design for a swing support, as shown and described.

[52] **U.S. Cl.** **D6/347**

[58] **Field of Search** D6/334, 335, 344, D6/347, 374, 375, 500, 501, 502; D21/246; 297/280, 281, 452.13, 452.19, 452.2; 472/118, 125

DESCRIPTION

FIG. 1 is a side elevational view of a swing support showing my new design; FIG. 2 is a front perspective view; and, FIG. 3 is a rear perspective view thereof. FIG. 2 has been shown on a reduced scale with respect to FIGS. 1 and 3.

[56] **References Cited**

U.S. PATENT DOCUMENTS

- D. 230,921 3/1974 Bonnell et al. D6/347
- D. 236,060 7/1975 Gass D6/347
- D. 313,513 1/1991 Girecky et al. D6/347

1 Claim, 3 Drawing Sheets




FIGURE 1

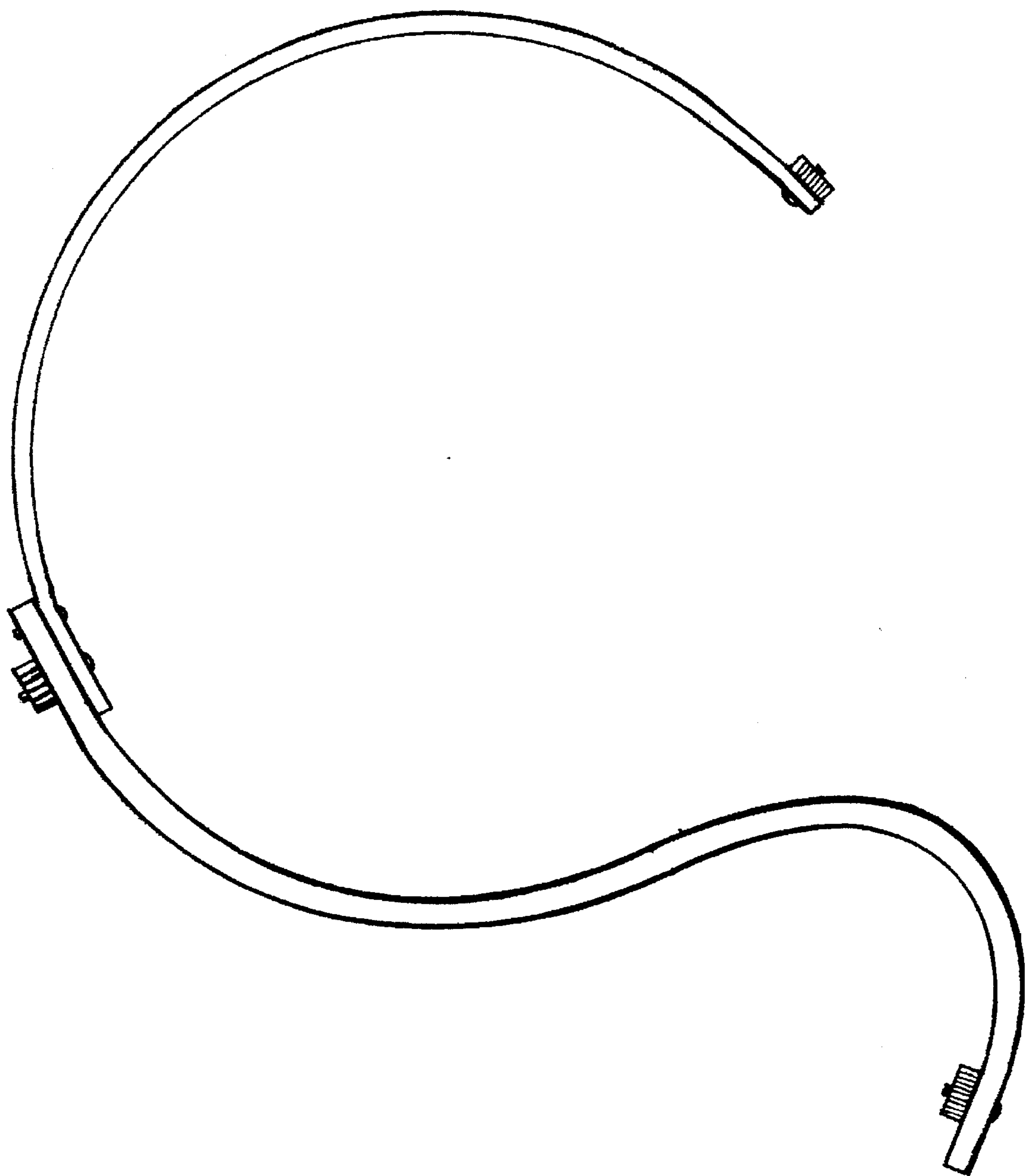


FIGURE 2




FIGURE 3

