



US00D379260S

**United States Patent** [19]  
**Levy**

[11] **Patent Number: Des. 379,260**  
[45] **Date of Patent: \*\*May 20, 1997**

[54] **WRIST BAND**

[76] **Inventor: Roberta Levy, P.O. Box 401, Merrick, N.Y. 11566**

[\*\*] **Term: 14 Years**

[21] **Appl. No.: 43,906**

[22] **Filed: Sep. 14, 1995**

[51] **LOC (6) Cl. .... 02-06**

[52] **U.S. Cl. .... D2/610; D2/624; D21/100**

[58] **Field of Search .... D2/600, 610, 621, D2/624, 625, 627, 980, 634; D21/100; 2/162, 170; 428/4, 28; 28/147**

[56] **References Cited**

**U.S. PATENT DOCUMENTS**

D. 284,487	7/1986	Pratt	.....	D21/100
D. 359,843	7/1995	Jones	.....	D2/980
D. 367,152	2/1996	Carp	.....	D2/610
5,070,544	12/1991	Alicerti et al.	.....	2/170
5,234,725	8/1993	Smith	.....	2/170 X

**OTHER PUBLICATIONS**

The Complete Encyclopedia of Crafts vol. 10 p. 1063 Jul. 1988.

*Primary Examiner*—Paula A. Mortimer  
*Attorney, Agent, or Firm*—Myron Amer, PC

[57] **CLAIM**

The ornamental design for wrist band, as shown and described.

**DESCRIPTION**

FIG. 1 is an exploded front perspective view of a wrist band showing my new design, the fringe is drawn broken away for purposes of illustration;

FIG. 2 is a front elevational view thereof;

FIG. 3 is a rear elevational view thereof;

FIG. 4 is a top view thereof; and,

FIG. 5 is a front perspective view thereof.

The broken line showing of the human form in FIG. 5 is for illustrative purposes only and forms no part of the claimed design.

**1 Claim, 4 Drawing Sheets**

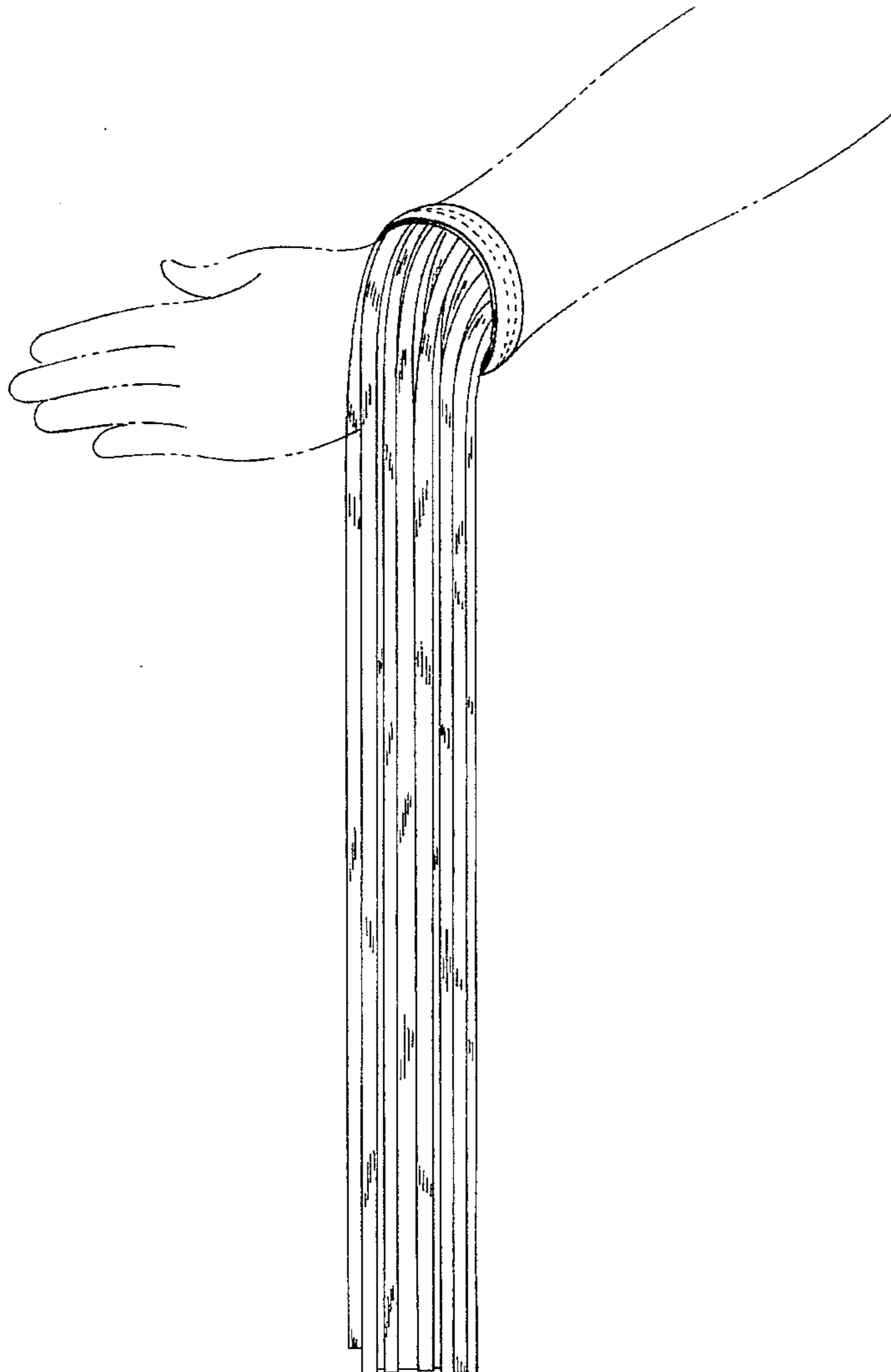


FIG. 1

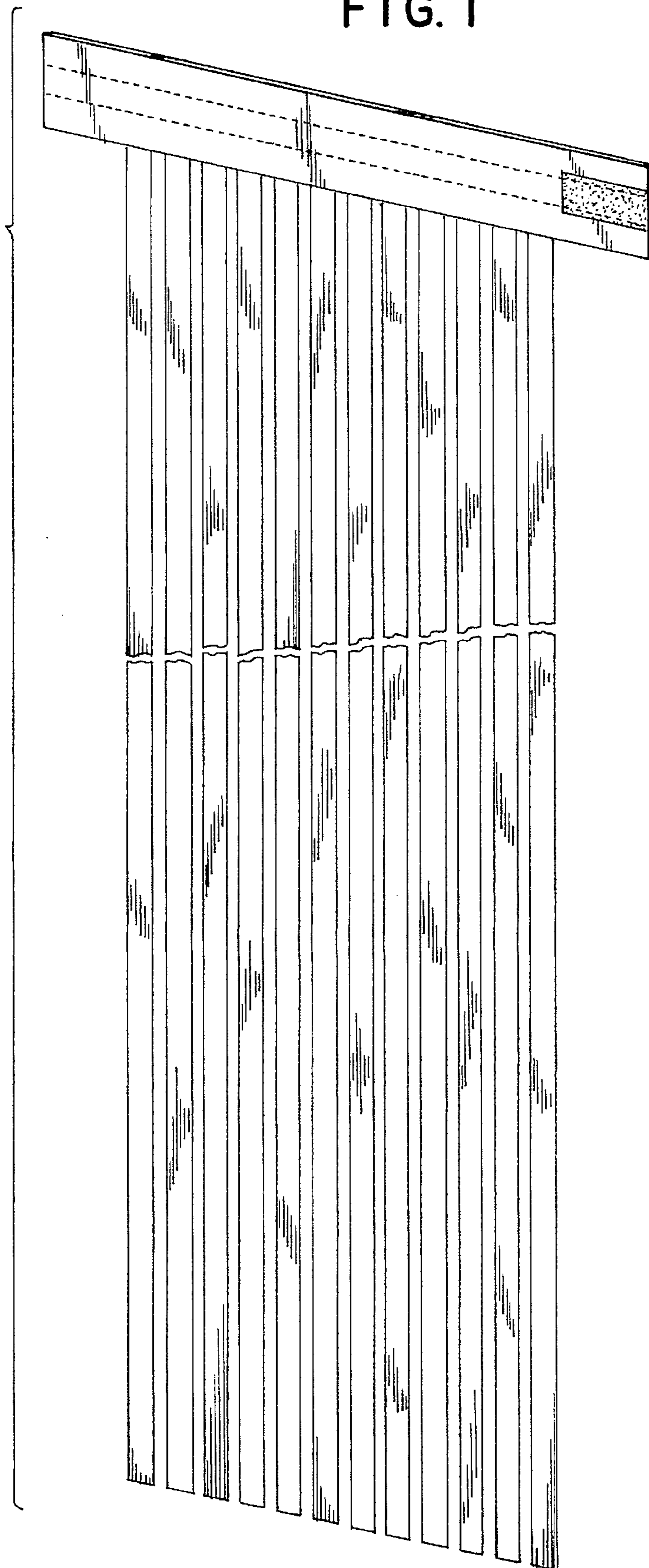


FIG. 2

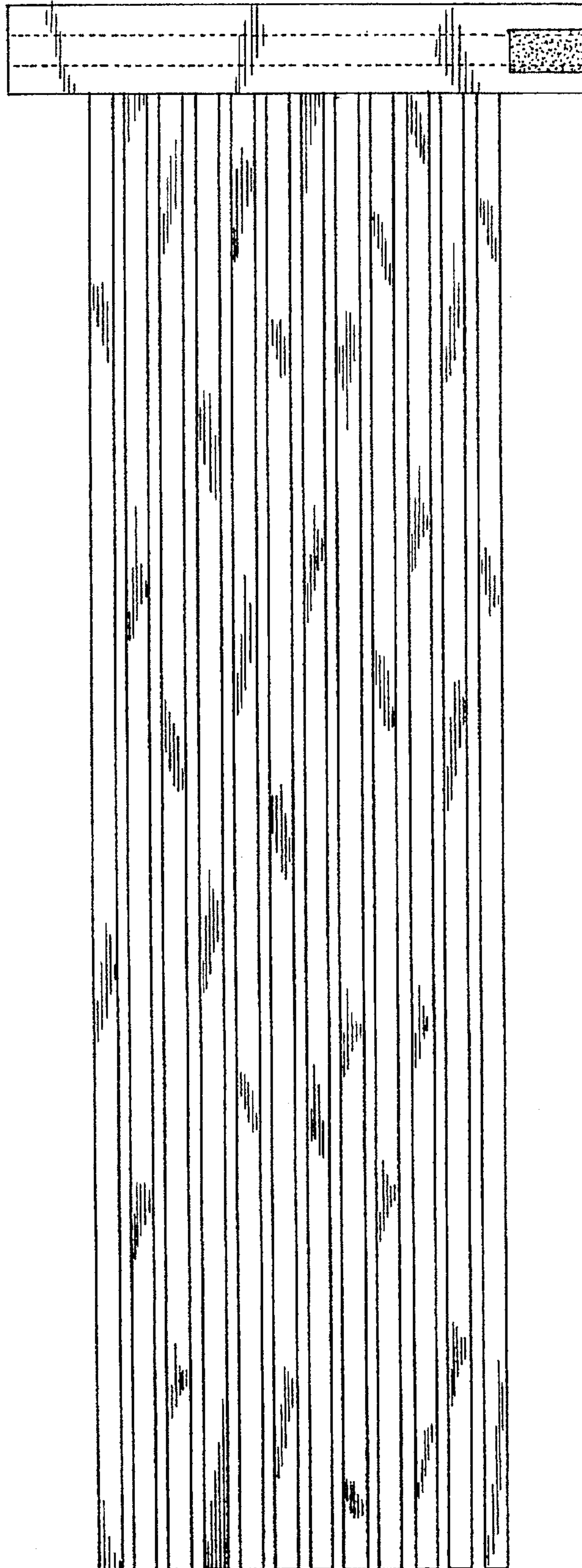


FIG. 3

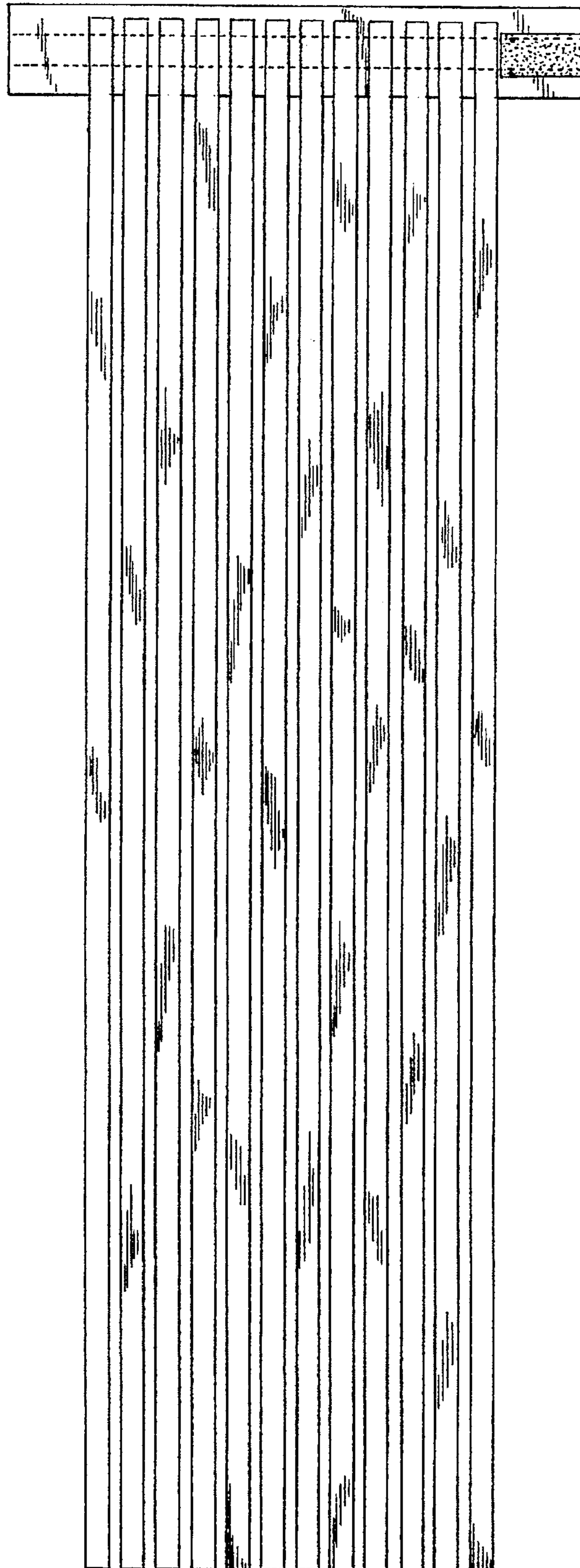


FIG. 4




FIG. 5

