



US00D379259S

United States Patent [19]
Kayano

[11] **Patent Number: Des. 379,259**
[45] **Date of Patent: **May 20, 1997**

[54] **SHOE SOLE**
[75] **Inventor: Toshikazu Kayano, Irvine, Calif.**
[73] **Assignee: Asics Corporation, Kobe, Japan**
[**] **Term: 14 Years**
[21] **Appl. No.: 52,534**
[22] **Filed: Apr. 3, 1996**
[51] **LOC (6) Cl. 02-04**
[52] **U.S. Cl. D2/953; D2/954; D2/957;**
D2/960
[58] **Field of Search D2/897, 902, 906,**
D2/908, 946-960, 962, 964; 36/101, 103,
104, 106, 113-115, 124, 126, 127-130,
3 B, 12-15, 22 R, 25 R, 32 R, 32 A, 172

D. 348,558 7/1994 Saez D2/956
D. 351,055 10/1994 Buck, IV D2/953
D. 360,292 7/1995 O'Rorke et al. D2/951
D. 367,554 3/1996 James D2/912
2,394,454 2/1946 Kappeler 36/59 C
4,777,738 10/1988 Giese et al. 36/32 R

Primary Examiner—Celia Murphy
Attorney, Agent, or Firm—Michael E. Zall

[57] **CLAIM**

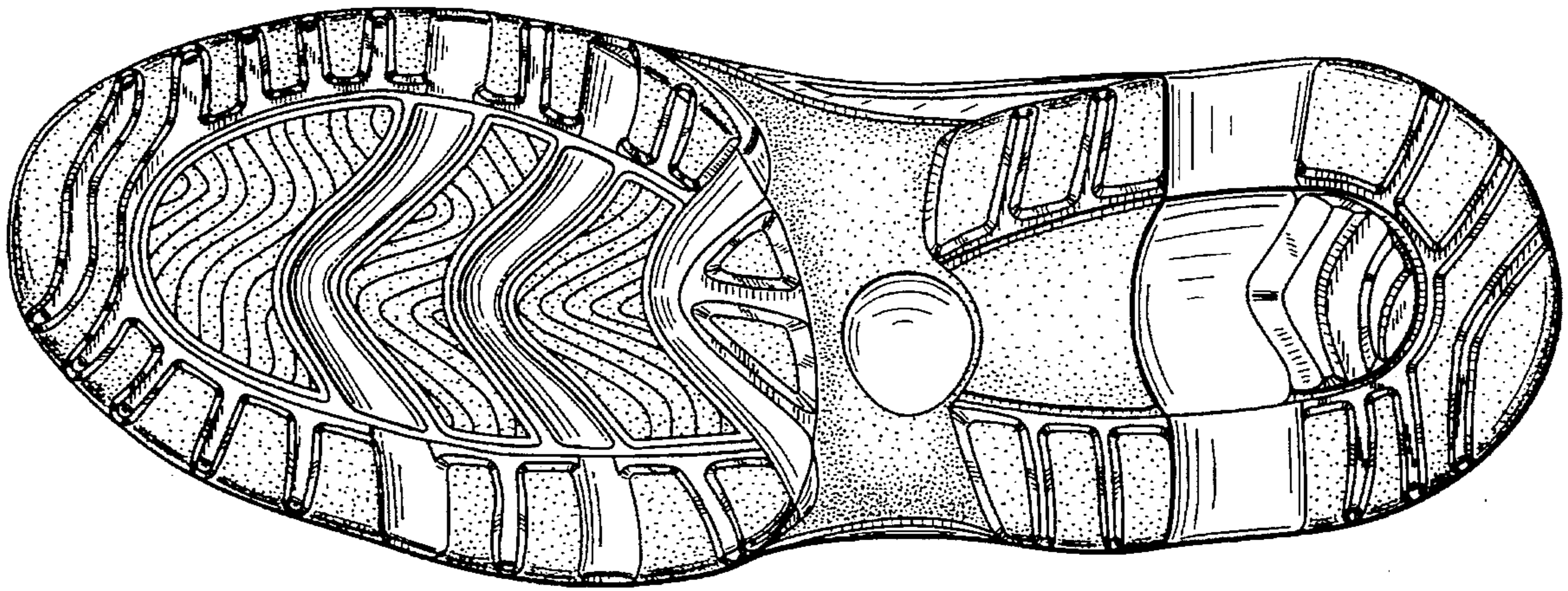
The ornamental design for a shoe sole, as shown and described.

DESCRIPTION

FIG. 1 is a right side elevational view of a shoe sole showing our new design in use, the broken line showing of a shoe being for illustrative purposes only and forming no part of the claimed design;
FIG. 2 is a left side elevational view thereof;
FIG. 3 is a top plan view thereof;
FIG. 4 is a bottom plan view thereof;
FIG. 5 is a front elevational view thereof; and,
FIG. 6 is a rear elevational view thereof.

[56] **References Cited**
U.S. PATENT DOCUMENTS
D. 337,427 7/1993 Tonkel D2/953
D. 339,463 9/1993 Dyer et al. D2/960
D. 339,465 9/1993 Teague D2/953
D. 343,048 1/1994 Hauglin D2/957

1 Claim, 5 Drawing Sheets



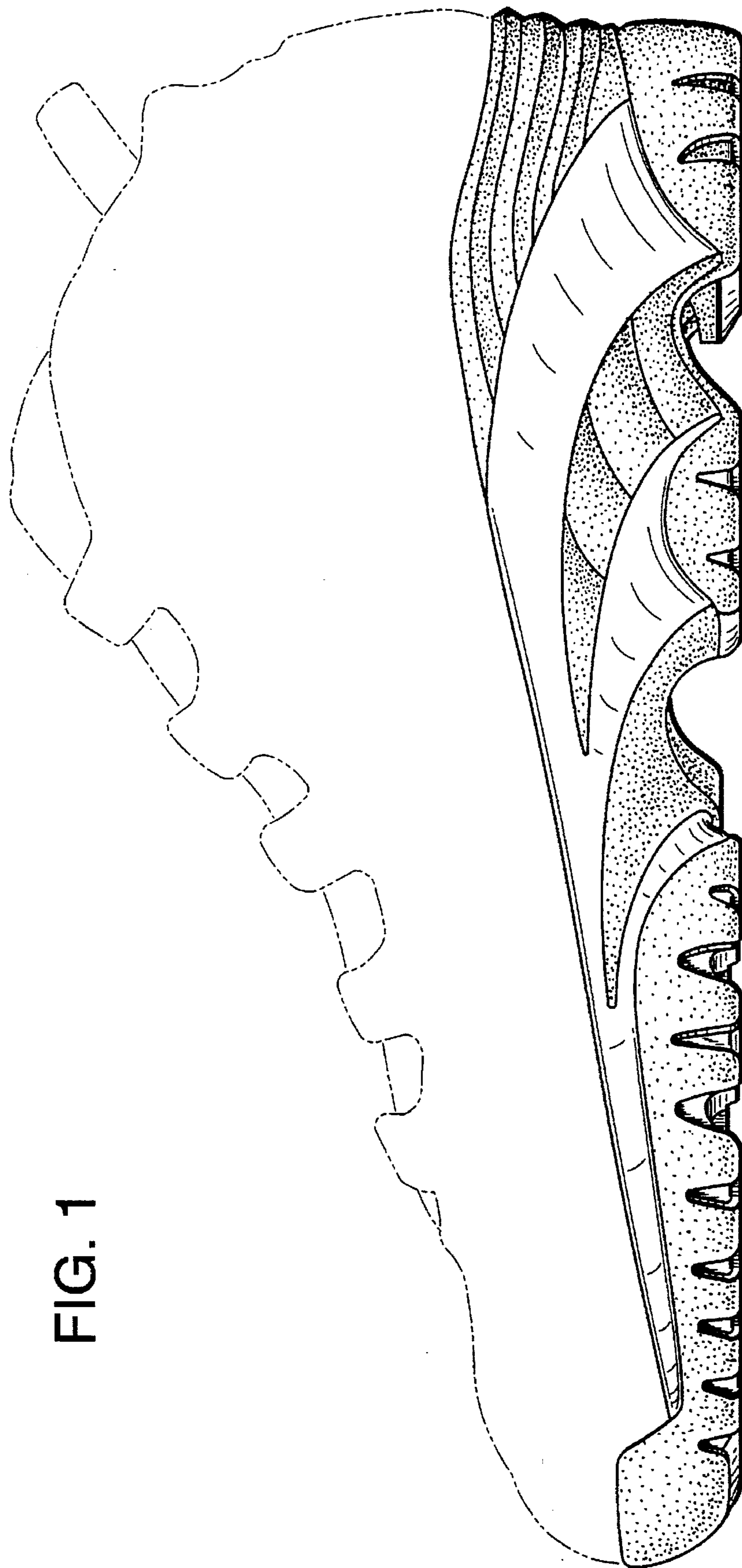
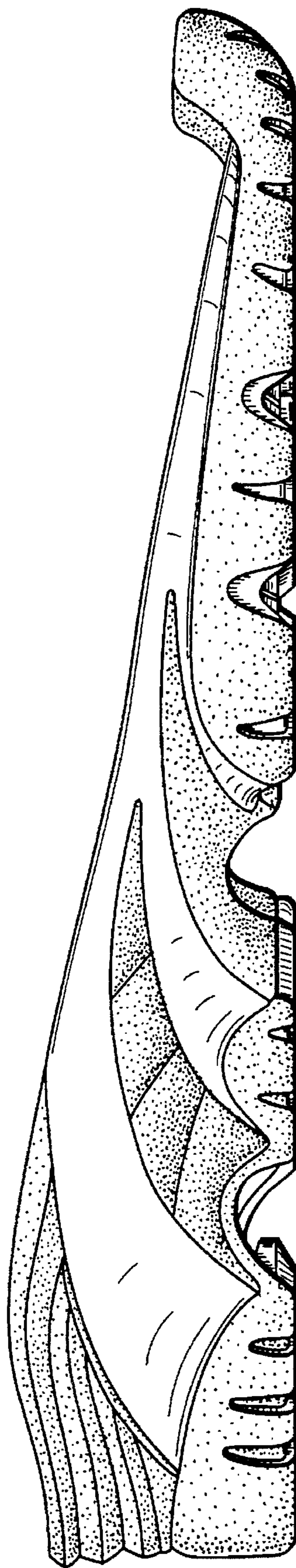


FIG. 1

FIG. 2



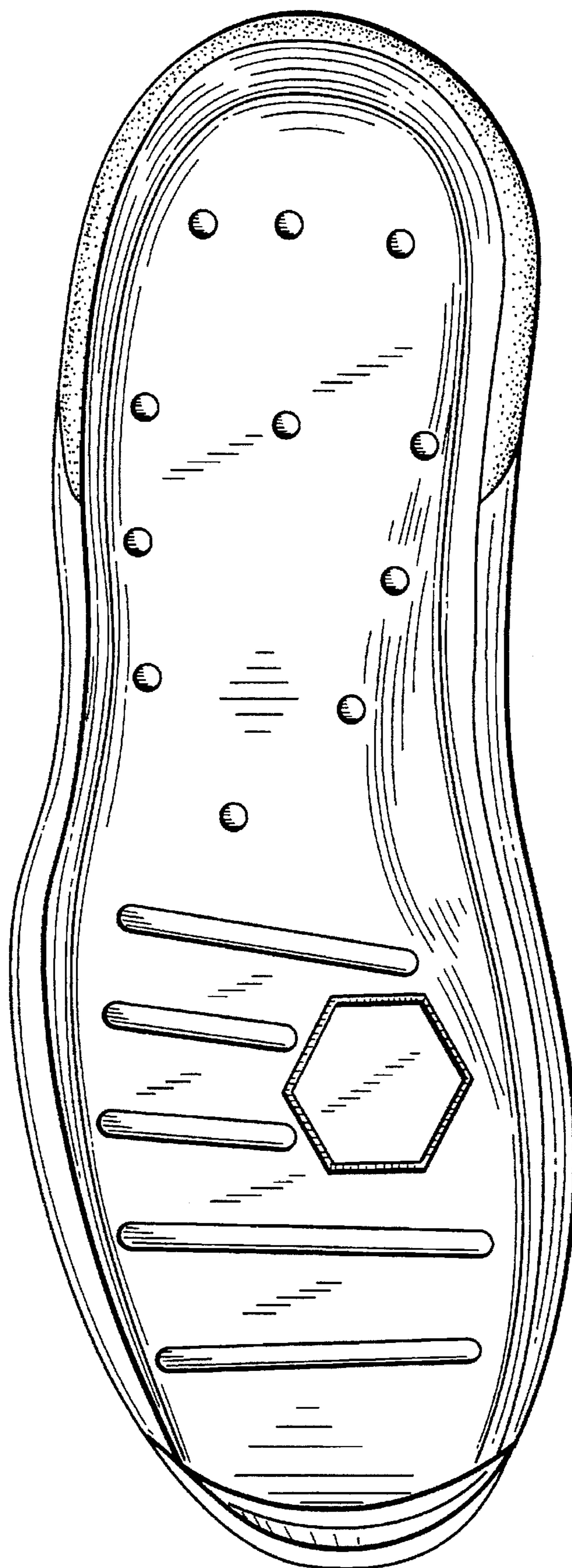


FIG. 3

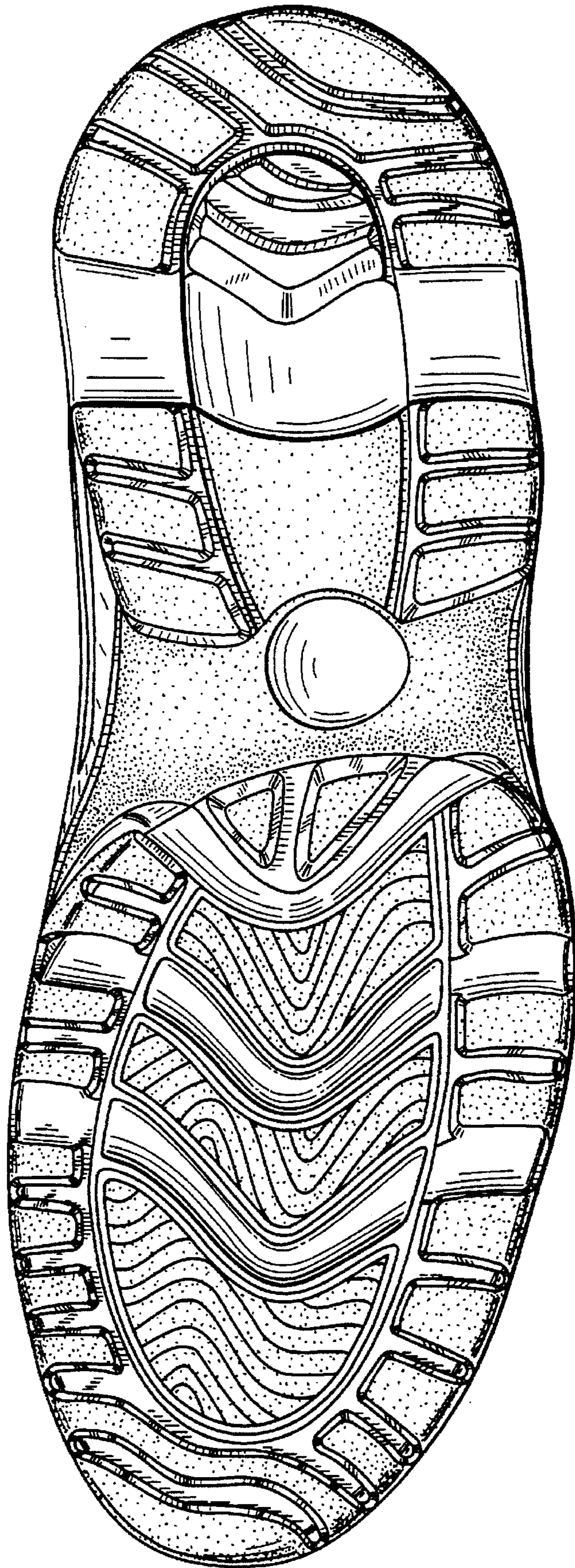


FIG. 4

FIG. 5

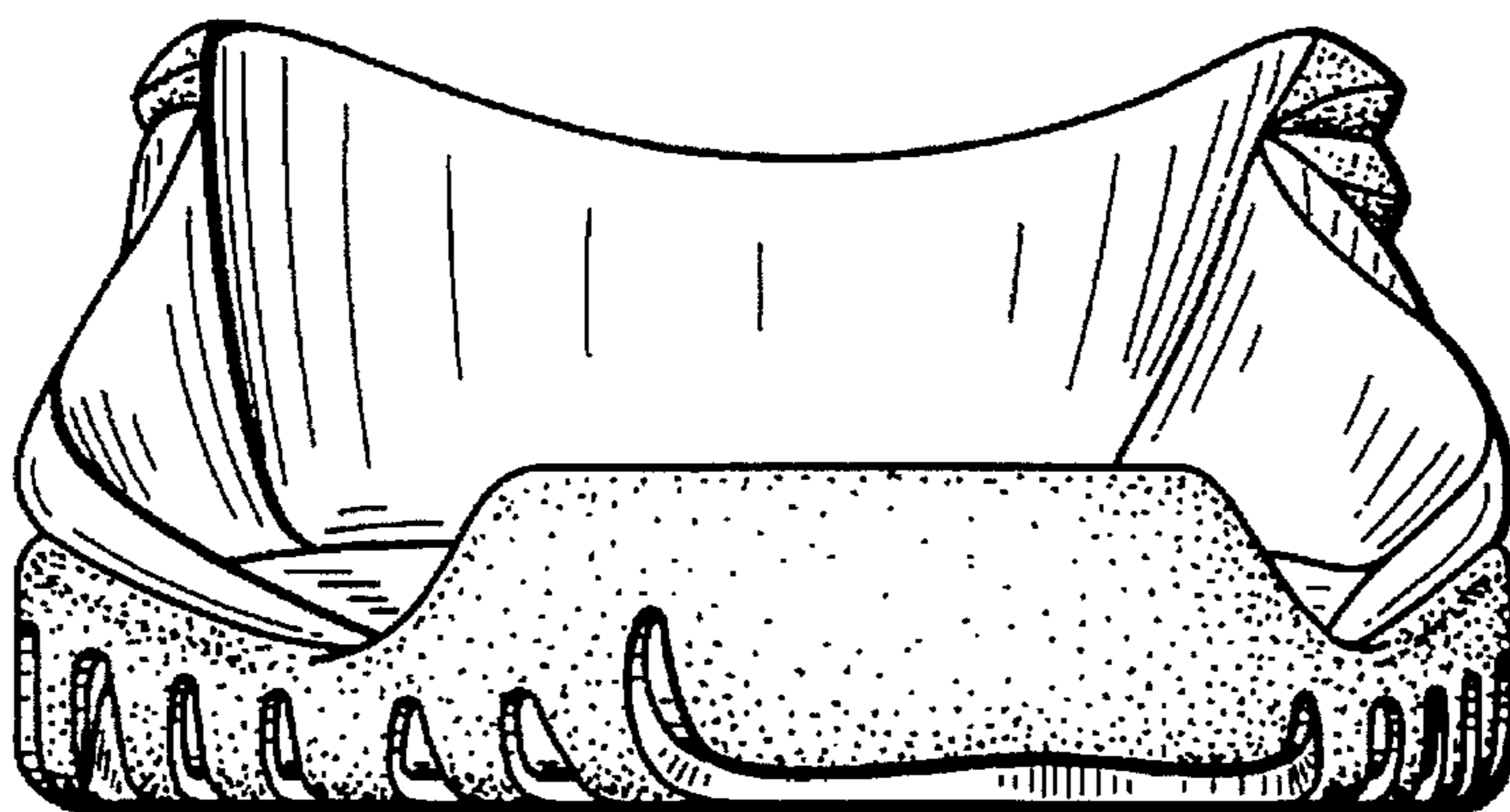


FIG. 6

