



US00D379256S

# United States Patent [19]

Tipp

[11] Patent Number: **Des. 379,256**

[45] Date of Patent: **\*\*May 13, 1997**

[54] **GAME SCRAPER**

D. 363,863 11/1995 Tipp ..... D8/18 X

[76] Inventor: **Raymond P. Tipp**, P.O. Box 3778,  
Missoula, Mont. 59806

[\*\*] Term: **14 Years**

[21] Appl. No.: **41,579**

[22] Filed: **Jul. 18, 1995**

[51] LOC (6) Cl. .... **08-05**

[52] U.S. Cl. .... **D32/46; D8/40; D8/16**

[58] Field of Search ..... D32/40, 46, 49,  
D32/35, 47, 48; 15/236.01, 236.02, 236.07,  
236.05, 245.1, 236.09; 30/169, 164.9, 171;  
D8/18, 19, 33, 34, 40, 347, 348; D19/53

[56] **References Cited**

**U.S. PATENT DOCUMENTS**

- D. 32,484 4/1900 Bowles ..... D32/46
- D. 232,803 9/1974 Kleiman ..... D32/46 X
- D. 290,056 5/1987 Hatfield ..... D32/46
- D. 311,981 11/1990 Kabbaby et al. .... D32/46
- D. 331,301 11/1992 Say, Jr. .... D32/46

**OTHER PUBLICATIONS**

Bainbridge, kimpton & Haupt Cat., 1956, p. 192, Weldon  
Roberts Eraser 333 India Eraser, 1956.

*Primary Examiner*—Susan J. Lucas  
*Assistant Examiner*—Cynthia E. Ramirez

[57] **CLAIM**

The ornamental design of a game scraper, as shown and described.

**DESCRIPTION**

FIG. 1 is a perspective view of my new design for a game scraper;

FIG. 2 is a left side elevational view of the game scraper, which is shown separately for clarity of illustration, the right side is a mirror image;

FIG. 3 is a the rear end elevational view of the game scraper; and,

FIG. 4 is the front end elevational view of the game scraper.

**1 Claim, 1 Drawing Sheet**

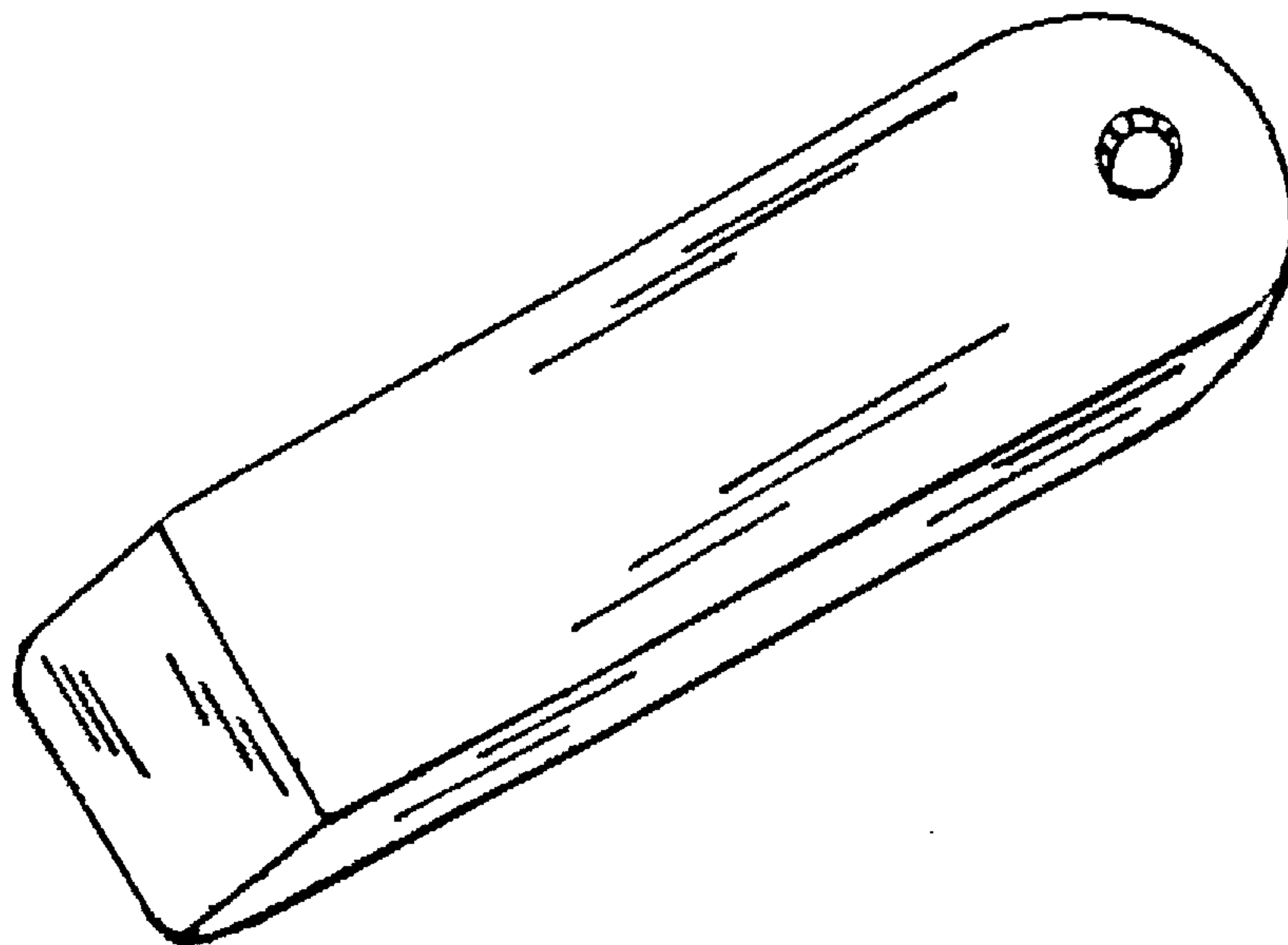


FIG. 1

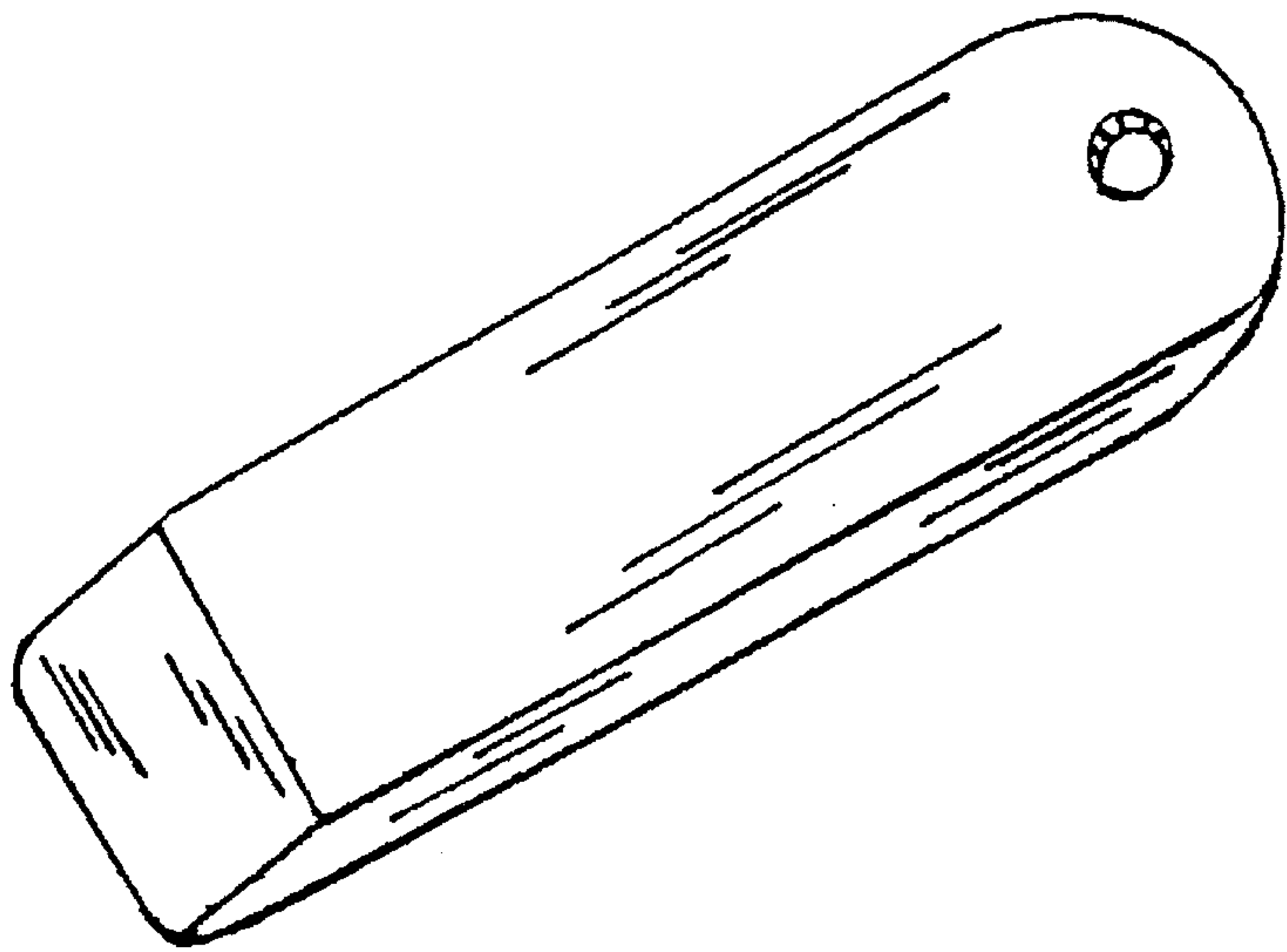


FIG. 2

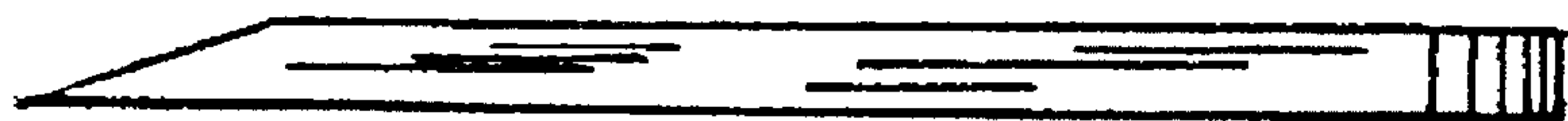


FIG. 3



FIG. 4

