



US00D379252S

United States Patent [19]

McIntosh

[11] Patent Number: **Des. 379,252**

[45] Date of Patent: ****May 13, 1997**

[54] **ILLUMINATING ANIMAL COLLAR**

5,370,082 12/1994 Wade 119/859
5,434,759 7/1995 Endo et al. 362/108

[76] Inventor: **John A. McIntosh**, 26744 33rd Avenue,
Aldergrove British Columbia, Canada,
V4W 3G2

FOREIGN PATENT DOCUMENTS

2132463 7/1984 United Kingdom 119/859

[**] Term: **14 Years**

Primary Examiner—Cathy Anne MacCormac
Attorney, Agent, or Firm—Fetherstonhaugh & Co.

[21] Appl. No.: **41,130**

[57] CLAIM

[22] Filed: **Jul. 7, 1995**

The ornamental design for illuminating animal collar, as shown.

[30] Foreign Application Priority Data

DESCRIPTION

May 10, 1995 [CA] Canada 1995-1014

[51] LOC (6) Cl. **30-09**

FIG. 1 is a perspective view of a illuminating animal collar showing my new design, mounted on an animal shown in broken outline;

[52] U.S. Cl. **D30/152**

FIG. 2 is a top perspective view thereof with the collar shown in a linear orientation;

[58] Field of Search 362/103, 108,
362/240; 119/859, 858, 860, 861; D30/152-153

FIG. 3 is a right side elevational view thereof;

[56] References Cited

U.S. PATENT DOCUMENTS

D. 50,668	4/1917	Steiner et al.	D30/152
D. 324,437	3/1992	Davis	D30/152
D. 346,885	5/1994	Milo et al.	D30/152
D. 353,033	12/1994	Johanson	D30/152
3,944,803	3/1976	Chao	362/108
4,173,201	11/1979	Chao et al.	119/859
4,812,953	3/1989	Ask et al.	362/103
4,903,176	2/1990	Chen	362/103
4,909,189	3/1990	Minotti	119/859

FIG. 4 is a top elevational view thereof;

FIG. 5 is a left elevational view thereof;

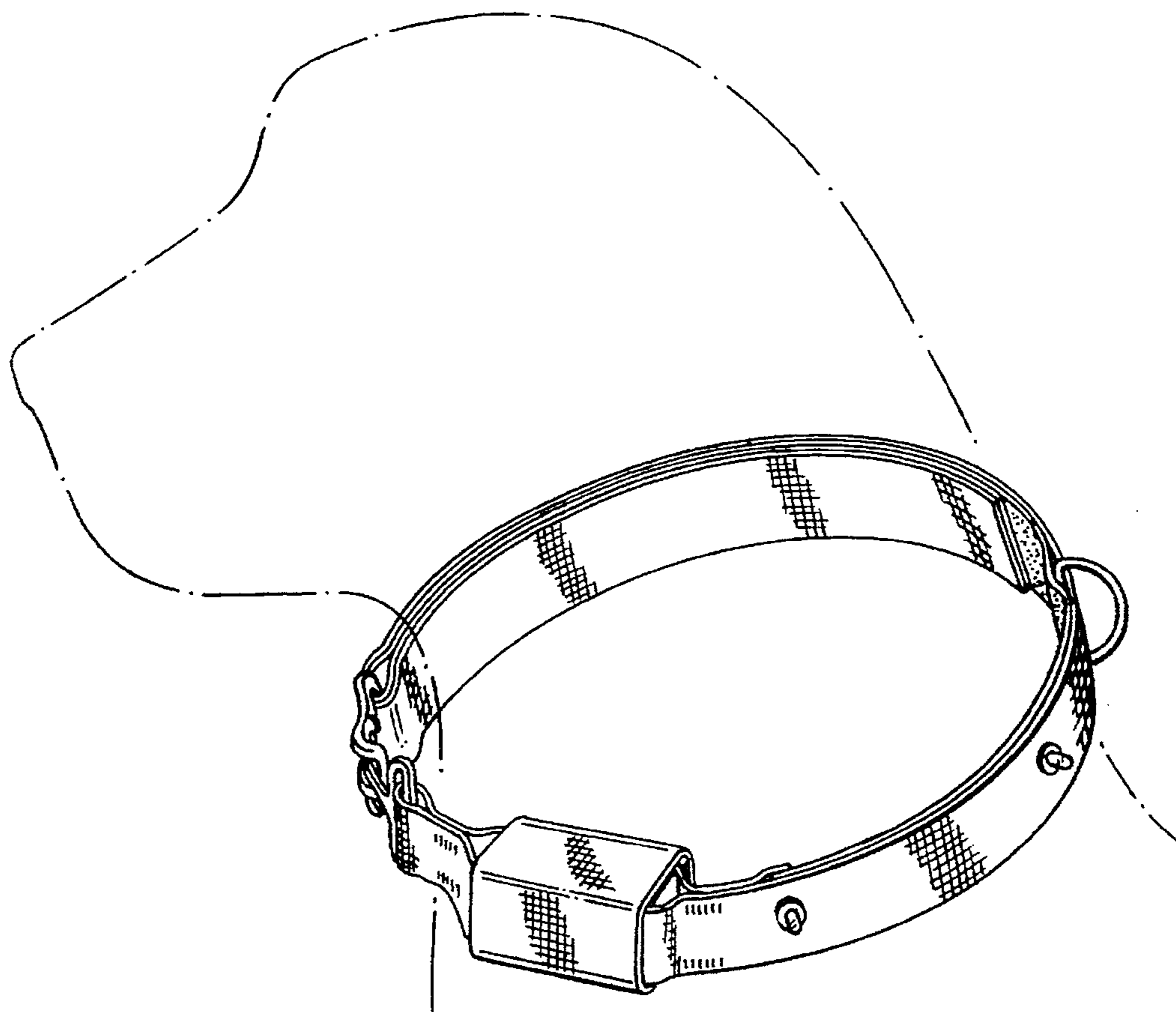
FIG. 6 is a bottom elevational view thereof;

FIG. 7 is a first end view thereof; and,

FIG. 8 is a second end view thereof.

The broken lines in FIG. 1 are for purposes of illustration only and form no part of the claimed design. FIGS. 3, 4, 5 and 6 are shown broken away for convenience of illustration.

1 Claim, 4 Drawing Sheets



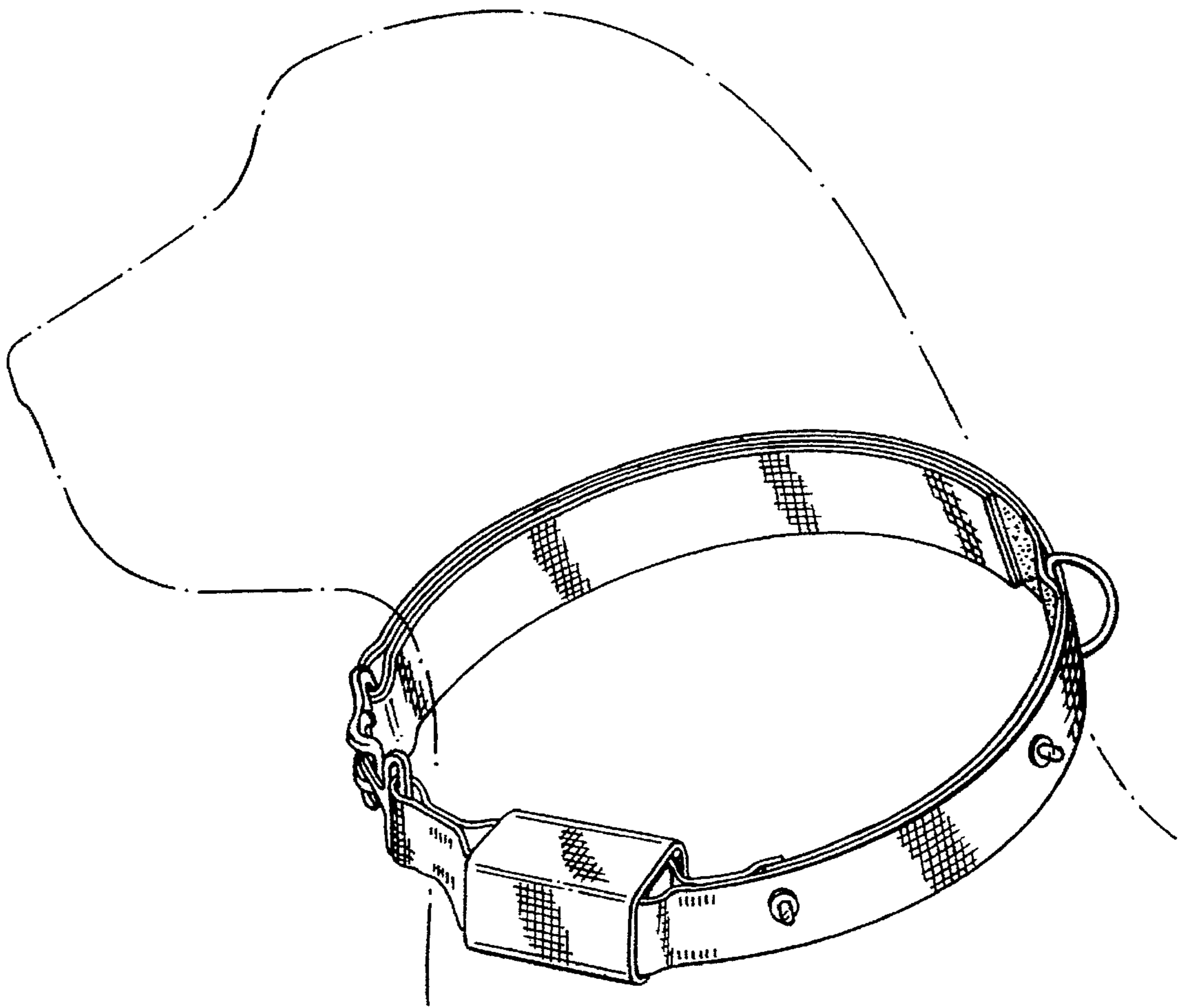


FIG. 1

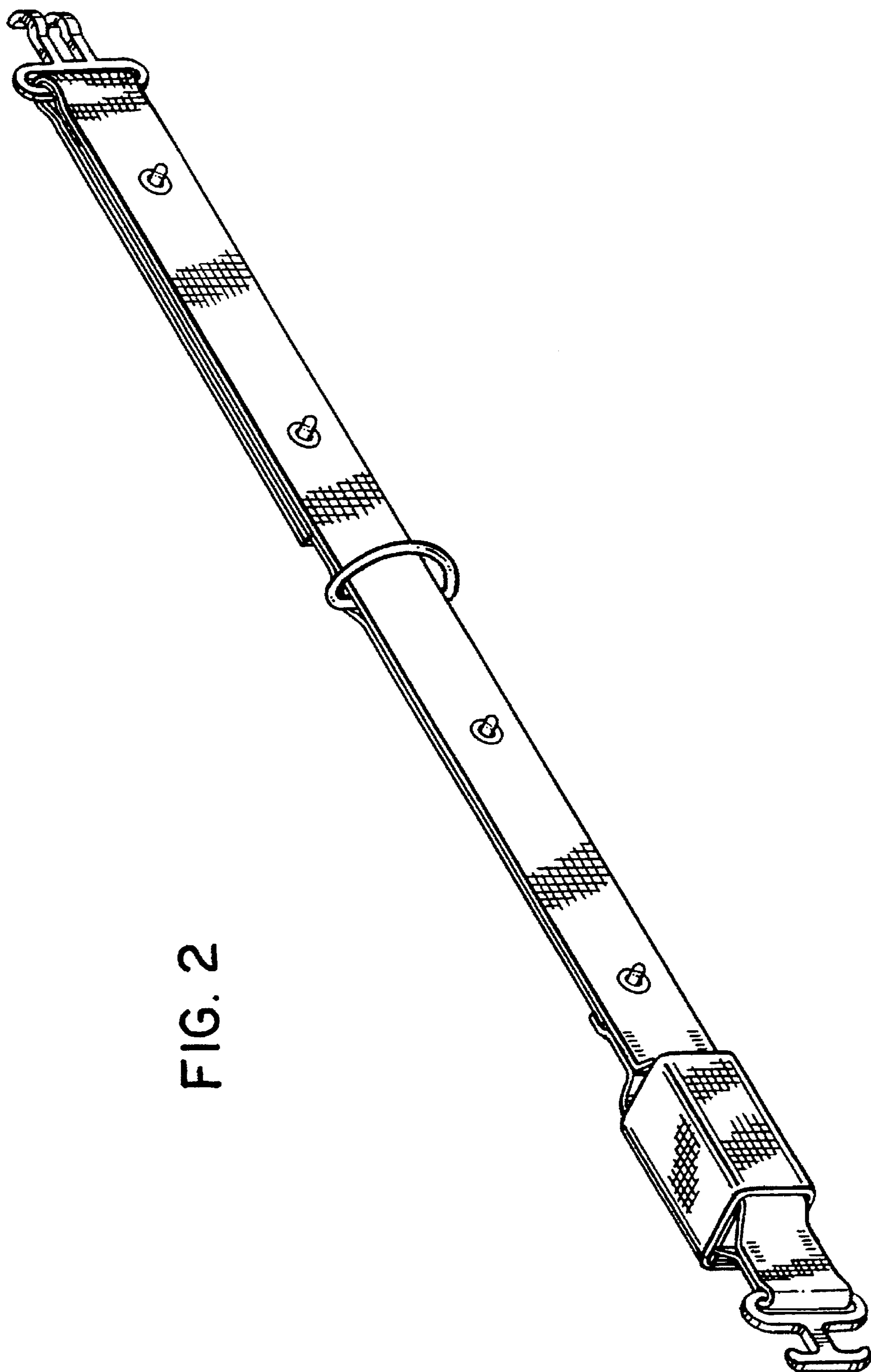


FIG. 2

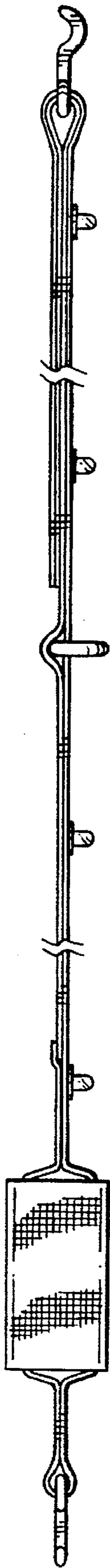


FIG. 3

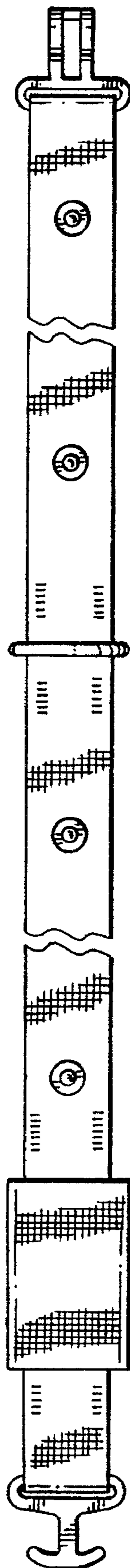


FIG. 4

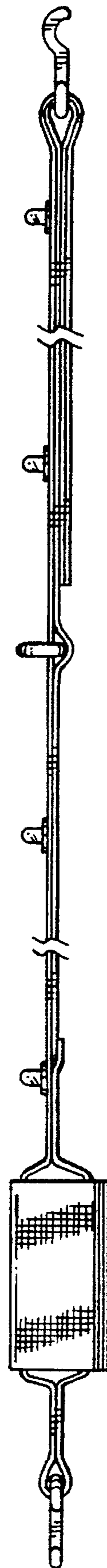


FIG. 5

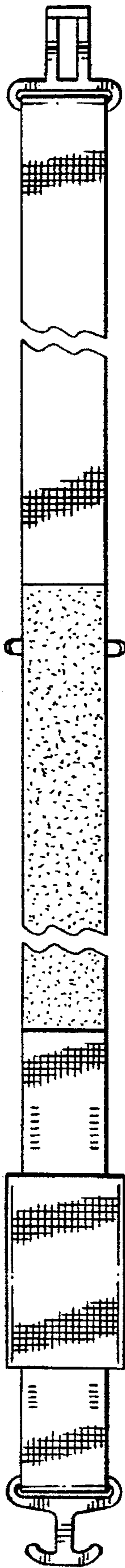


FIG. 6




FIG. 8

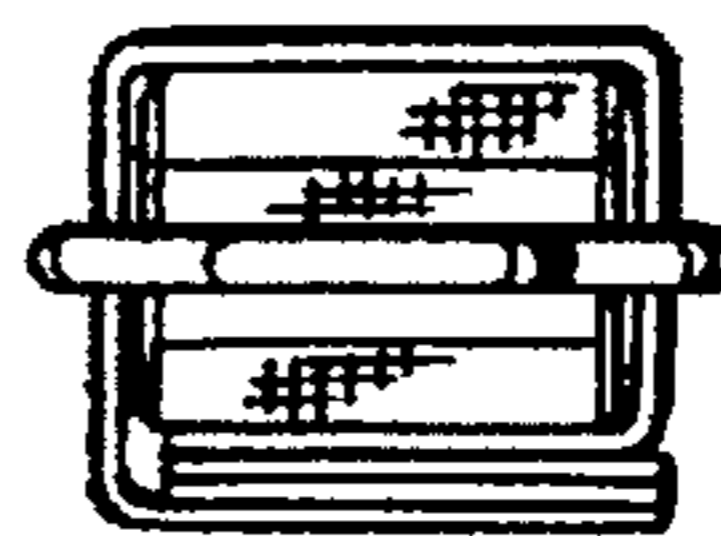


FIG. 7