



US00D379240S

**United States Patent** [19]  
**Jarrell**

[11] **Patent Number: Des. 379,240**  
[45] **Date of Patent: \*\*May 13, 1997**

[54] **WINDOW COMPONENT EXTRUSION**

[75] **Inventor: Robert B. Jarrell**, Seattle, Wash.

[73] **Assignee: Mikron Industries, Inc.**, Kent, Wash.

[\*\*] **Term: 14 Years**

[21] **Appl. No.: 47,376**

[22] **Filed: Dec. 1, 1995**

[51] **LOC (6) Cl. .... 25-01**

[52] **U.S. Cl. .... D25/124**

[58] **Field of Search** ..... D25/52, 60, 119-125;  
49/501, 504, DIG. 2; 52/204.5, 204.1, 210,  
204.55, 204.56, 204.63, 204.6, 214, 204.61,  
656.6, 730.3, 730.4, 730.5

*Primary Examiner*—Doris Clark

*Attorney, Agent, or Firm*—Richardson & Folise

[57] **CLAIM**

The ornamental design for a window component extrusion, as shown and described.

**DESCRIPTION**

FIG. 1 is a top right perspective view of the window component extrusion which is broken in the center indicating indefinite length; and,

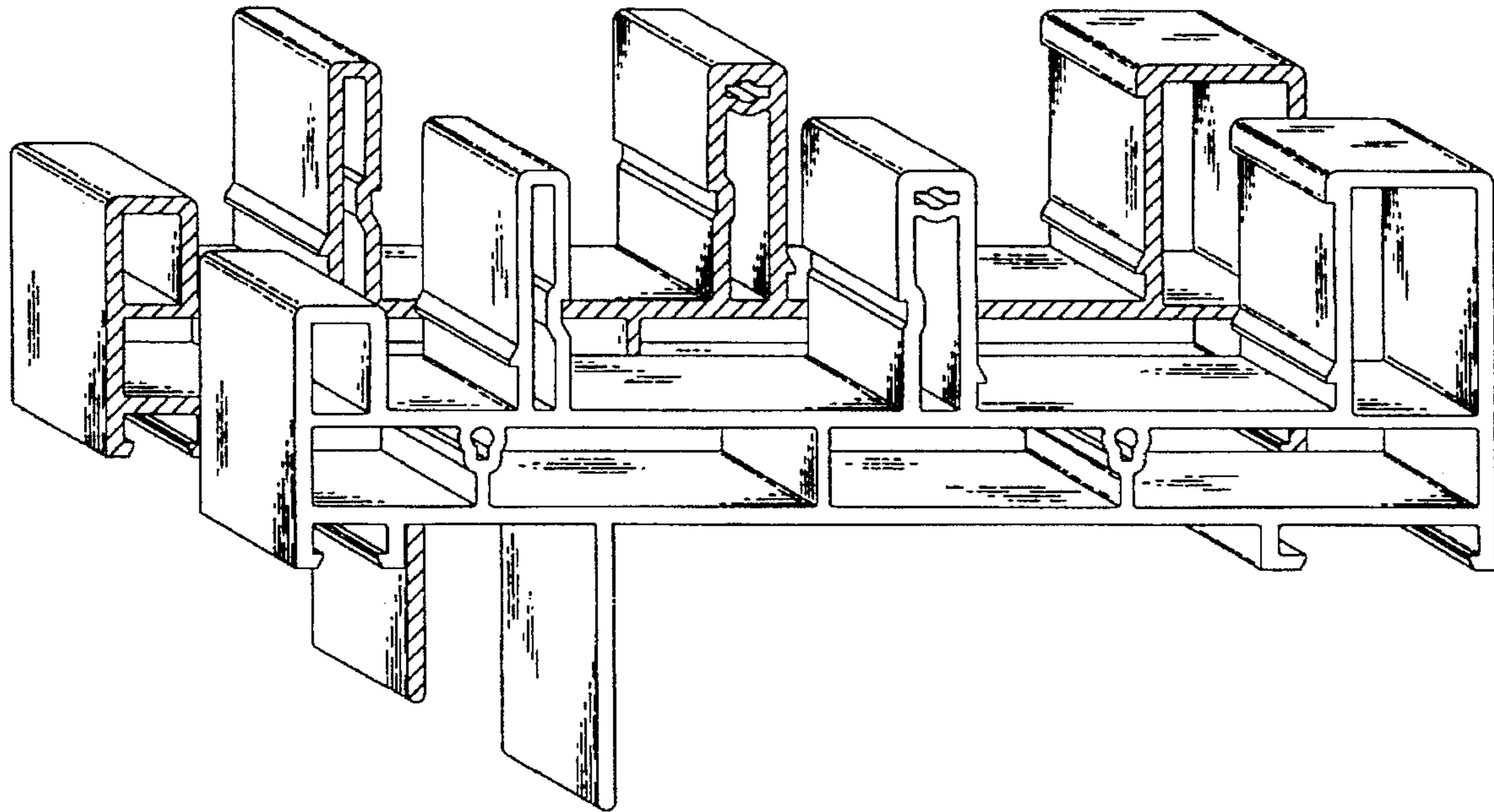
FIG. 2 is a bottom left perspective view of the window component extrusion shown in FIG. 1.

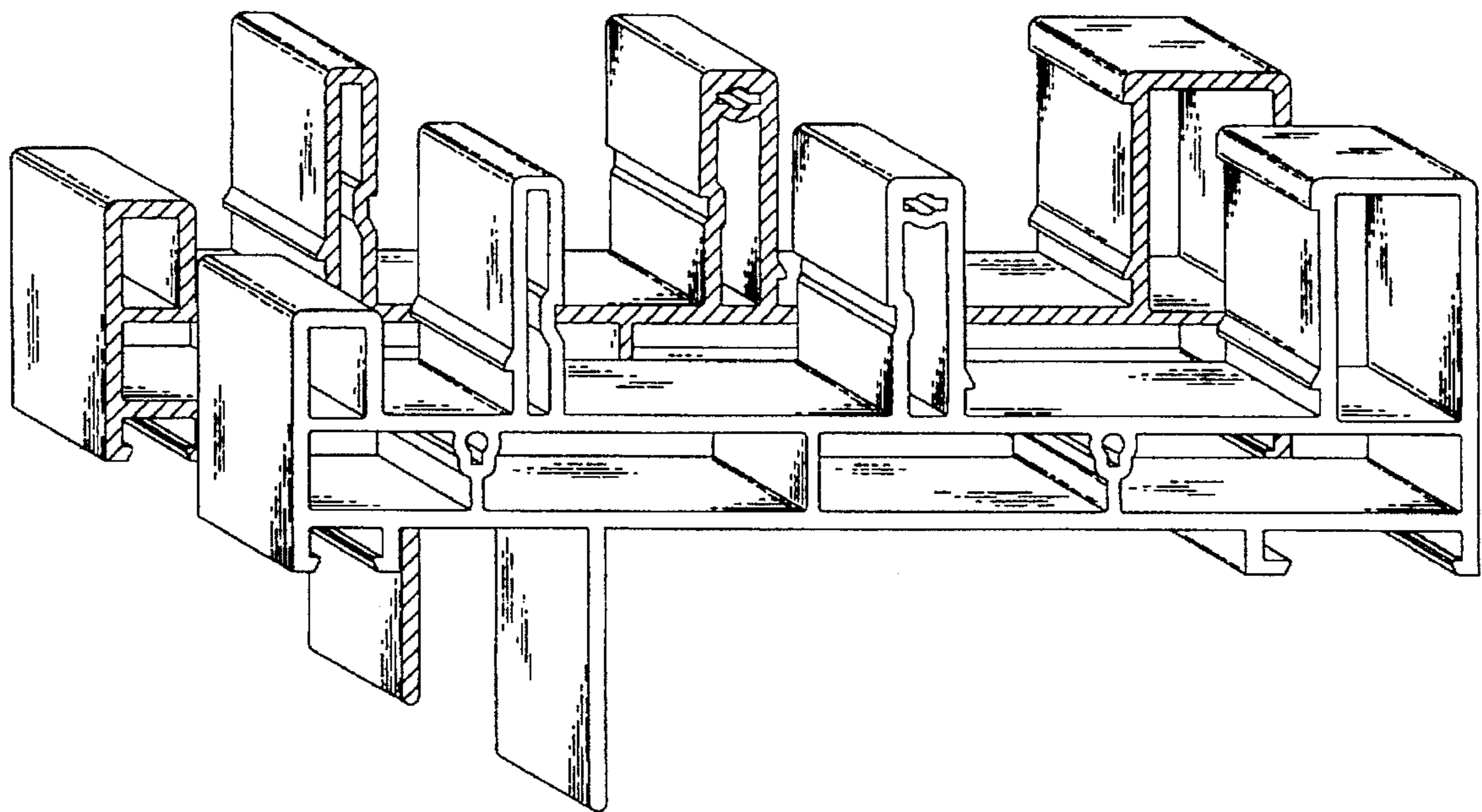
[56] **References Cited**

**U.S. PATENT DOCUMENTS**

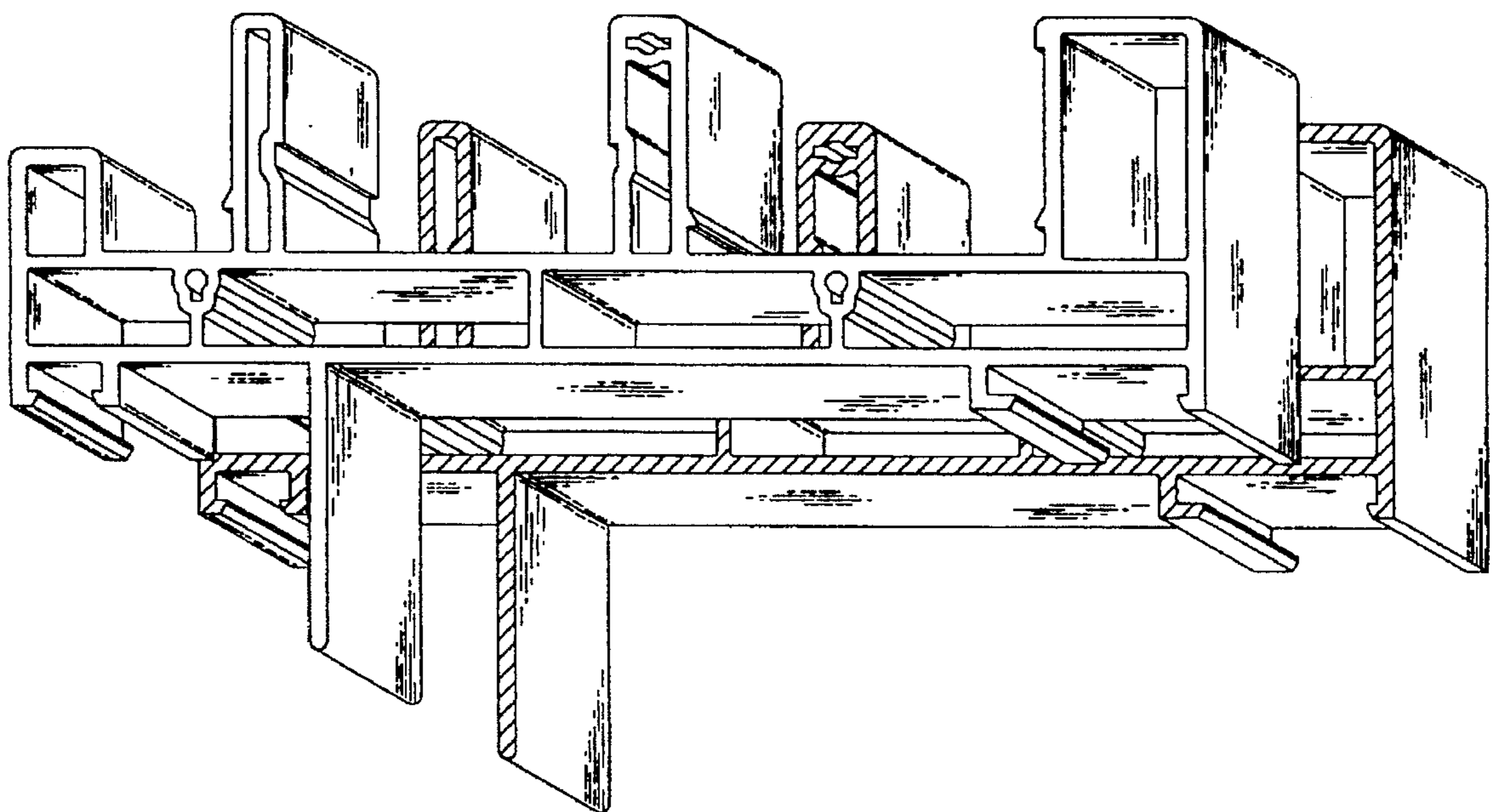
D. 357,074 4/1995 Cole ..... D25/124

**1 Claim, 1 Drawing Sheet**





*FIG. 1*



*FIG. 2*