



US00D379234S

United States Patent [19]
Campbell et al.

[11] **Patent Number: Des. 379,234**
[45] **Date of Patent: **May 13, 1997**

[54] **INSIDE STOP PROFILE**

[75] Inventors: **Frank W. Campbell**, Oakdale, Minn.;
David R. Bogenhagen, Hudson, Wis.
[73] Assignee: **Andersen Corporation**, Bayport, Minn.
[**] Term: **14 Years**
[21] Appl. No.: **39,022**
[22] Filed: **May 19, 1995**

[51] **LOC (6) Cl.** **25-02**
[52] **U.S. Cl.** **D25/60**
[58] **Field of Search** **D25/60, 52; 52/204.1;**
49/104, 105, 107, 407

[56] **References Cited**

U.S. PATENT DOCUMENTS

D. 305,069	12/1989	DeBlock et al.	D25/60
3,363,363	1/1968	Beasley, Jr. et al.	49/407
4,370,828	2/1983	Miro	52/204.1
4,598,498	7/1986	Haltof et al.	49/407
4,624,085	11/1986	Thosath	52/211
5,325,633	7/1994	Magoon	52/204.1

OTHER PUBLICATIONS

A Complete Guide to Andersen® Windows & Patio Doors, 1992, 2nd Printing, pp. 82-86.

Primary Examiner—Doris Clark
Attorney, Agent, or Firm—Merchant, Gould, Smith, Edell, Welter & Schmidt, P.A.

[57] **CLAIM**

The ornamental design for inside stop profile, as shown and described.

DESCRIPTION

FIG. 1 is a perspective view of an inside stop profile of the present invention, the broken lines showing a window and wall are for illustrative purposes only, and form no part of the claimed design;
FIG. 2 is an enlarged fragmentary view of the lower left corner thereof;
FIG. 3 is an enlarged front elevational view thereof;
FIG. 4 is an enlarged right side elevational view thereof; and,
FIG. 5 is an enlarged rear elevational view thereof.

1 Claim, 3 Drawing Sheets

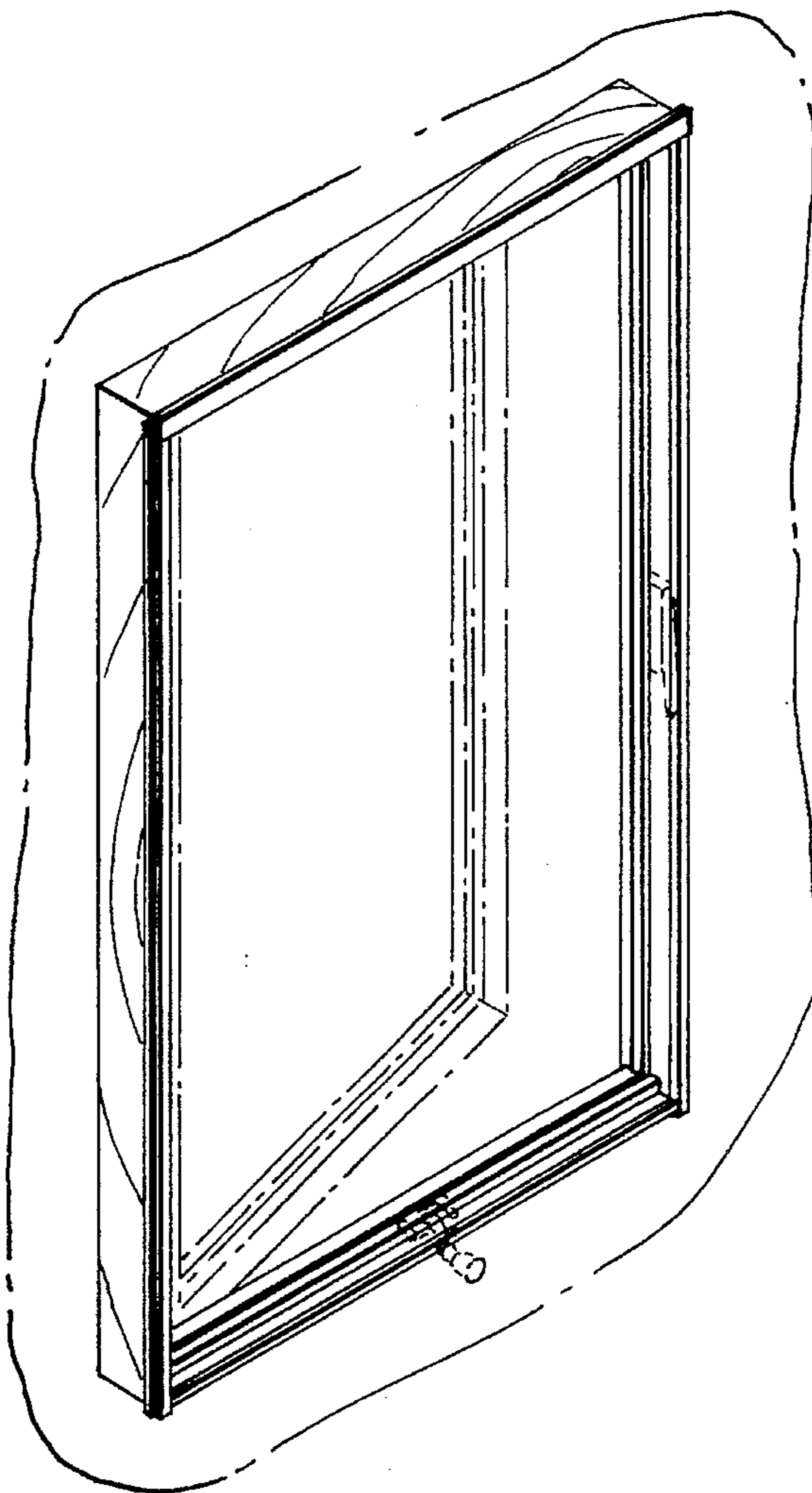
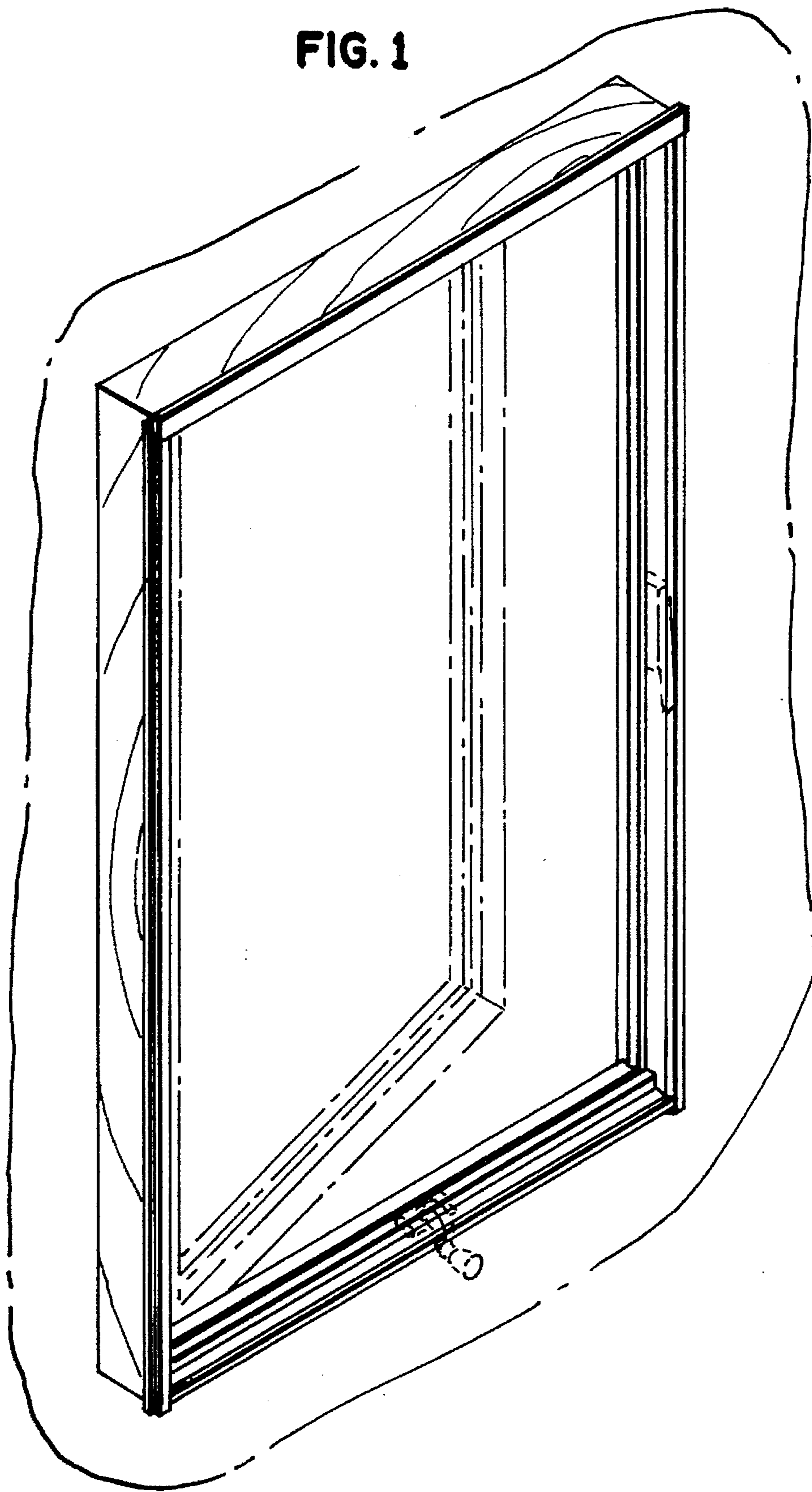


FIG. 1






FIG. 2

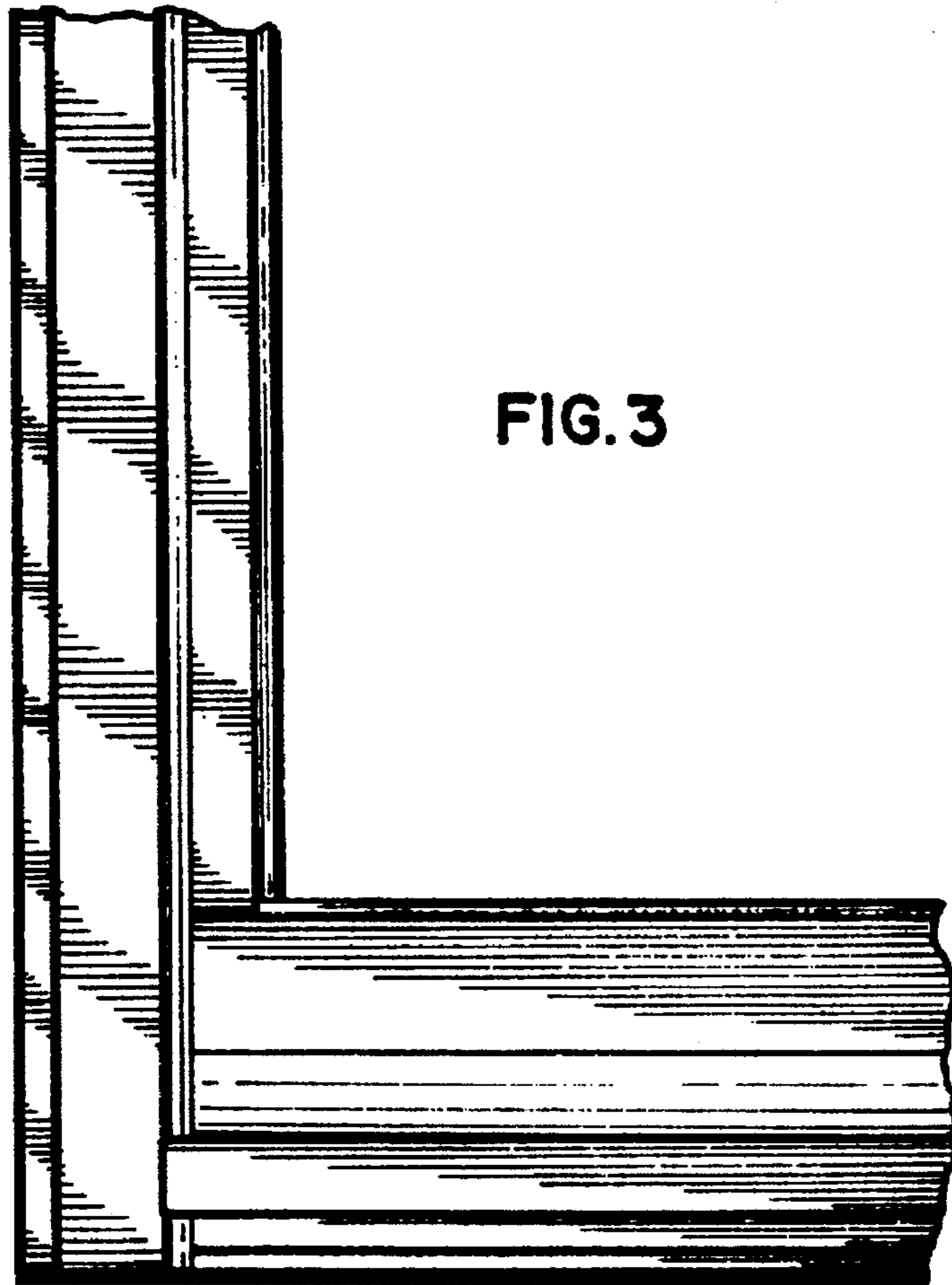


FIG. 3

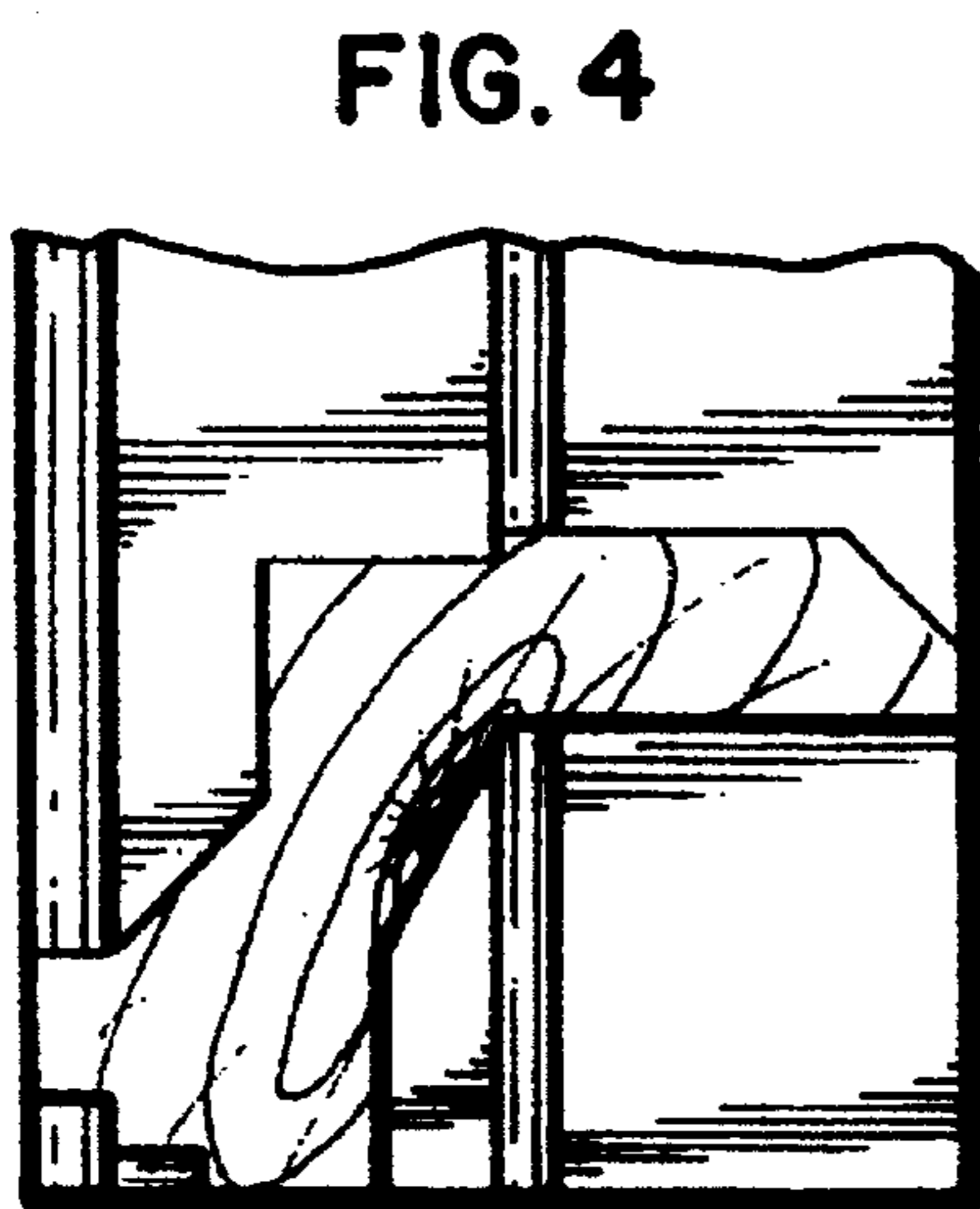


FIG. 4




FIG. 5