

US00D379232S

United States Patent [19]
Brooke

[11] **Patent Number:** **Des. 379,232**
[45] **Date of Patent:** ****May 13, 1997**

[54] **NECK BRACE**
[75] **Inventor:** **Roger Brooke**, Columbus, Ohio
[73] **Assignee:** **Hollister Incorporated**, Libertyville, Ill.
[**] **Term:** **14 Years**
[21] **Appl. No.:** **50,916**
[22] **Filed:** **Feb. 26, 1996**
[51] **LOC (6) Cl.** **24-04**
[52] **U.S. Cl.** **D24/191**
[58] **Field of Search** D24/191, 190;
602/18, 13, 5; 128/DIG. 15

5,097,824 3/1992 Garth 602/18

Primary Examiner—Stella Reid
Attorney, Agent, or Firm—Tilton Fallon Lungmus

[57] **CLAIM**

The ornamental design for a neck brace, as shown and described.

DESCRIPTION

FIG. 1 is a front elevational view of a neck brace, showing my new design;
FIG. 2 is a top plan view thereof;
FIG. 3 is a bottom plan view thereof;
FIG. 4 is a back elevational view thereof;
FIG. 5 is an end elevational view thereof;
FIG. 6 is an end elevational view thereof, opposite that shown in FIG. 5; and,
FIG. 7 is a perspective view thereof.
The broken line circle on the surface of the design represents a punch-out area.

[56] **References Cited**
U.S. PATENT DOCUMENTS
D. 368,527 4/1996 Brooke D24/191
2,911,970 11/1959 Bartels D24/191 X
3,070,090 12/1962 Taylor 602/18
5,060,637 10/1991 Schmid et al. 602/18

1 Claim, 2 Drawing Sheets

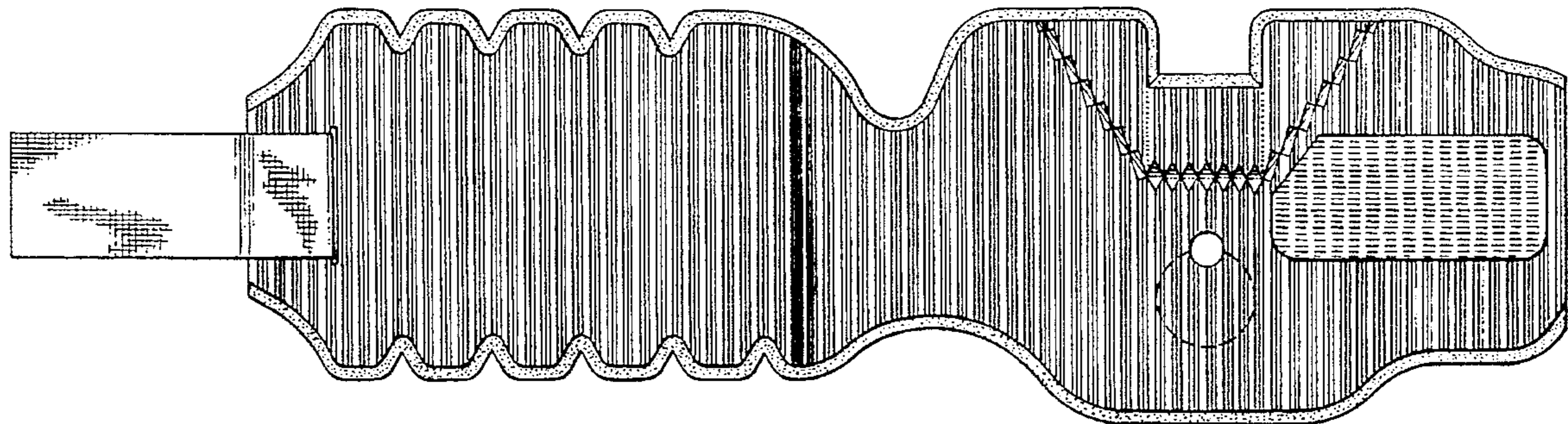


FIG. 1

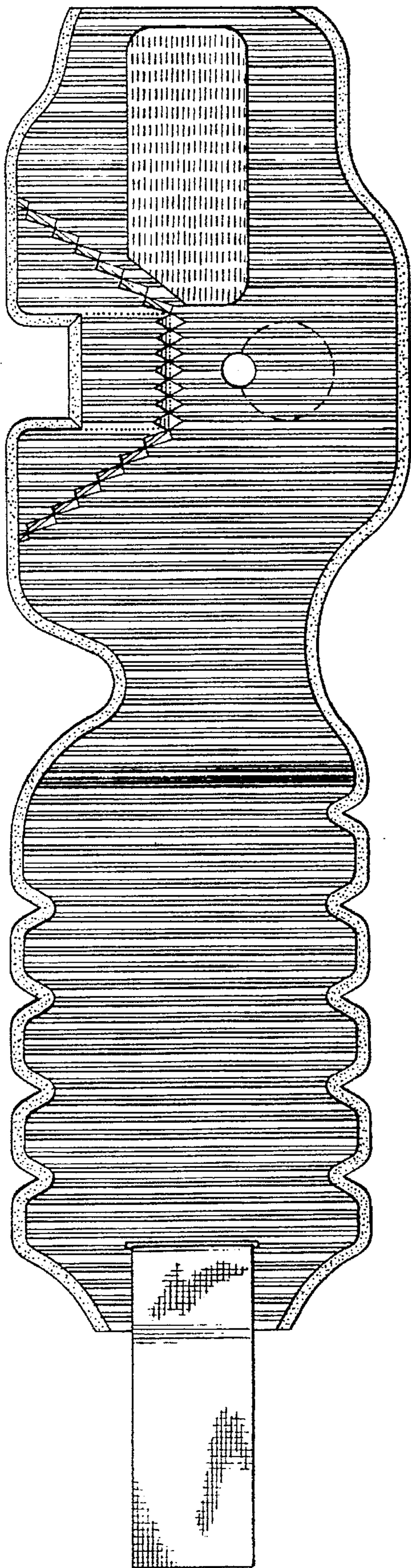


FIG. 2



FIG. 3



FIG. 4

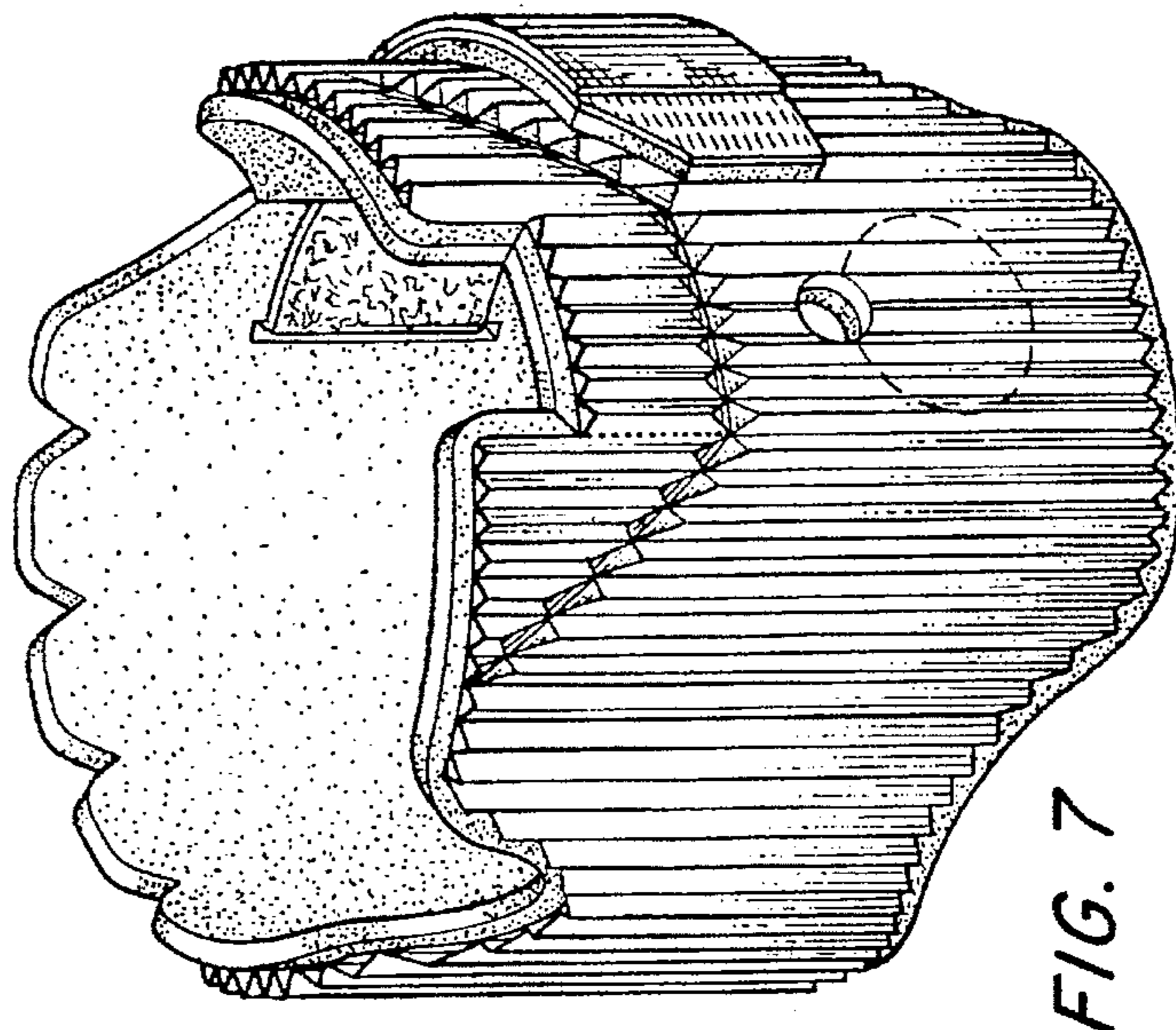
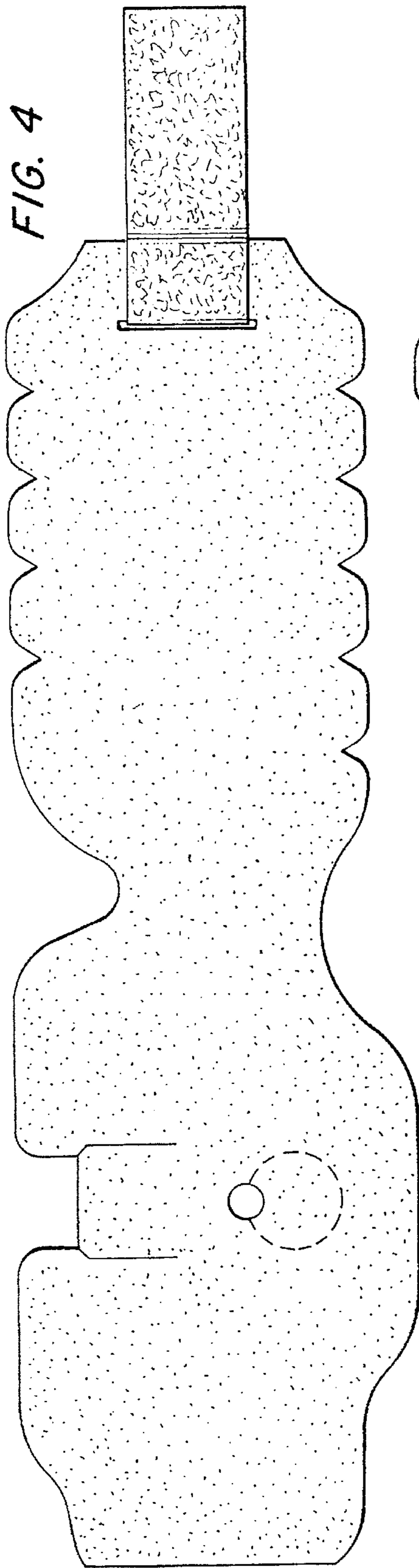


FIG. 7

FIG. 6




FIG. 5

