



US00D379207S

# United States Patent [19]

[11] Patent Number: **Des. 379,207**

Besnard et al.

[45] Date of Patent: **\*\*May 13, 1997**

## [54] GOLF CLUB HEAD

5,333,871	8/1994	Wishon .....	273/169
5,333,872	8/1994	Manning et al. ....	273/167 F
5,377,985	1/1995	Ohnishi .....	273/167 F

[75] Inventors: **Philippe Besnard**, Yverdon, Switzerland; **Larry Tang**, Calabasas, Calif.; **Richard L. Rugge**, Encinitas, Calif.; **Jim Sieleman**, San Diego, Calif.; **Franck Dumontier**, Vista, Calif.

### OTHER PUBLICATIONS

Austad's 1985 Golfer's Get Acquainted Catalog, p. 5.  
Golf Day Early Summer 1991 catalog, p. 22.  
Edwin Watts Golf Shops 1992 catalog, p. 11.  
*Golf Digest*, Feb. 1991, p. 34.  
*Golf*, Jul. 1987, p. 69.  
*Golf Digest*, Jul. 1987, p. 69.  
*Golf Equipment*, 1976, p. 16.

[73] Assignee: **Taylor Made Golf Company, Inc.**, Carlsbad, Calif.

[\*\*] Term: **14 Years**

*Primary Examiner*—Ted Shooman  
*Assistant Examiner*—Mitchell I. Siegel  
*Attorney, Agent, or Firm*—Greenblum & Bernstein P.L.C.

[21] Appl. No.: **43,310**

[22] Filed: **Aug. 31, 1995**

[51] LOC (6) Cl. .... **21-02**

[52] U.S. Cl. .... **D21/220**

[58] Field of Search ..... D21/220; 273/167-175

### [57] CLAIM

The ornamental design for a golf club head, as shown and described.

### [56] References Cited

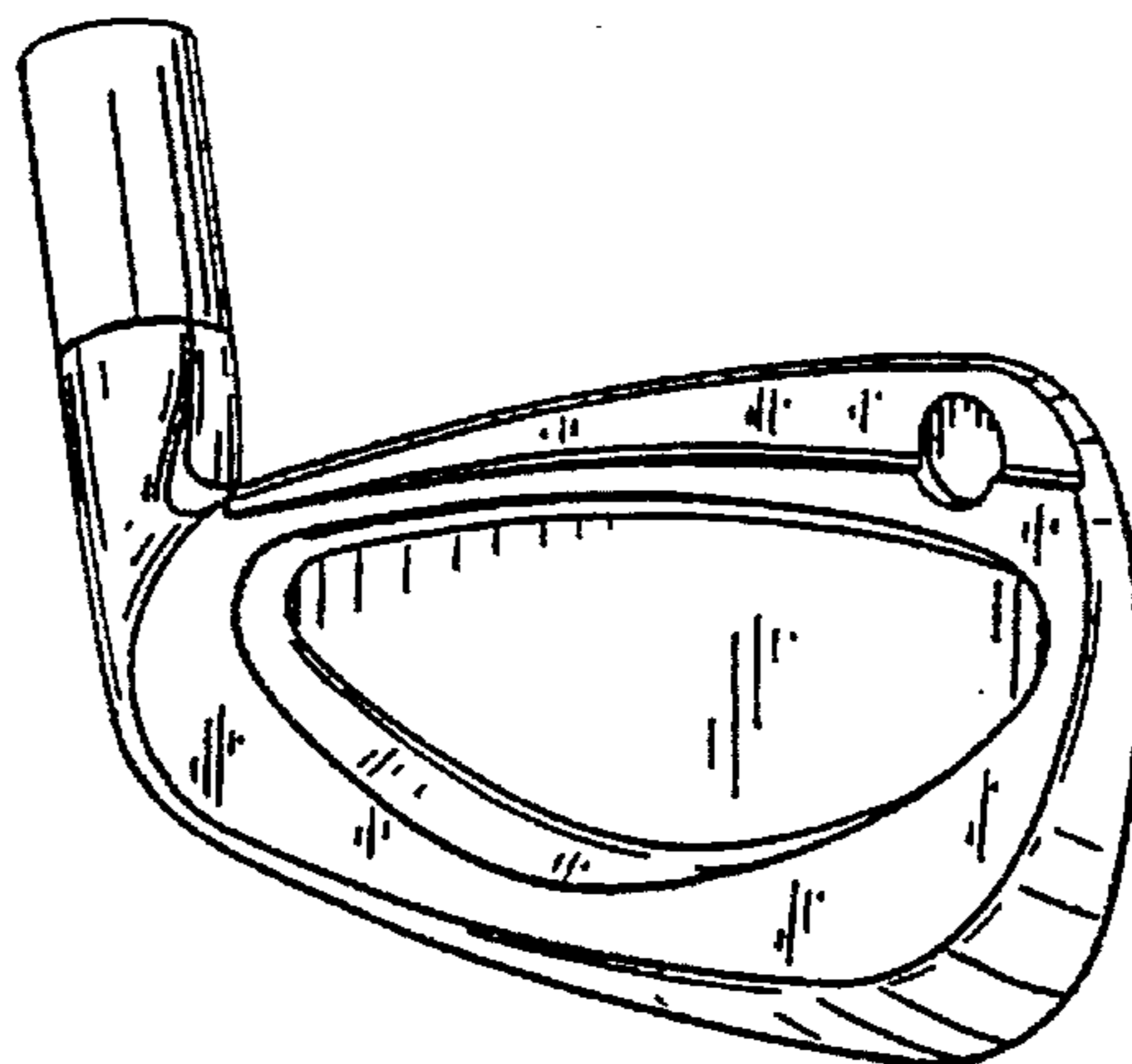
### DESCRIPTION

#### U.S. PATENT DOCUMENTS

D. 115,216	6/1939	Newsome .	
D. 137,813	5/1944	Newsome .	
D. 141,307	5/1945	Newsome .	
D. 186,986	1/1960	Long .	
D. 203,936	3/1966	Long .	
D. 244,703	6/1977	Guzzle .....	273/167 D
D. 247,918	5/1978	Delano et al. ....	D21/220
D. 295,206	4/1988	Perkins .....	D21/220
D. 321,920	11/1991	Parente et al. ....	D21/220
D. 339,183	9/1993	Stites, III .....	D21/220
D. 345,775	4/1994	Poincenot et al. ....	D21/220
D. 353,862	12/1994	Saito .....	D21/220
1,671,956	5/1928	Sime .....	273/167 A
3,059,926	10/1962	Johnstone .....	273/77 A
3,814,437	6/1974	Winqvist .....	273/167 H
3,995,858	12/1976	Cochran et al. ....	273/77 A
4,420,156	12/1983	Campau .....	273/77 A
4,715,601	12/1987	Lamanna .....	273/77 A
5,011,151	4/1991	Antonious .....	273/167 H
5,014,993	5/1991	Antonious .....	273/169
5,046,733	9/1991	Antonious .....	273/167 H
5,048,835	9/1991	Gorman .....	273/167 H
5,074,563	12/1991	Gorman .....	273/167 H
5,082,278	1/1992	Hsien .....	273/164.1
5,242,167	9/1993	Antonious .....	273/167 F
5,282,625	2/1994	Schmidt et al. ....	273/167 H
5,292,122	3/1994	Solheim .....	273/77 A

FIG. 1 is a perspective view of a golf club head, showing our new design;  
FIG. 2 is front elevation view thereof, showing the striking surface of the golf club head;  
FIG. 3 is a cross-sectional view taken along lines III—III of FIG. 2;  
FIG. 4 is a cross-sectional view taken along lines IV—IV of FIG. 2;  
FIG. 5 is a cross-sectional view taken along lines V—V of FIG. 2;  
FIG. 6 is a cross-sectional view taken along lines VI—VI of FIG. 2;  
FIG. 7 is a rear elevation view thereof, showing the back surface of the golf club head;  
FIG. 8 is a top plan view thereof, showing the upper surface of the golf club head;  
FIG. 9 is a bottom plan view thereof, showing the sole plate of the golf club head;  
FIG. 10 is a right end elevation view, showing the heel of the golf club head; and,  
FIG. 11 is a left end elevation view, showing the toe of the golf club head.

**1 Claim, 2 Drawing Sheets**



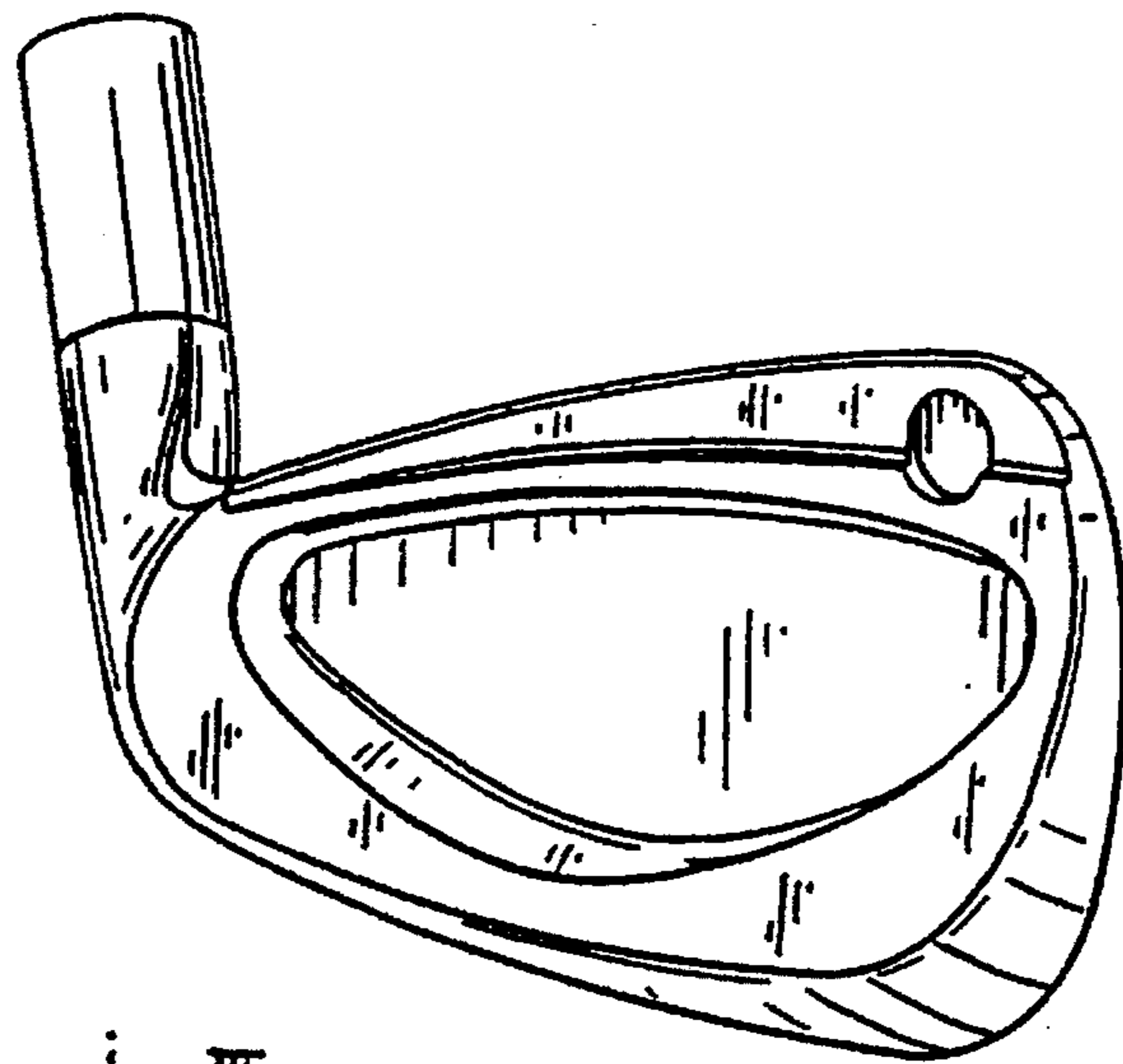


FIG. 1

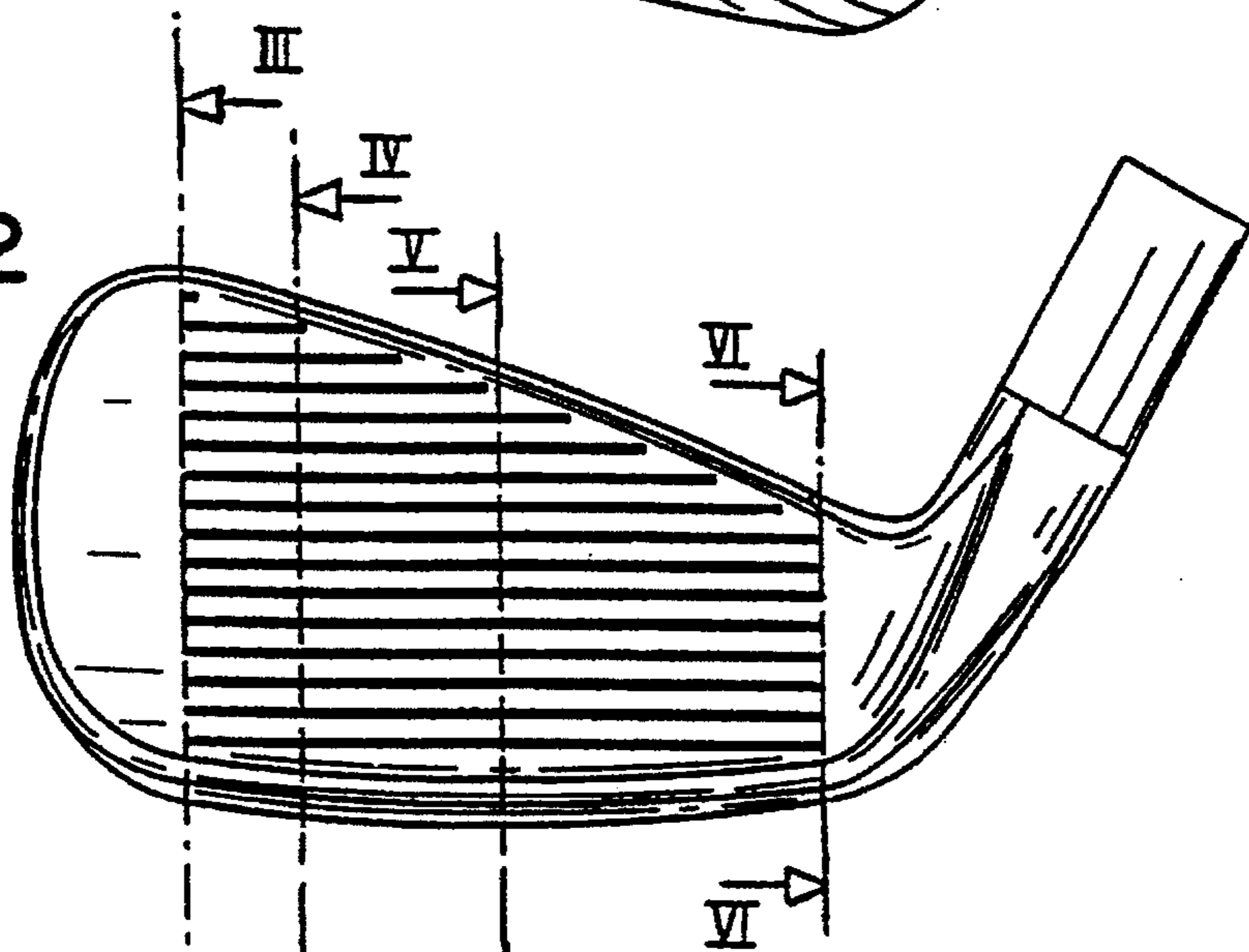


FIG. 2




FIG. 3

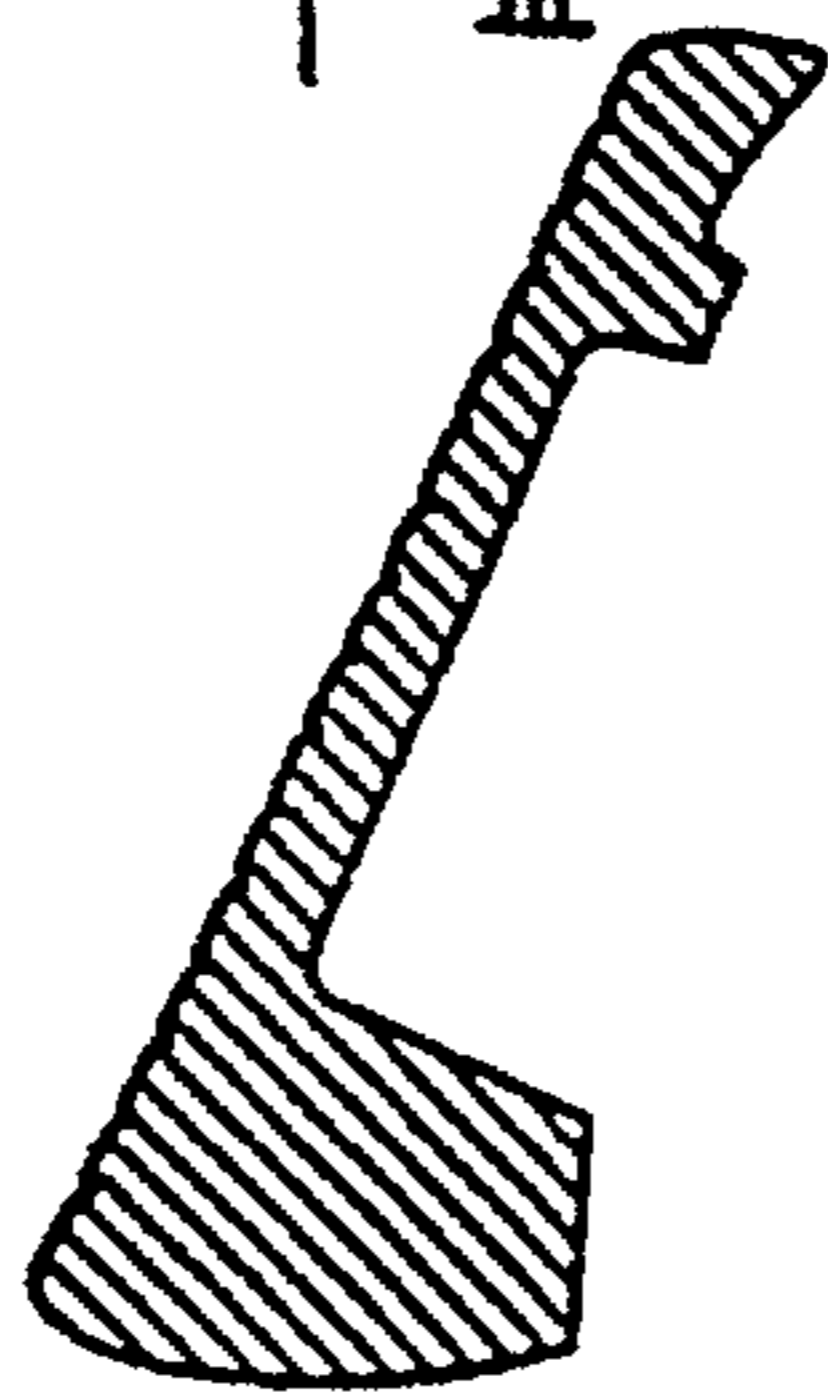


FIG. 4




FIG. 5

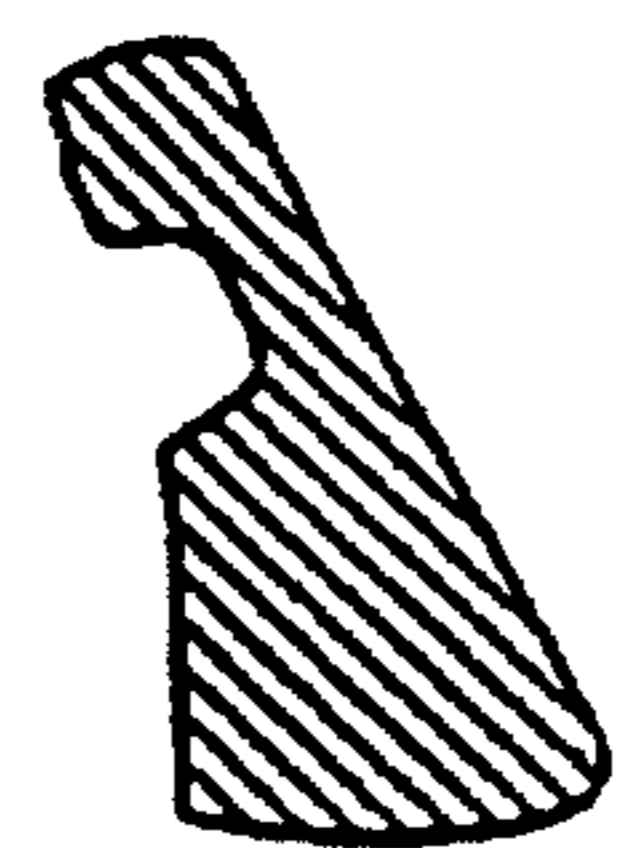


FIG. 6



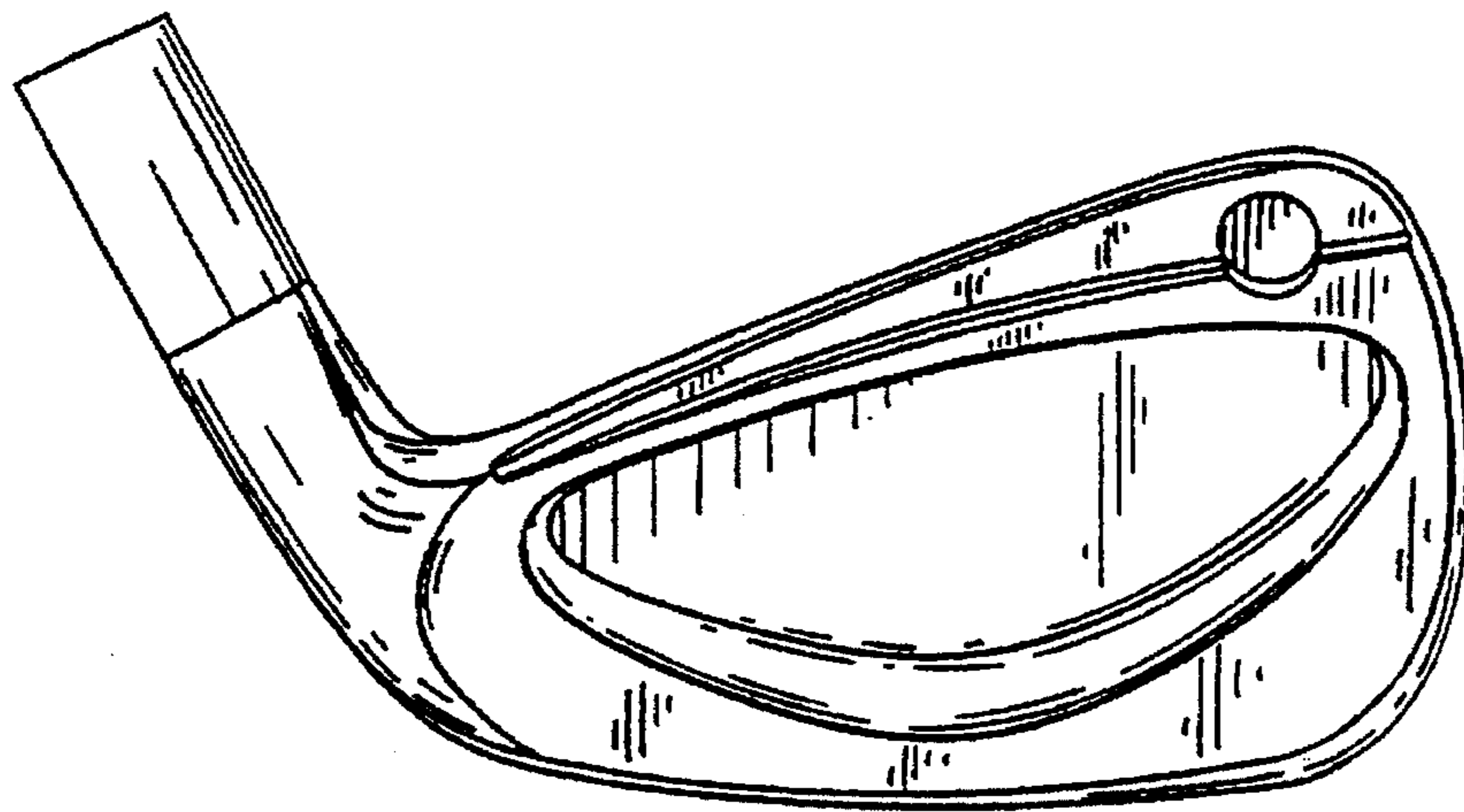


FIG. 7




FIG. 8

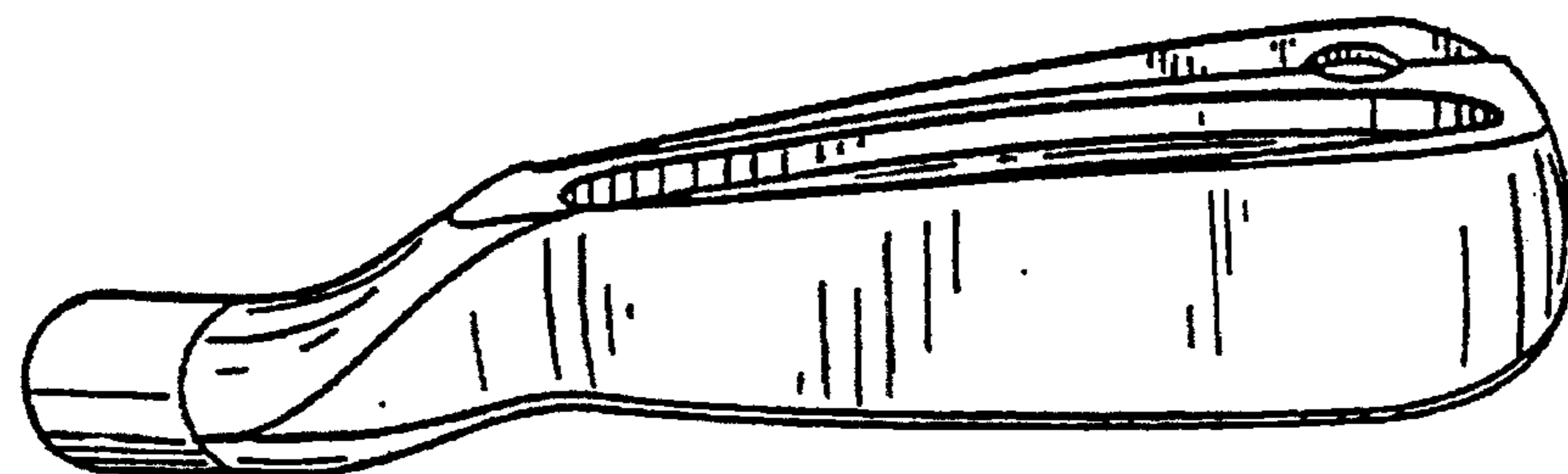


FIG. 9

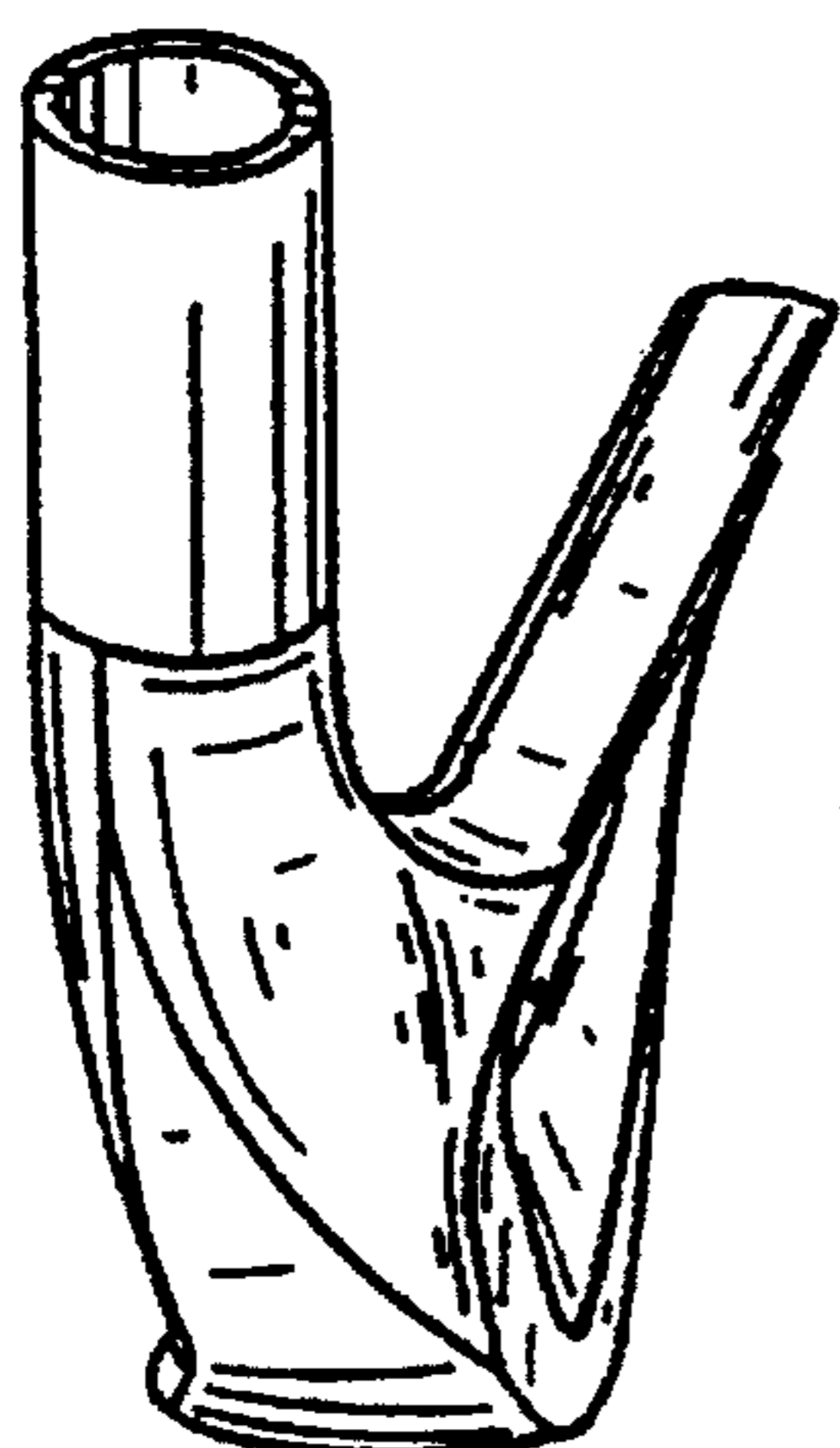


FIG. 10

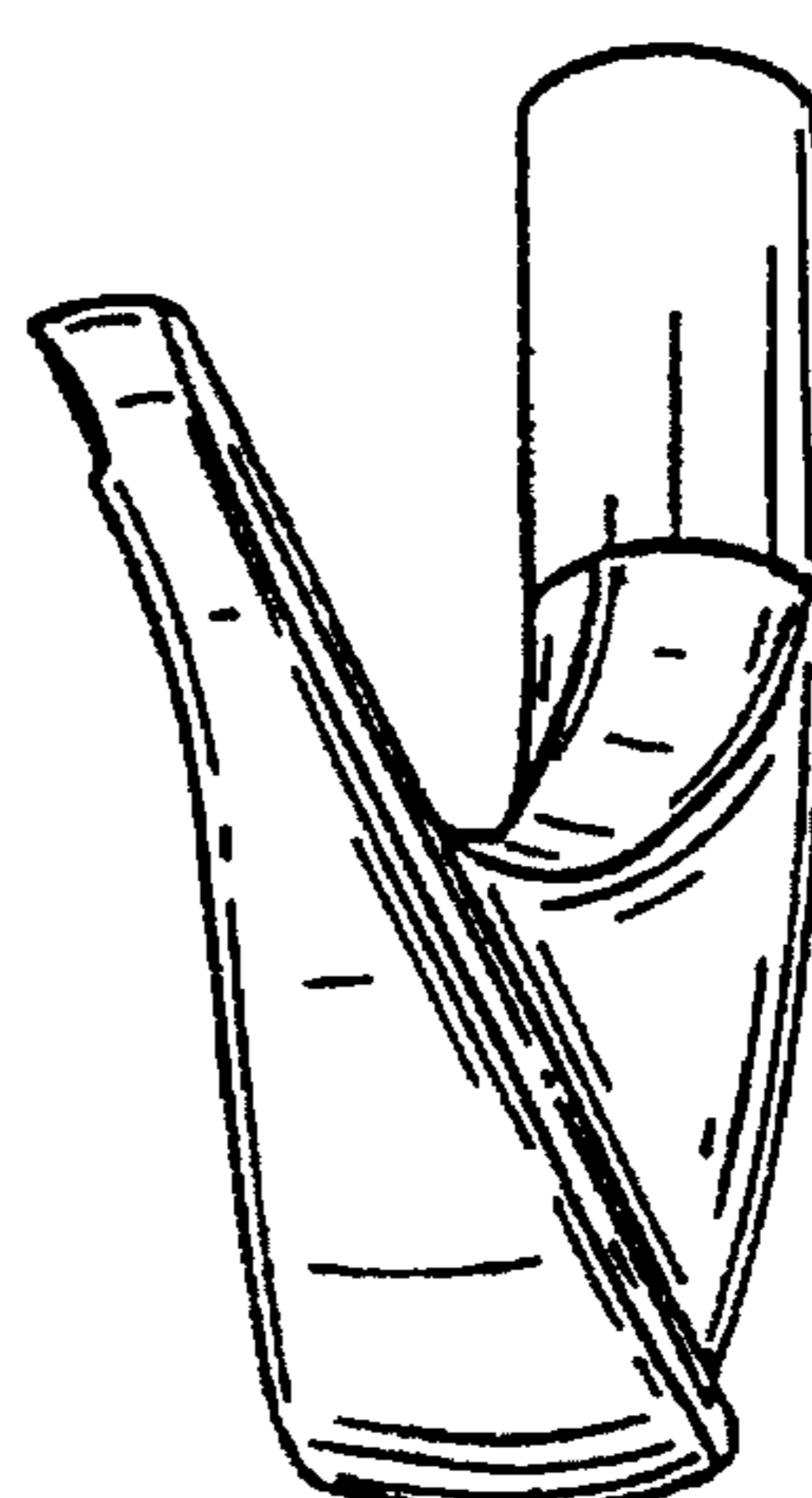


FIG. 11