



US00D379186S

# United States Patent [19] Taylor

[11] Patent Number: Des. 379,186  
[45] Date of Patent: \*\*May 13, 1997

[54] MUSIC PILLOW

[76] Inventor: **Centrella Taylor**, 482 Rahway Ave.,  
Woodbridge, N.J. 07095

[\*\*] Term: **14 Years**

[21] Appl. No.: **40,598**

[22] Filed: **Jun. 22, 1995**

[51] LOC (6) Cl. .... **14-99**

[52] U.S. Cl. .... **D14/299; D14/168**

[58] Field of Search ..... D14/136-138,  
D14/156-159, 194, 299, 160, 161, 163,  
165, 167, 168, 172, 226; 381/24, 28, 119,  
188; 455/344; 5/639, 904

[56] **References Cited**

**U.S. PATENT DOCUMENTS**

D. 297,220	8/1988	Dutcher .....	D14/155
D. 310,372	9/1990	Kimbrough et al. ....	D14/299
D. 343,614	1/1994	Khoo et al. ....	D14/137
D. 349,901	8/1994	Smith .....	D14/168
D. 350,132	8/1994	Klitsner et al. ....	D14/168

3,290,450	12/1966	Majoros .....	5/904
5,179,747	1/1993	Zink .....	5/904
5,313,678	5/1994	Redewill .....	381/188

**FOREIGN PATENT DOCUMENTS**

2623931	6/1989	France .....	381/119
---------	--------	--------------	---------

*Primary Examiner*—Sandra L. Morris  
*Attorney, Agent, or Firm*—Harpman & Harpman

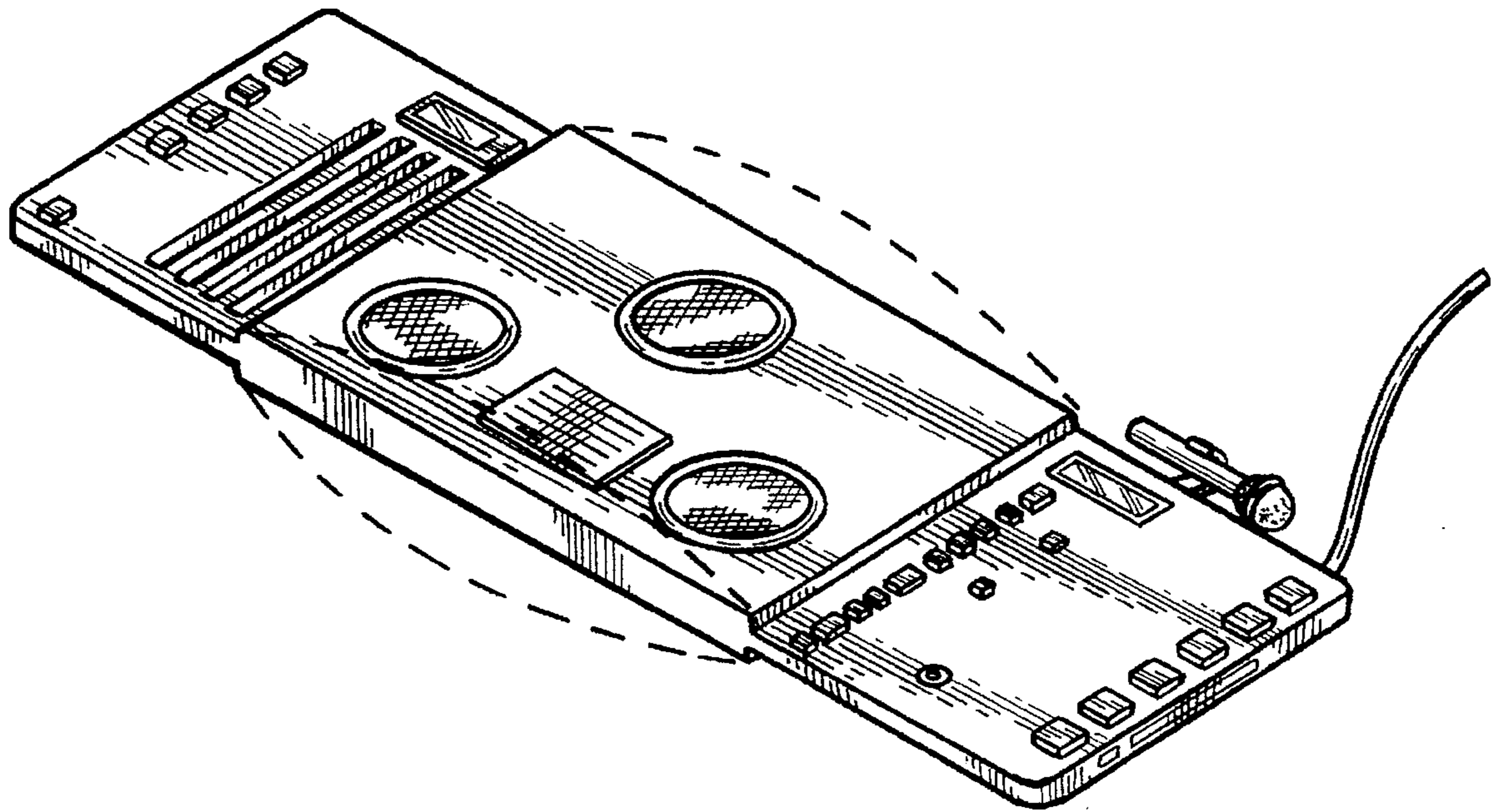
[57] **CLAIM**

The ornamental design for a music pillow, as shown and described.

**DESCRIPTION**

FIG. 1 is a front, top and side perspective view of the music pillow, showing my new design;  
FIG. 2 is a front elevational view thereof;  
FIG. 3 is a rear elevational view thereof;  
FIG. 4 is a right side elevational view thereof;  
FIG. 5 is a left side elevational view thereof;  
FIG. 6 is a top plan view thereof; and,  
FIG. 7 is a bottom plan view thereof.

**1 Claim, 3 Drawing Sheets**






FIG. 1



FIG 2



FIG. 3



FIG. 4




FIG. 5

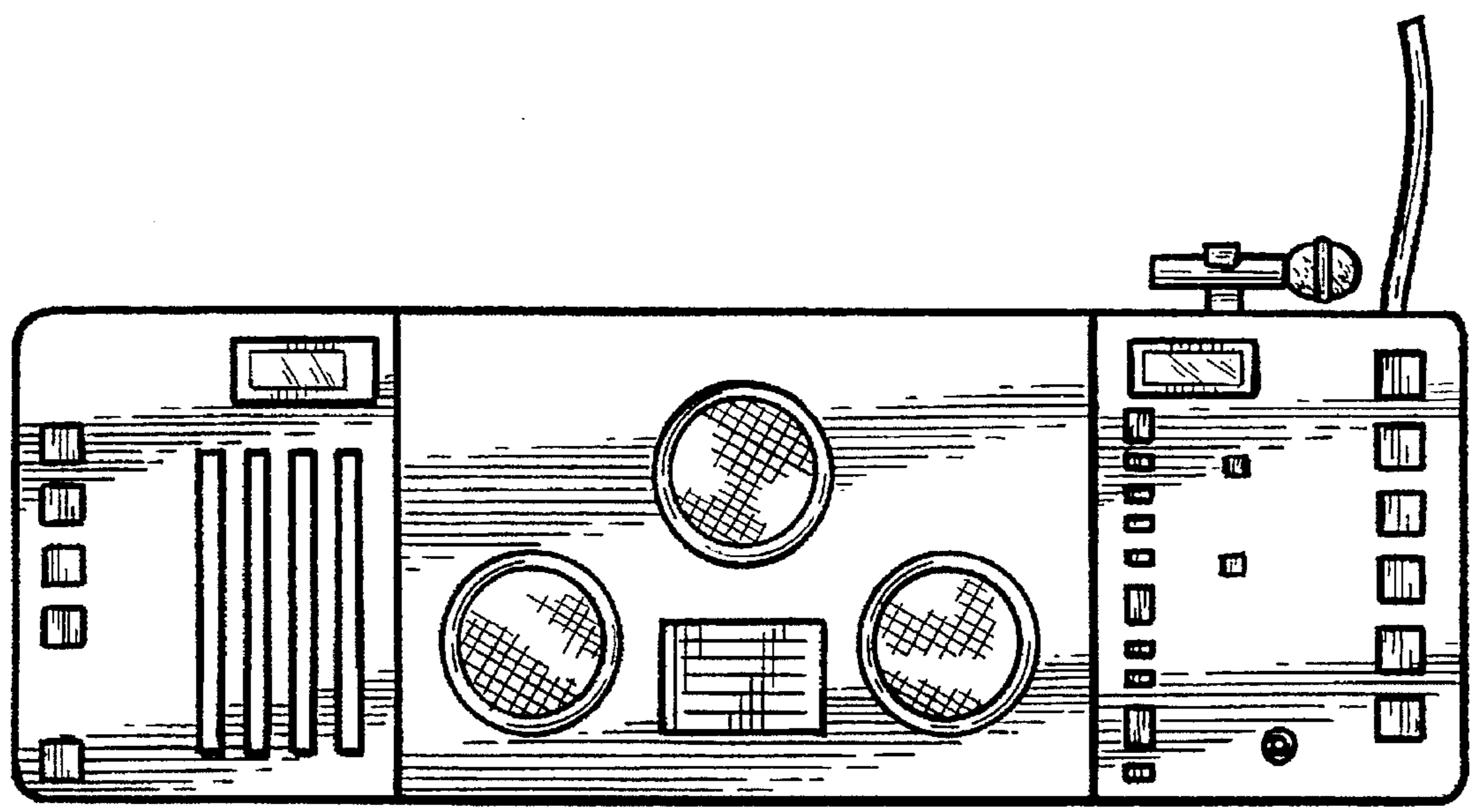


FIG. 6

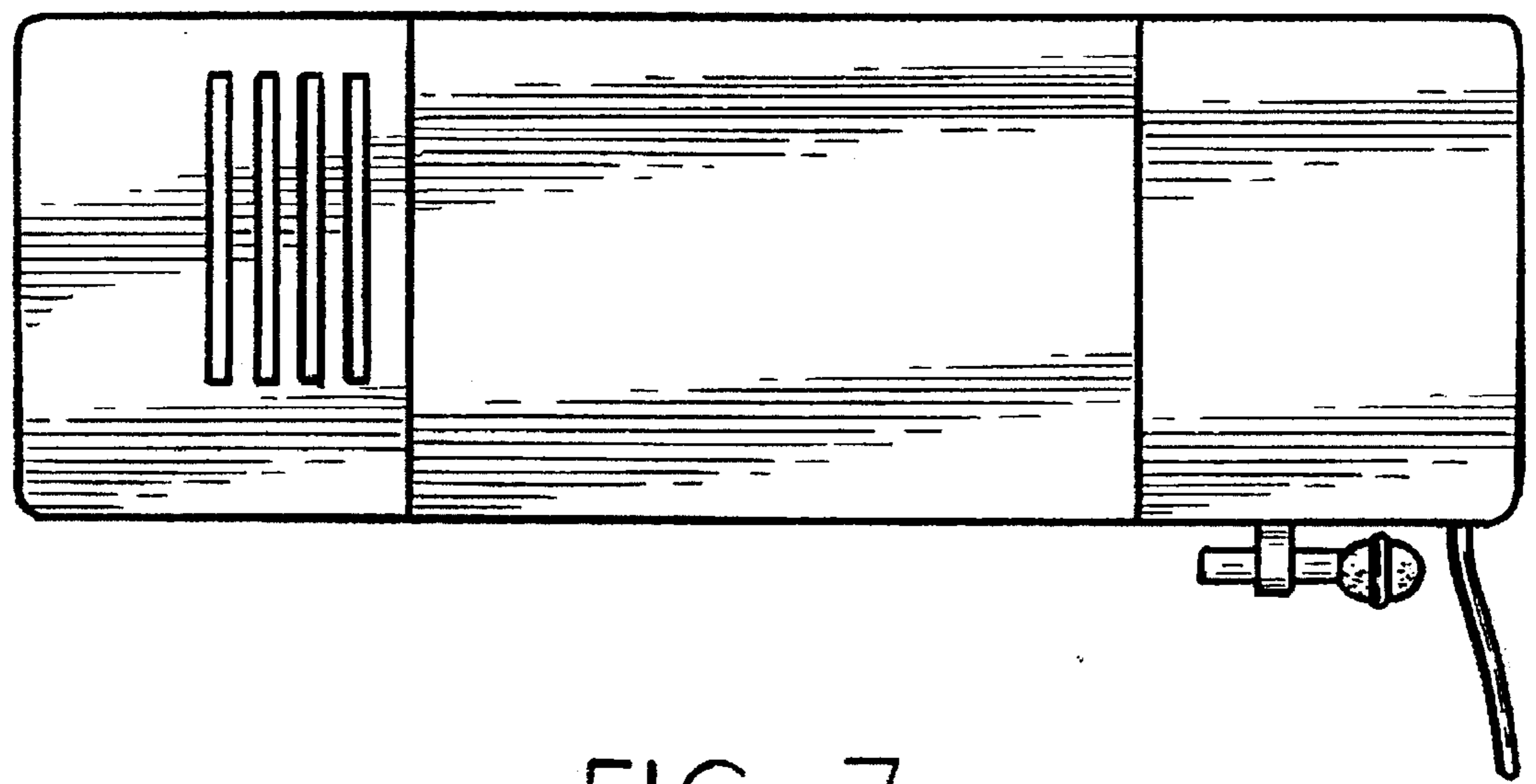


FIG. 7