



US00D379166S

United States Patent [19]

[11] Patent Number: **Des. 379,166**

Aikawa et al.

[45] Date of Patent: ****May 13, 1997**

[54] AUTOMOBILE TIRE

[75] Inventors: **Koichiro Aikawa; Kazuhito Kimura**, both of Hiratsuka; **Hiroshi Tokizaki; Izumi Kuramochi**, both of Tokyo, all of Japan

[73] Assignee: **The Yokohama Rubber Co. Ltd.**, Tokyo, Japan

[**] Term: **14 Years**

[21] Appl. No.: **38,052**

[22] Filed: **Apr. 27, 1995**

[30] Foreign Application Priority Data

Nov. 2, 1994 [JP] Japan 6-33240

[51] LOC (6) Cl. **12-15**

[52] U.S. Cl. **D12/147**

[58] Field of Search D12/141, 145-151; 152/209 R, 209 D

[56] References Cited

U.S. PATENT DOCUMENTS

D. 71,771	12/1926	Soulen	D12/146
D. 292,081	9/1987	Kuroda	D12/146
D. 314,538	2/1991	Martin	D12/147
D. 364,136	11/1995	Killian	D12/147
D. 364,594	11/1995	Krupa et al.	D12/147

OTHER PUBLICATIONS

Armstrong Coronet SXA, *1994 Tread Design Guide*, p. 4, top row, third from left.

Dayton Metric Radial, *1994 Tread Design Guide*, p. 16, second row, first on left.

Hercules SB700, *1994 Tread Design Guide*, p. 31 bottom row, third from left.

Summit Mega Metric II, *1994 Tread Design Guide*, p. 62, second row, second from left.

Primary Examiner—James M. Gandy

Assistant Examiner—Robert M. Spear

Attorney, Agent, or Firm—Nikaido, Marmelstein, Murray & Oram LLP

[57] CLAIM

The ornamental design for an automobile tire, as shown and described.

DESCRIPTION

FIG. 1 is a perspective view of the automobile tire, showing our new design;

FIG. 2 is a front view of the automobile tire, each of the rear view, top plan view and bottom plan view appearing the same as the front view;

FIG. 3 is a right-side view of the automobile tire, the left-side view appearing the same as the right-side view;

FIG. 4 is an enlarged fragmentary front view, showing in enlargement the portion of 4—4 in FIG. 2; and,

FIG. 5 is a sectional view, taken on line 5—5 of FIG. 4.

1 Claim, 4 Drawing Sheets

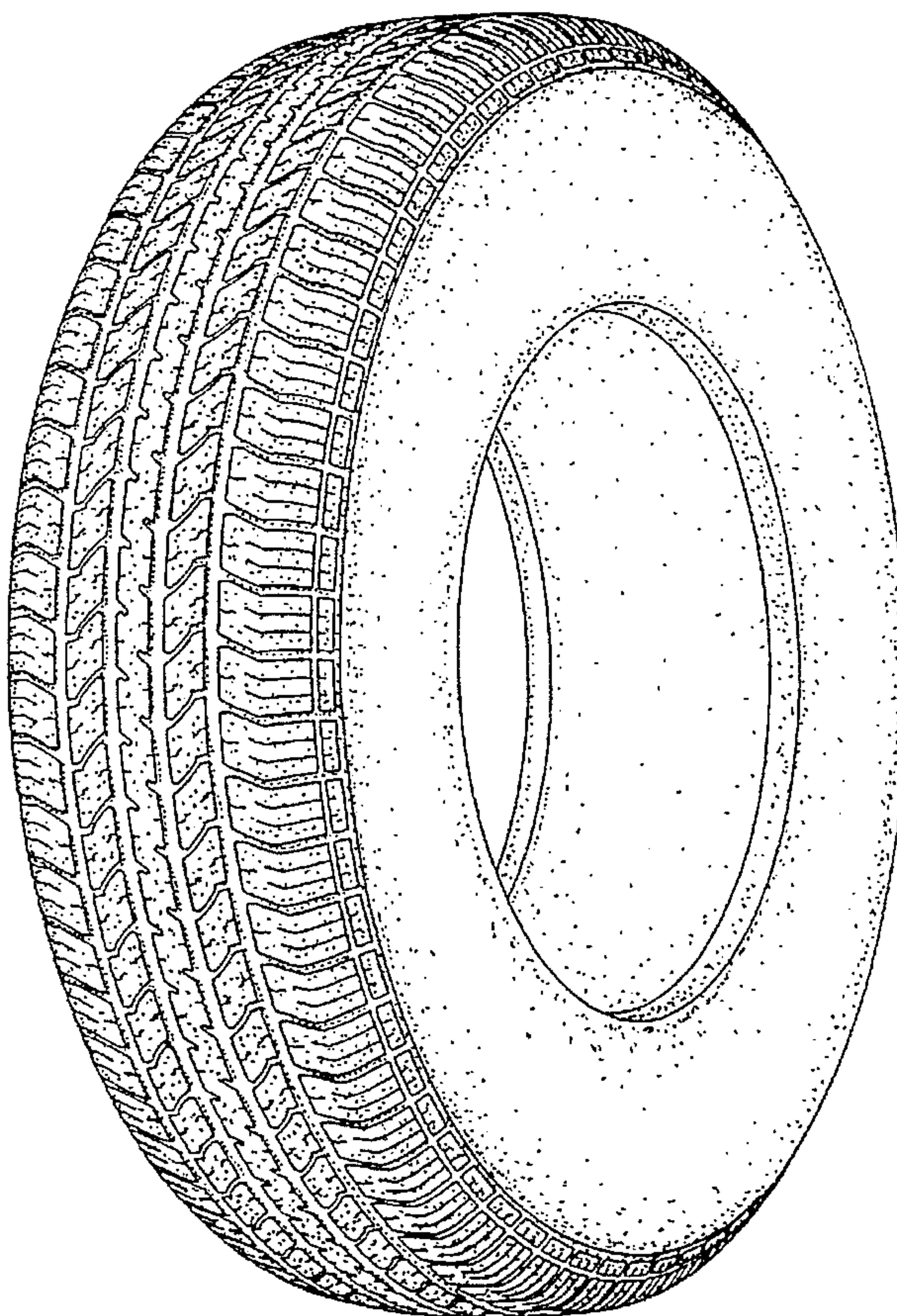


FIG. 1

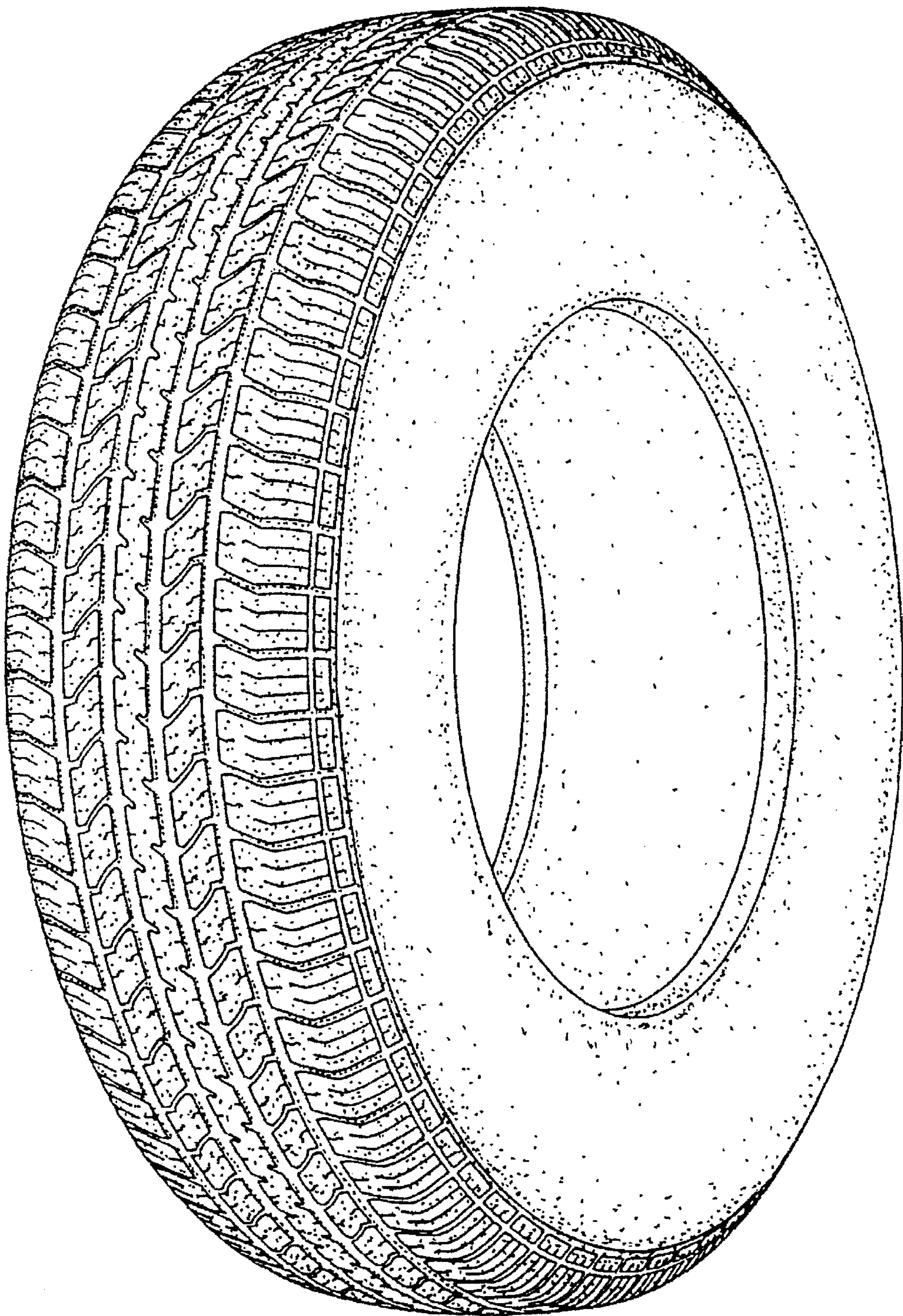


FIG. 2

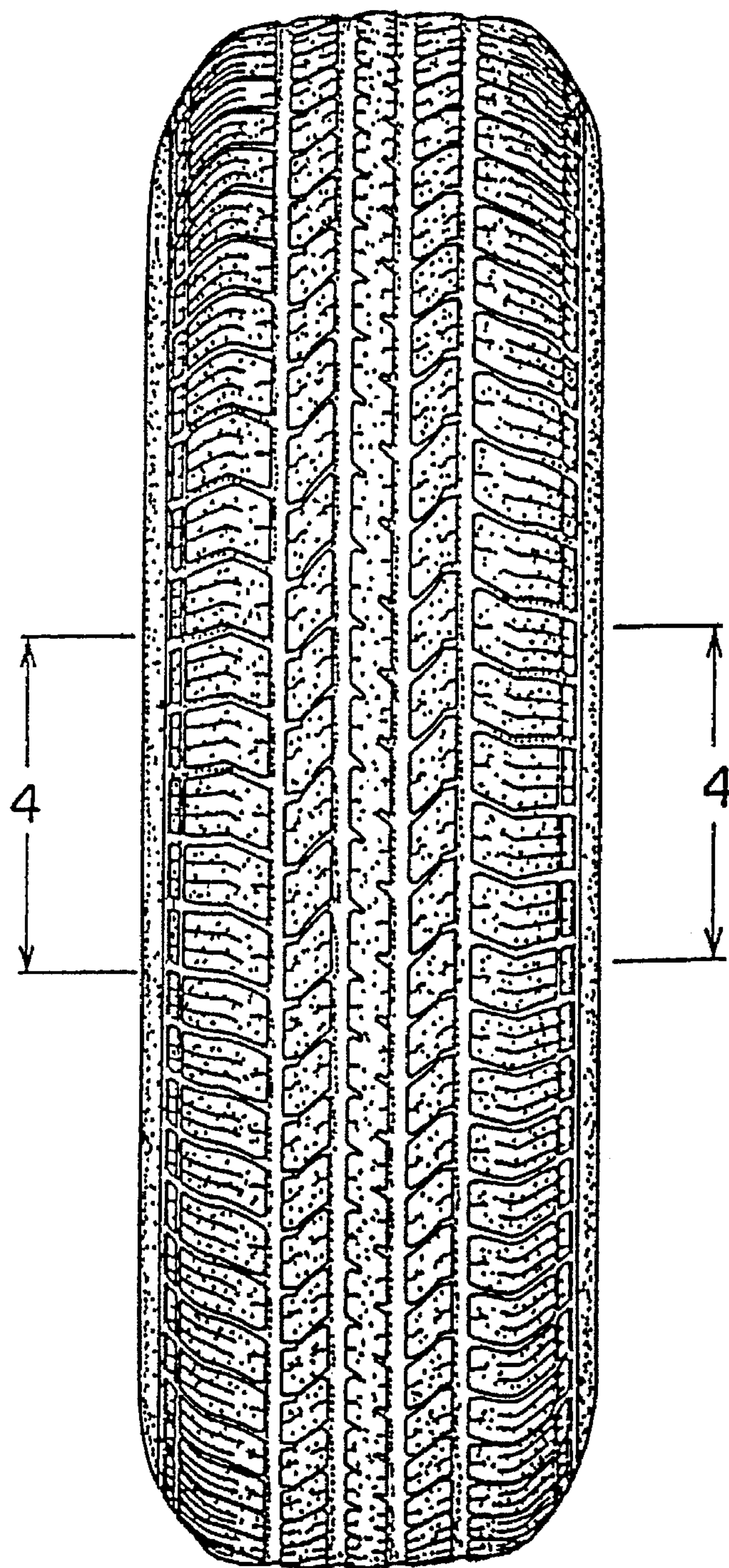


FIG. 3

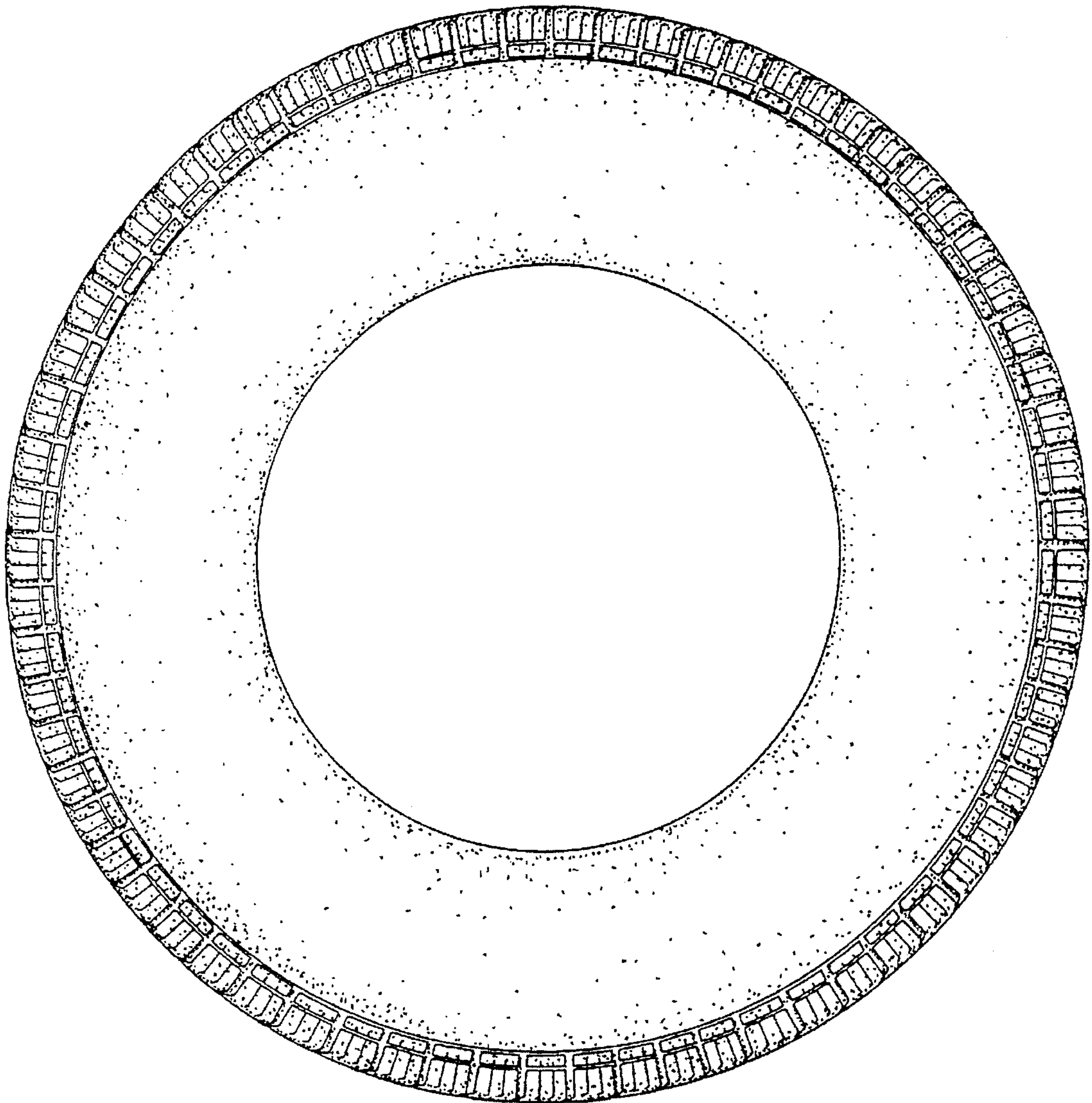


FIG. 4

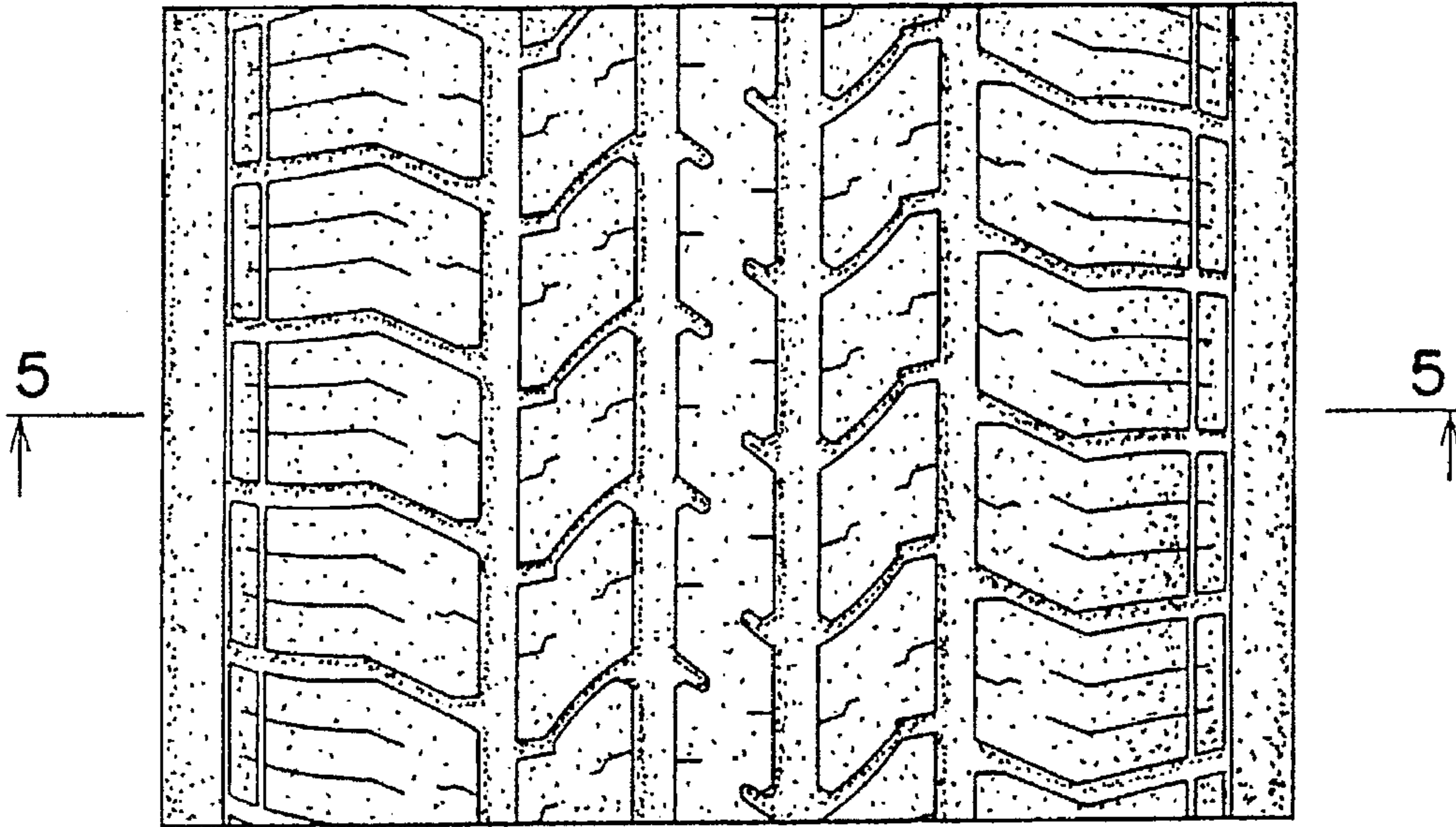


Fig. 5

