



US00D379146S

United States Patent [19]
Zimmerhackel

[11] **Patent Number: Des. 379,146**

[45] **Date of Patent: **May 13, 1997**

[54] **ACTUATOR SPOUT FOR A DISCHARGE
SPRAY VALVE**

[75] **Inventor: Franz Zimmerhackel, Hattersheim,
Germany**

[73] **Assignee: Deutsche Prazisions-Ventil GmbH,
Hattersheim, Germany**

[**] **Term: 14 Years**

[21] **Appl. No.: 31,473**

[22] **Filed: Nov. 28, 1994**

[30] **Foreign Application Priority Data**

May 28, 1994 [DE] Germany M 94 04 343.4

[51] **LOC (6) Cl. 09-07**

[52] **U.S. Cl. D9/448**

[58] **Field of Search D9/338, 434-6,
D9/440, 443-8, 449, 454; 220/337-8, 375,
915; 222/190, 402.1, 402.23, 480-1, 485,
545, 631; 239/548, 550**

[56] **References Cited**

U.S. PATENT DOCUMENTS

D. 175,863 10/1955 Soffer D9/447

D. 198,111	4/1964	Abplanalp	D9/448
D. 199,209	9/1964	Clevenger	D9/448
D. 208,174	7/1967	Carveth	D9/436
D. 349,853	8/1994	Gray	D9/448
D. 354,439	1/1995	Kuplien	D9/448
D. 364,811	12/1995	Zimmerhackel	D9/448
3,032,803	5/1962	Walshauser	D9/436 X

Primary Examiner—James M. Gandy
Assistant Examiner—Robert M. Spear
Attorney, Agent, or Firm—Kilgannon & Steidl

[57] **CLAIM**

The ornamental design for actuator spout for a discharge spray valve, as shown.

DESCRIPTION

FIG. 1 is a perspective view of an actuator spout for a discharge spray valve;


FIG. 2 is a rear view thereof;

FIG. 3 is a left side view thereof;

FIG. 4 is a front view thereof; and,

FIG. 5 is a plan view thereof.

1 Claim, 1 Drawing Sheet






FIG. 1

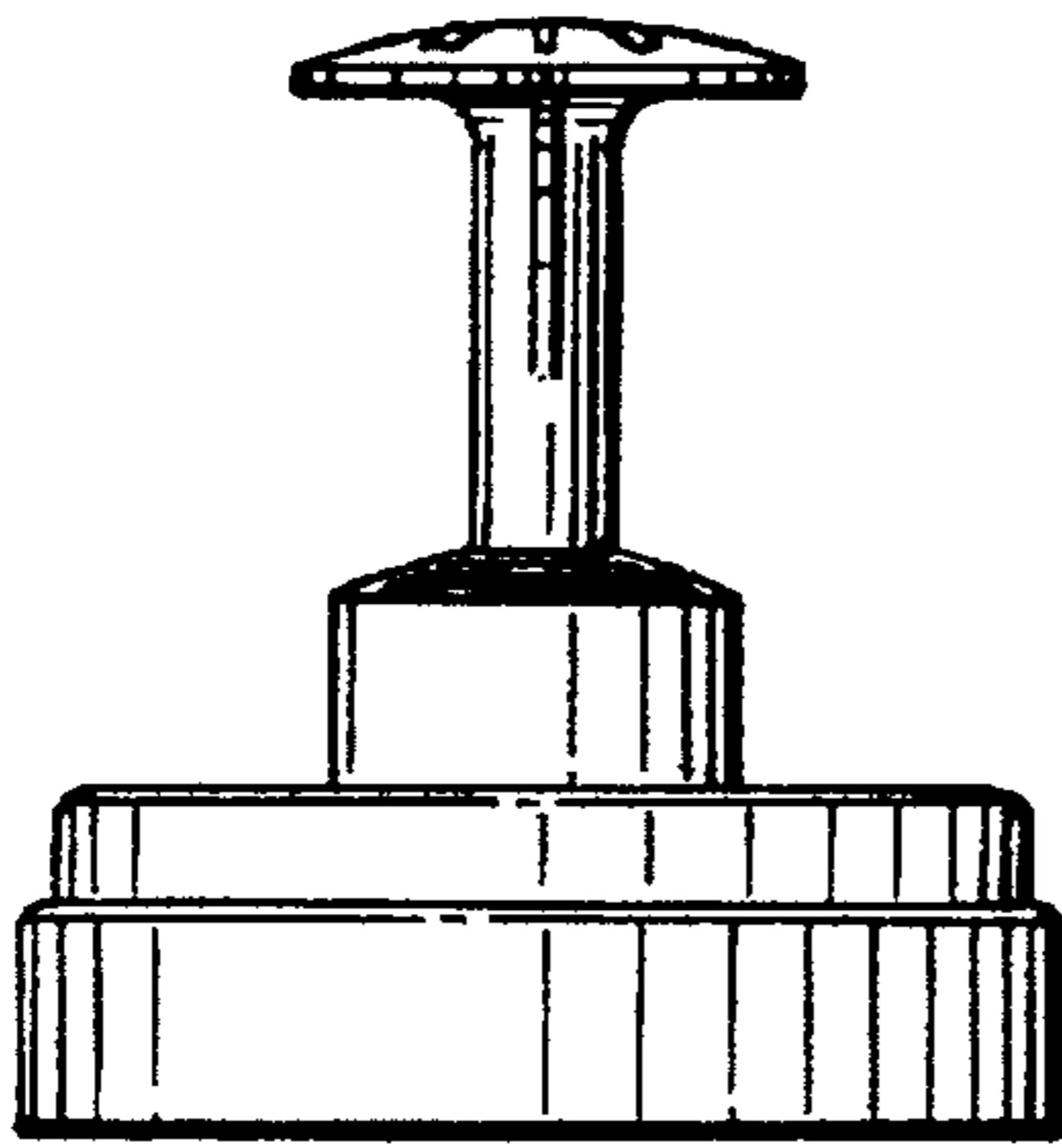


FIG. 2




FIG. 3

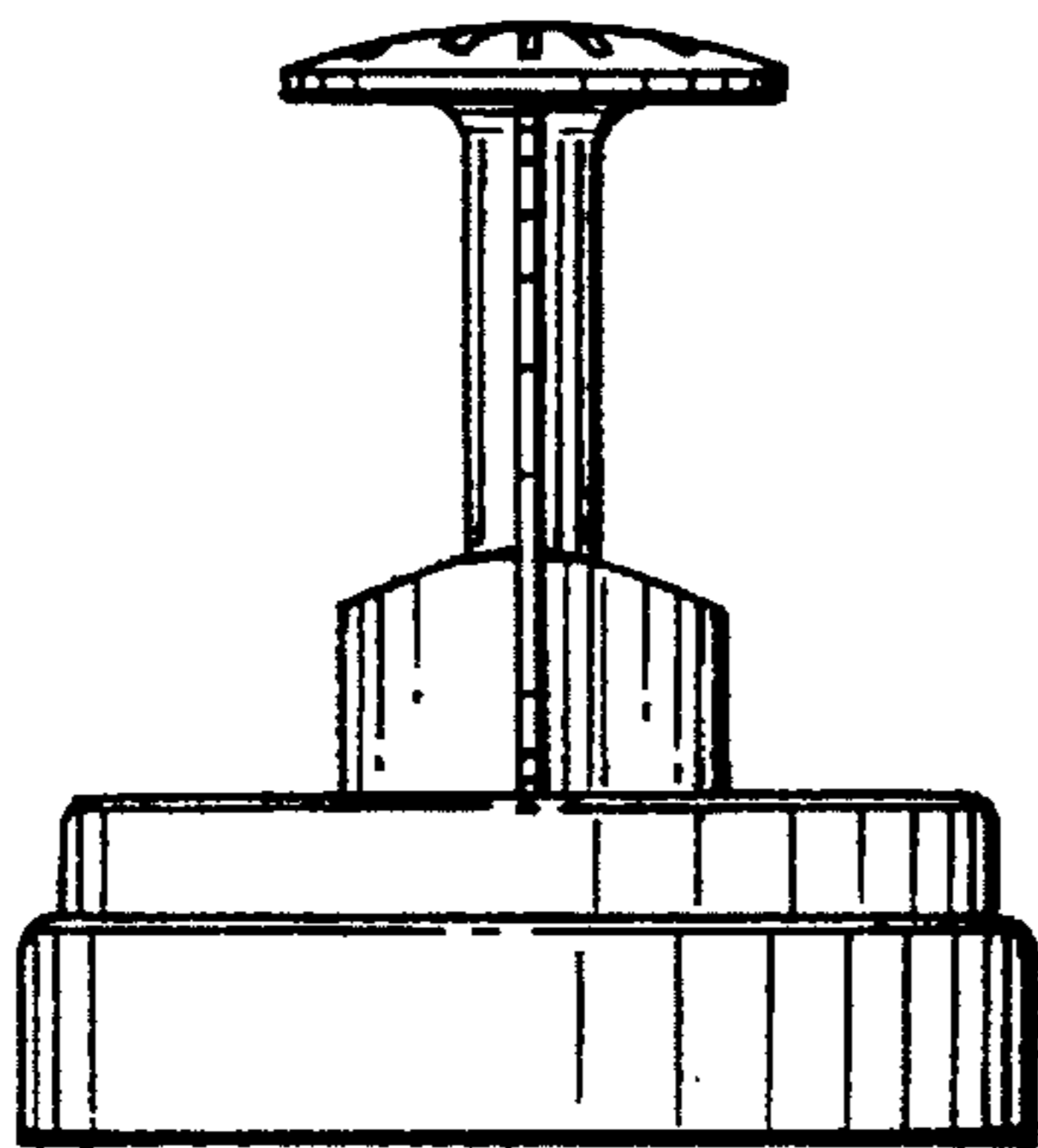


FIG. 4




FIG. 5