



US00D379134S

United States Patent [19]

Joergensen

[11] Patent Number: **Des. 379,134**

[45] Date of Patent: ****May 13, 1997**

[54] **TRAY**

[75] Inventor: **Carsten Joergensen**, Dattenberggrain, Switzerland

[73] Assignee: **PI Design AG**, Jriengen, Switzerland

[**] Term: **14 Years**

[21] Appl. No.: **35,356**

[22] Filed: **Mar. 24, 1995**

[51] LOC (6) Cl. **07-01**

[52] U.S. Cl. **D7/548; D7/543; D7/550; D7/554**

[58] Field of Search D7/550, 551, 505, D7/507, 543, 544, 545, 546, 548, 354, 357, 549, 552, 553, 554, 555, 556, 558, 557; 220/23.8, 23.83, 23.86, 556, 575

[56] **References Cited**

U.S. PATENT DOCUMENTS

- D. 204,784 5/1966 O'Neil D7/550
- D. 235,497 6/1975 Cyren D7/545 X
- D. 279,067 6/1985 Kuster D7/550
- D. 298,403 11/1988 Hagberg et al. D7/548 X

- D. 314,891 2/1991 Sata D7/550 X
- D. 340,614 10/1993 Kaeding D7/354 X

OTHER PUBLICATIONS

Oval Au Gratin Pan, Brookstone Catalog Fall 1978 p. 19.
Oval Tray (bottom left) designed by Sergio Mann for Thermal Sep./Oct. 1985 Industrial Design p. 65.

Primary Examiner—M. N. Pandozzi
Attorney, Agent, or Firm—Gipple & Hale

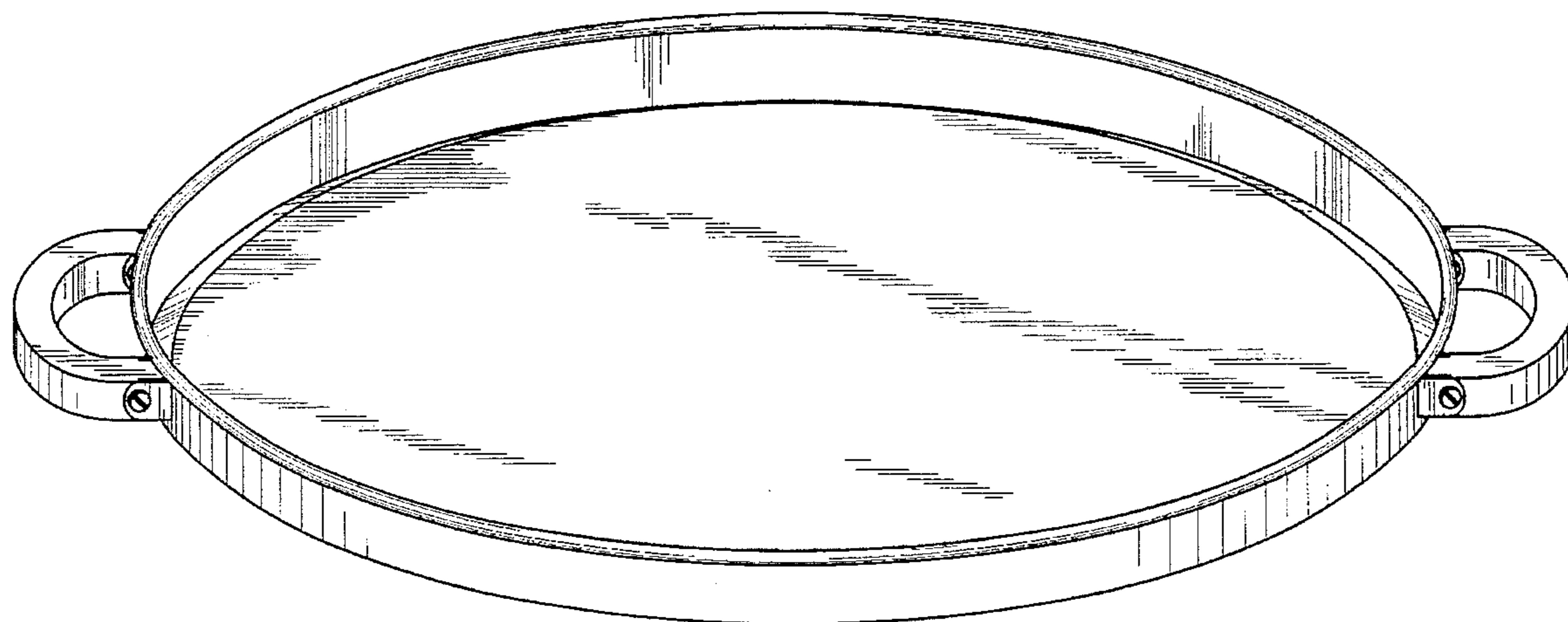
[57] **CLAIM**

The ornamental design for a tray, as shown and described.

DESCRIPTION

FIG. 1 is a perspective view of the tray showing my new design;
 FIG. 2 is a left side view of the tray showing my new design;
 FIG. 3 is a right side view of the tray showing my design;
 FIG. 4 is a back side view of the tray showing my new design;
 FIG. 5 is a front side view of the tray showing my new design;
 FIG. 6 is a top view of the tray showing my new design; and,
 FIG. 7 is a bottom view of the tray showing my new design.

1 Claim, 7 Drawing Sheets



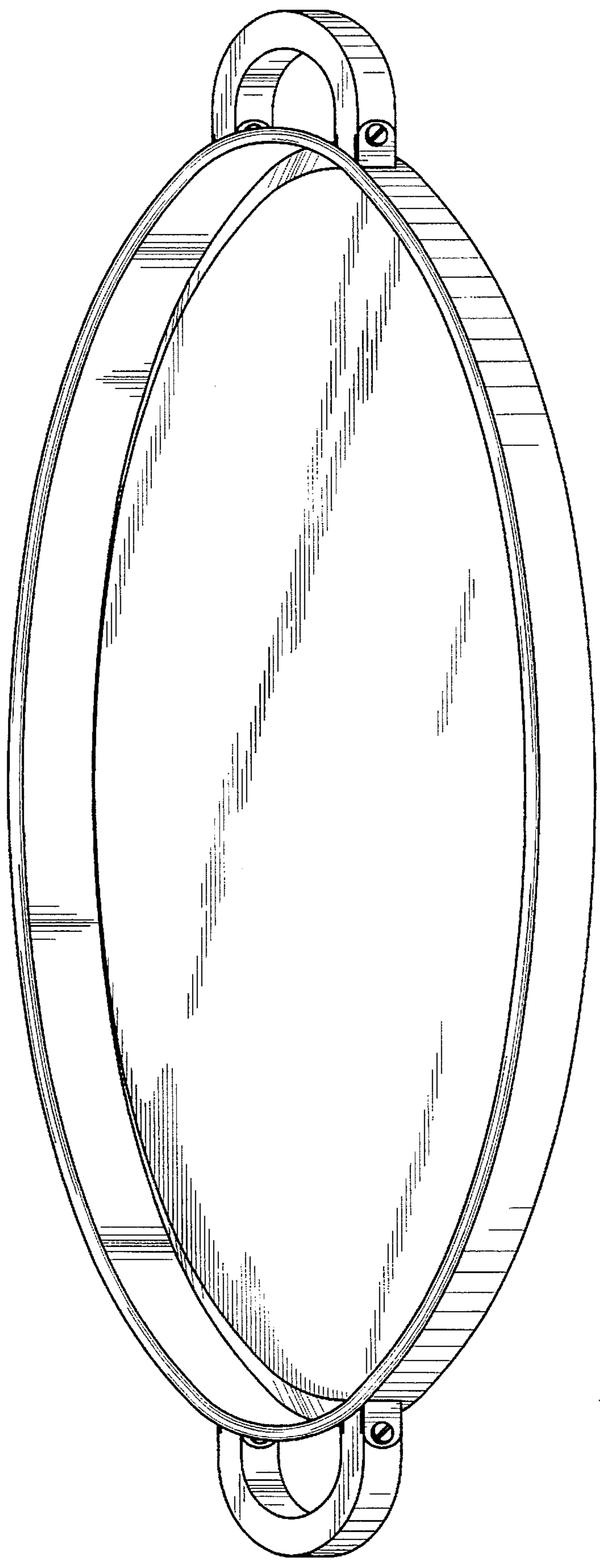


Fig. 1




Fig. 2




Fig. 3




Fig. 4




Fig. 5

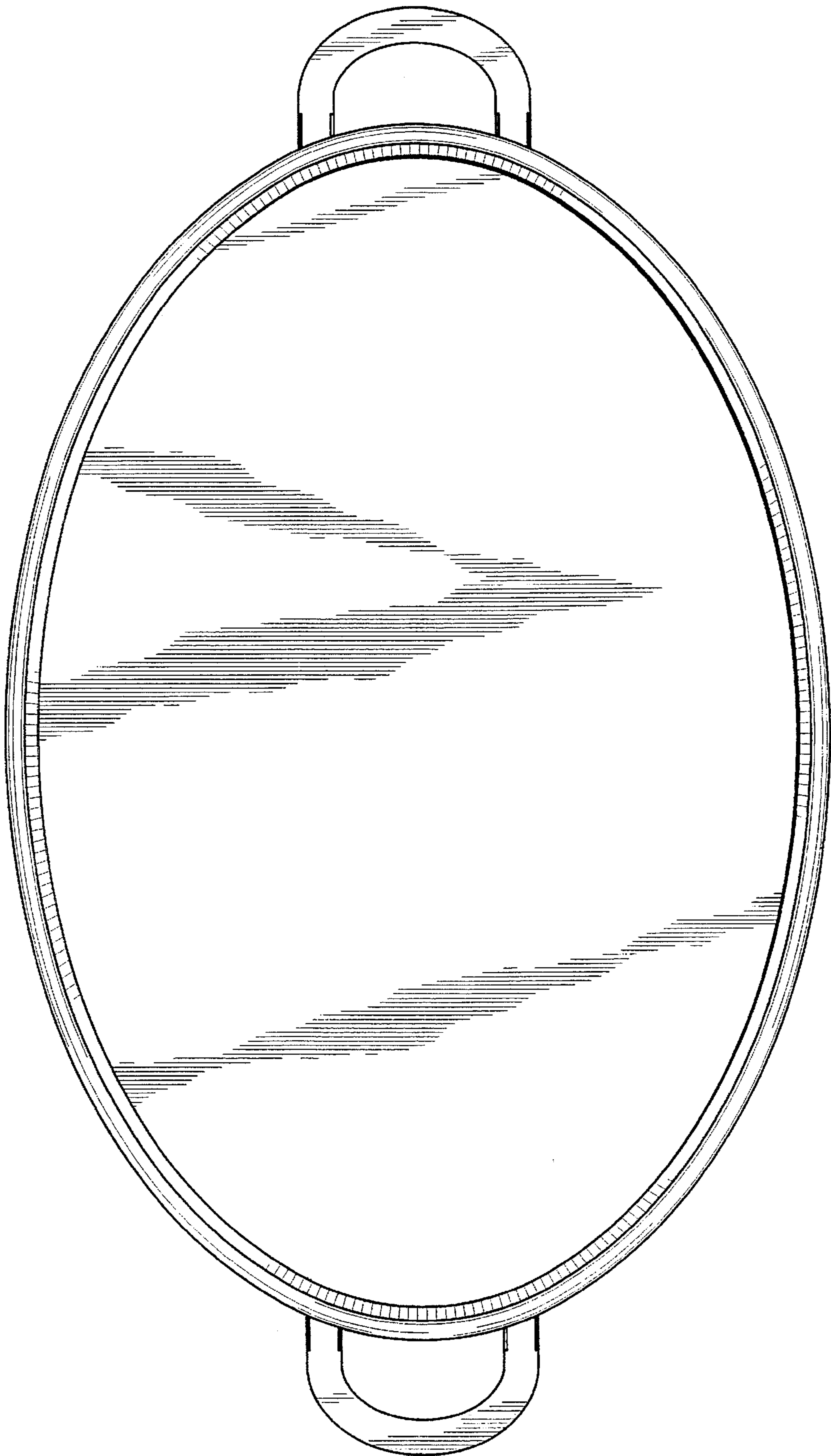


Fig. 6

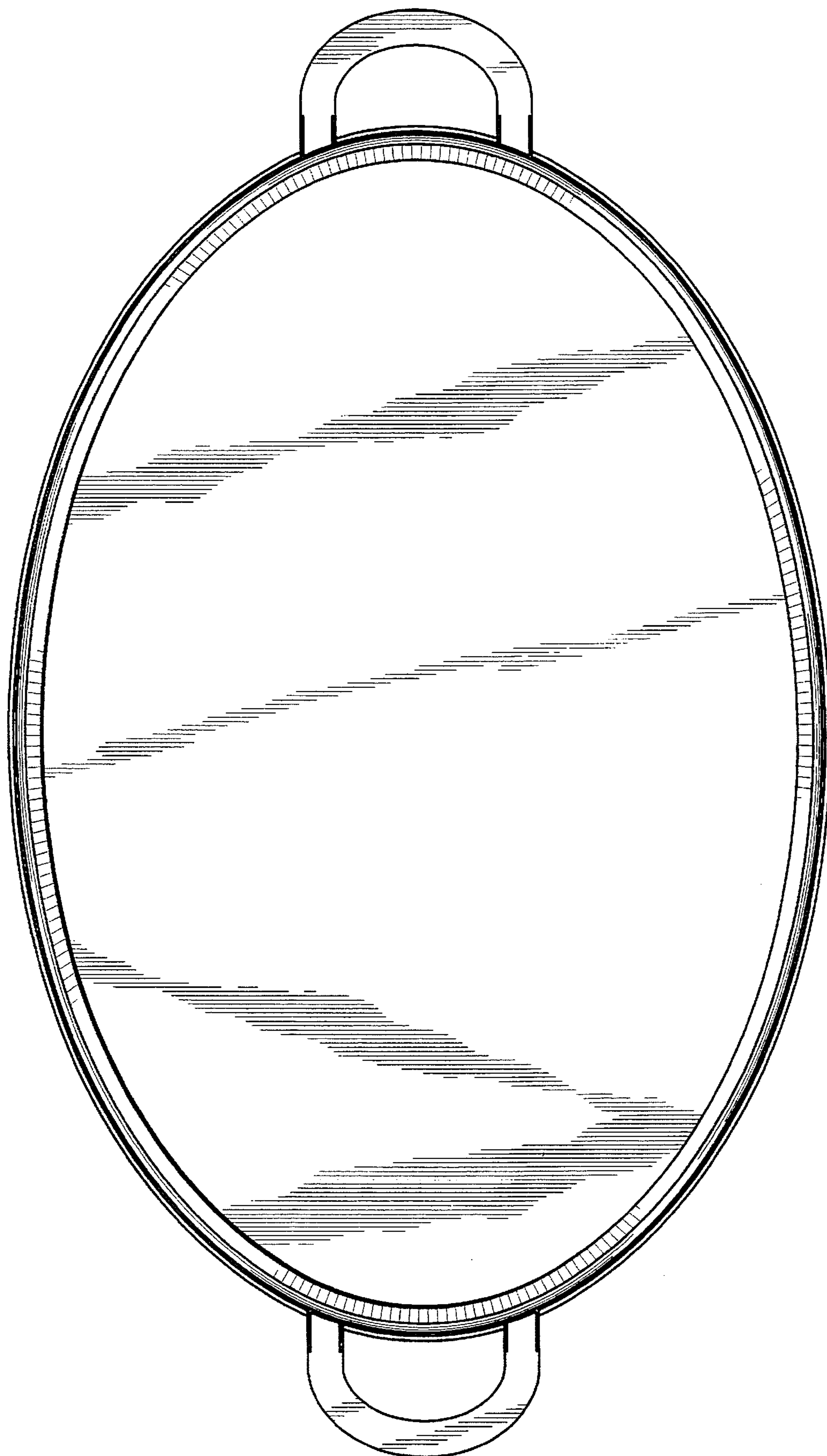


Fig. 7