

US00D379129S

# United States Patent [19]

Yost et al.

[11] Patent Number: **Des. 379,129**

[45] Date of Patent: **\*\*May 13, 1997**

[54] **ANCHOR BLANKET**

[76] Inventors: **Tanya V. Yost; Shawn V. Yost**, both of  
1350 Chambers St., Trenton, N.J. 08610

[\*\*] Term: **14 Years**

[21] Appl. No.: **39,512**

[22] Filed: **May 30, 1995**

[51] LOC (6) Cl. .... **06-13**

[52] U.S. Cl. .... **D6/596**

[58] Field of Search ..... D6/595, 596, 601,  
D6/602, 603, 608, 606; 5/417-420, 473,  
484, 495, 497, 498

[56] **References Cited**

**U.S. PATENT DOCUMENTS**

D. 337,897 8/1993 Hundertmark ..... D6/596  
917,403 4/1909 Bengel ..... 5/413 R

2,907,057 10/1959 Specht ..... 5/417  
3,237,904 3/1966 Ambruzese ..... 5/417 X  
3,241,202 3/1966 Knauff ..... 5/417 X

*Primary Examiner*—Janice E. Seeger

[57] **CLAIM**

The ornamental design for an anchor blanket, as shown and described.

**DESCRIPTION**

FIG. 1 is a front elevational view of the anchor blanket showing our new design;  
FIG. 2 is a rear elevational view thereof;  
FIG. 3 is a right view thereof;  
FIG. 4 is a left view thereof;  
FIG. 5 is a top plan view thereof; and,  
FIG. 6 is a bottom plan view thereof.

**1 Claim, 3 Drawing Sheets**

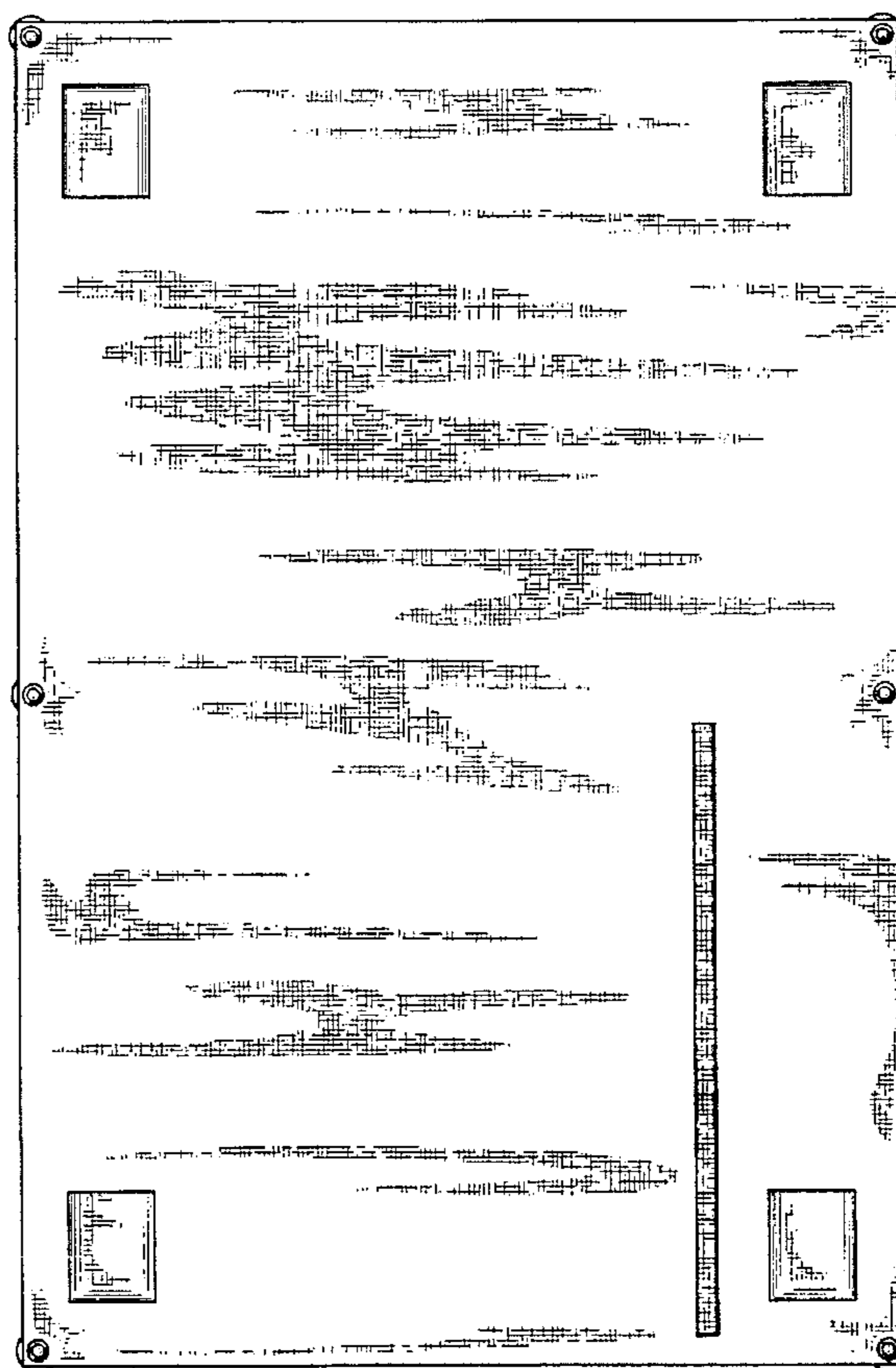



FIG. 1




FIG. 2




FIG. 3




FIG. 4

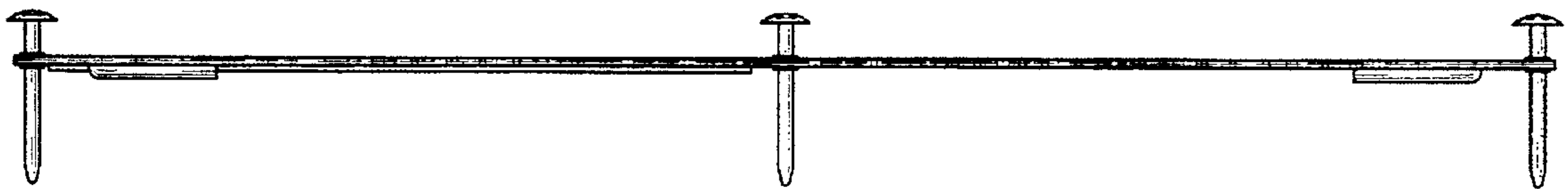


FIG. 5



FIG. 6

