



US00D379123S

United States Patent [19] Driggers

[11] Patent Number: Des. 379,123
[45] Date of Patent: **May 13, 1997

[54] MITT FOR APPLYING PAINT
[76] Inventor: Susan G. Driggers, 4275 Bending
River Trail, Lilburn, Ga. 30247
[**] Term: 14 Years

3,883,897 5/1975 Lefkowitz et al. 2/161 R
3,885,249 5/1975 De Brabander 2/161.6 X
4,996,735 3/1991 Blankenship 15/210 R
5,127,976 7/1992 McLeish et al. 156/242
5,134,746 8/1992 William 15/227

OTHER PUBLICATIONS

Brochure describing "Duramitt"; Advanced Mittworks, Inc.;
believed to be published prior to Jan. 19, 1995.

Primary Examiner—A. Hugo Word
Assistant Examiner—Lavone D. Tabor
Attorney, Agent, or Firm—Louis T. Isaf

[21] Appl. No.: 49,170
[22] Filed: Jan. 19, 1996
[51] LOC (6) Cl. 04-04
[52] U.S. Cl. D4/137; D28/63; D32/40
[58] Field of Search D4/137; D28/63;
D32/40, 43; 15/104.94, 227, 244.1, 244.4,
210.5; D2/610, 619, 622; D29/113, 118;
2/161.8, 161.6

[57] CLAIM

The ornamental design for a mitt for applying paint, as
shown and described.

[56] References Cited

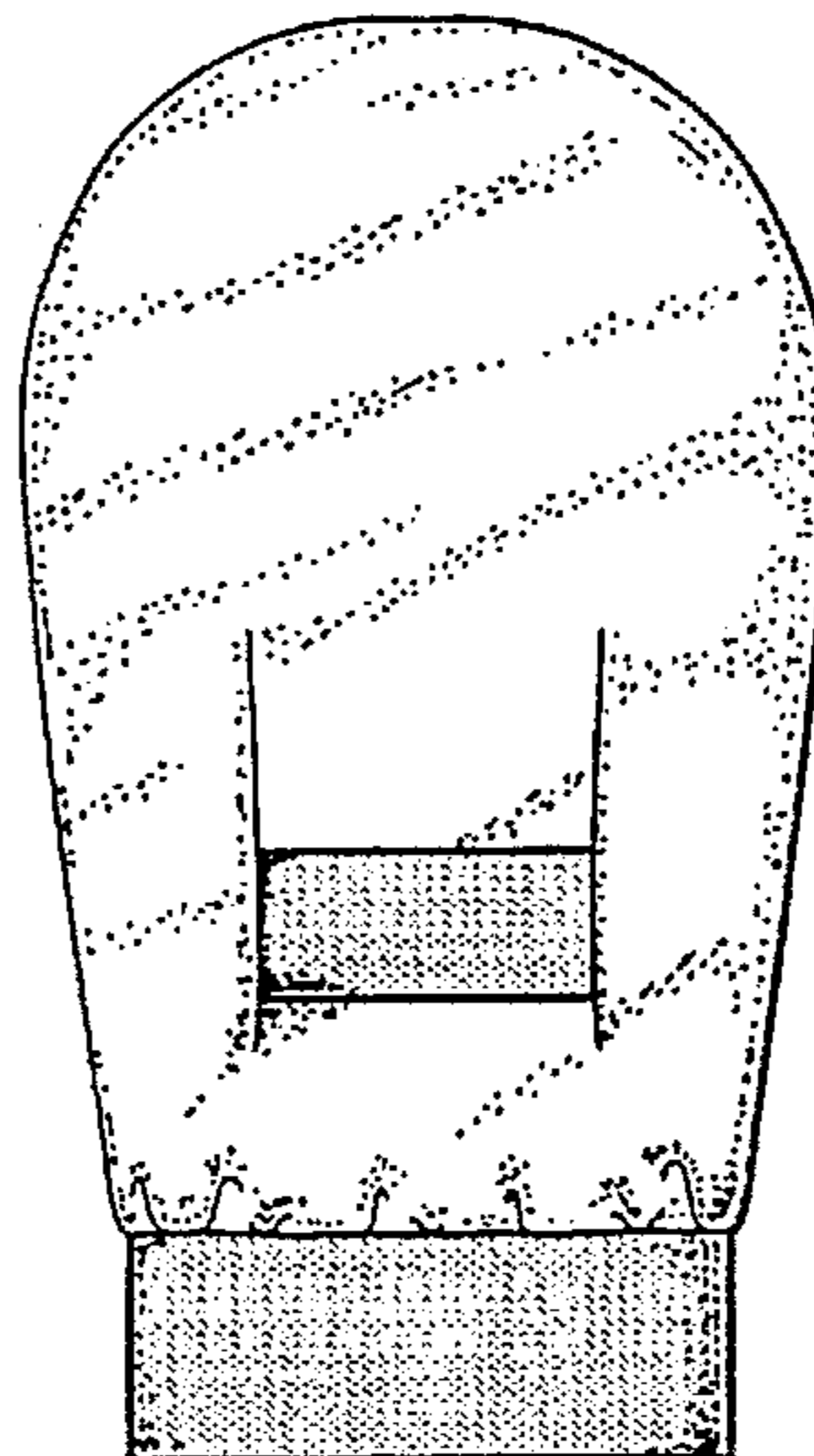
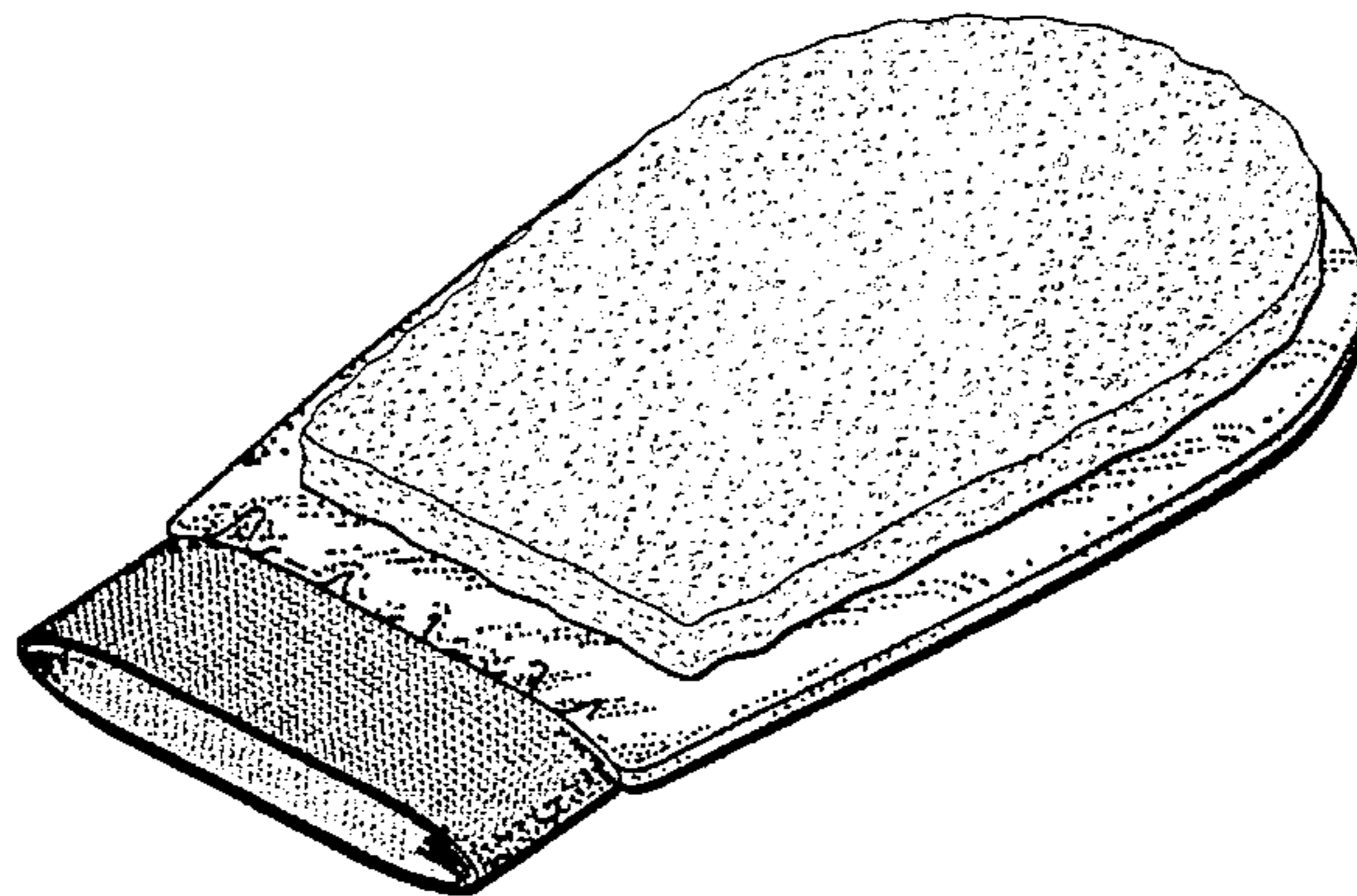
DESCRIPTION

U.S. PATENT DOCUMENTS

D. 356,195 3/1995 Krueger et al. D4/137 X
1,469,029 9/1923 Underwood et al. D32/40 X
2,101,027 12/1937 Karger 15/227
2,498,980 2/1950 Bowling et al. 101/327
2,505,409 4/1950 Kirchner 15/227
2,651,071 9/1953 Dyer et al. 15/227
2,863,245 12/1958 Knapp, Jr. 41/5.5
3,176,338 4/1965 Homburger 15/227 X
3,648,652 3/1972 Katzman et al. 118/323
3,701,604 10/1972 Holroyd 401/7

FIG. 1 is a perspective view of a mitt for applying paint,
showing my new design;
FIG. 2 is a right side elevational view thereof;
FIG. 3 is a left side elevational view thereof;
FIG. 4 is a front elevational view thereof;
FIG. 5 is a rear elevational view thereof;
FIG. 6 is a bottom plan view thereof; and,
FIG. 7 is a top plan view thereof.

1 Claim, 1 Drawing Sheet



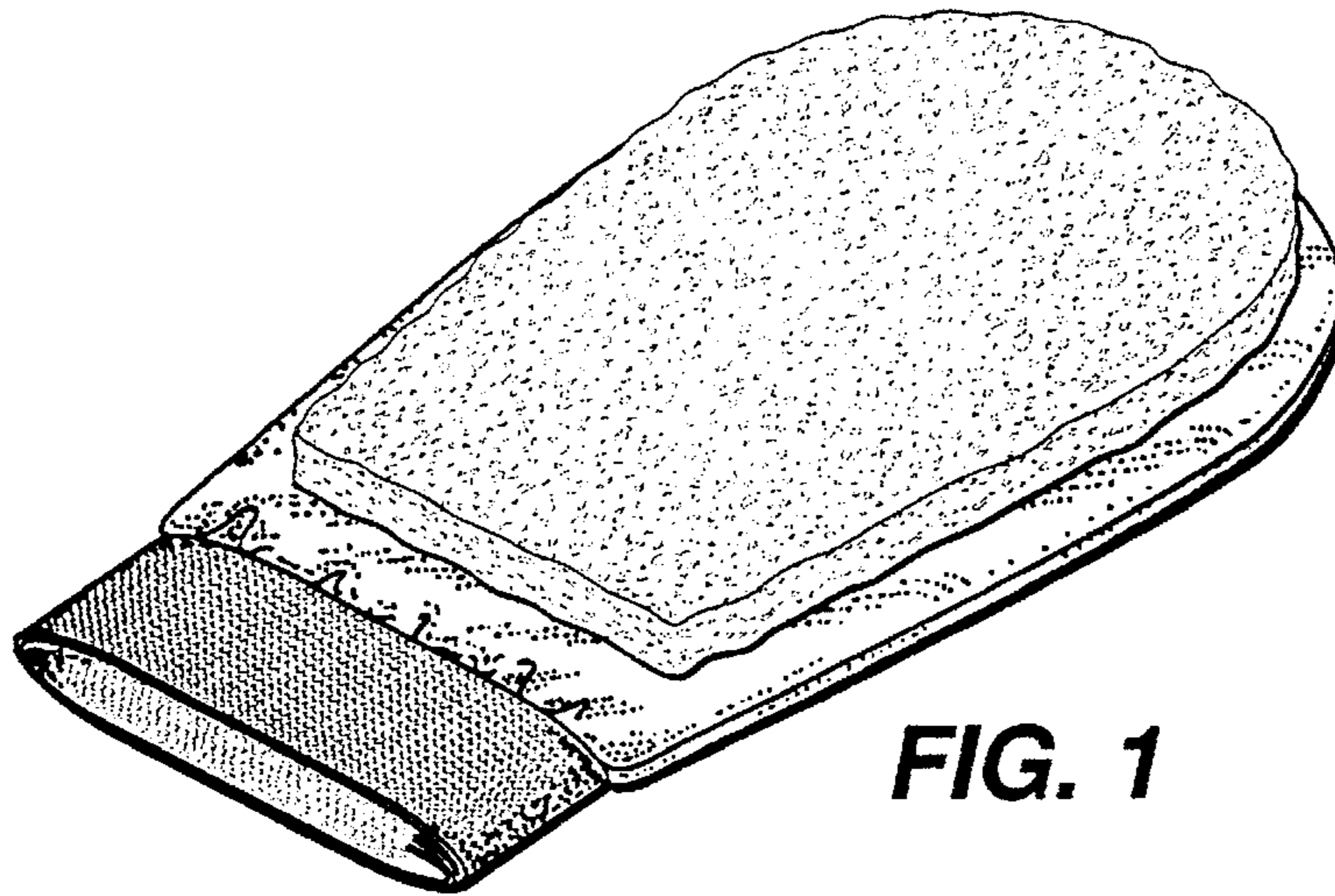


FIG. 1



FIG. 2

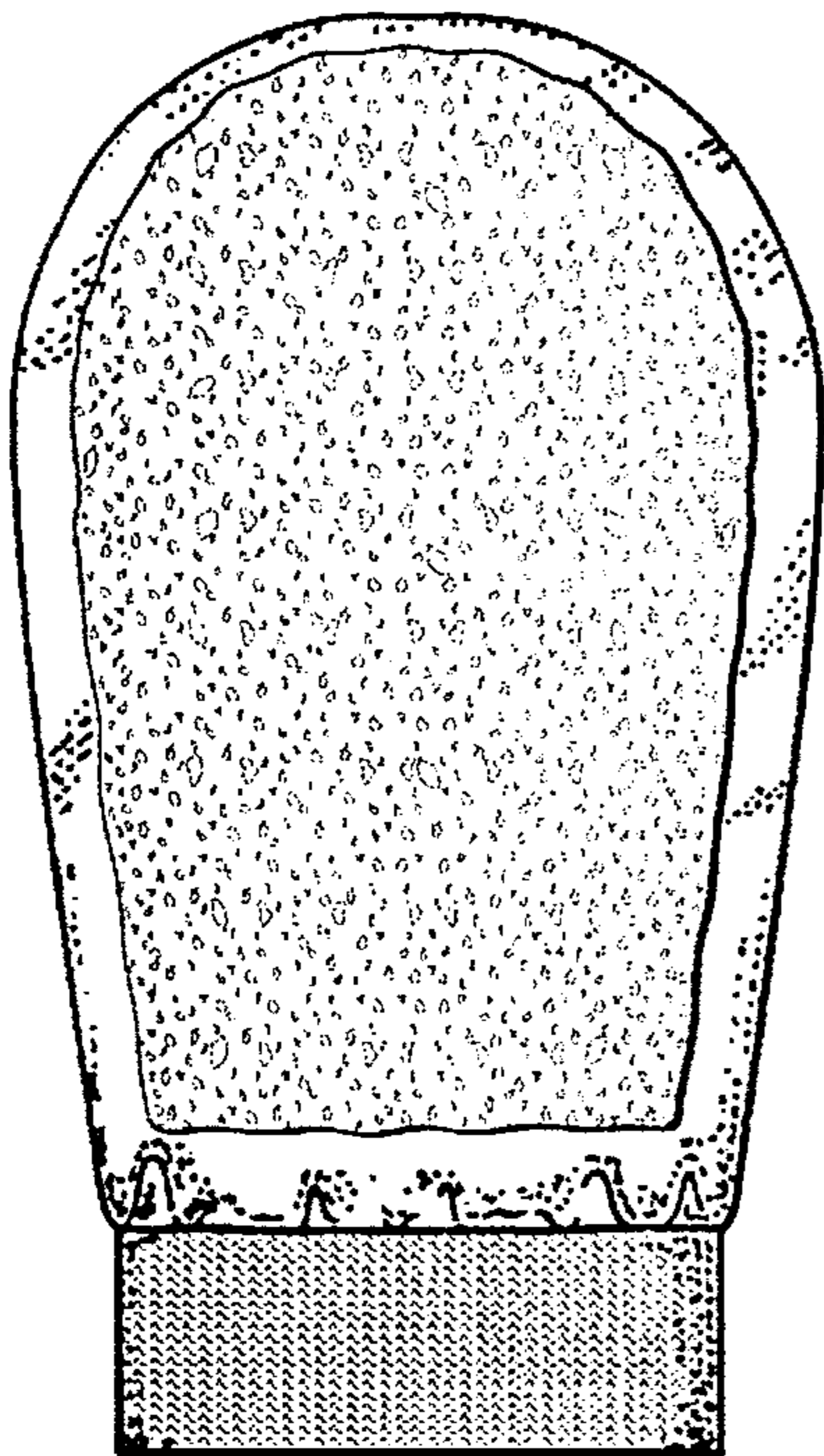


FIG. 4

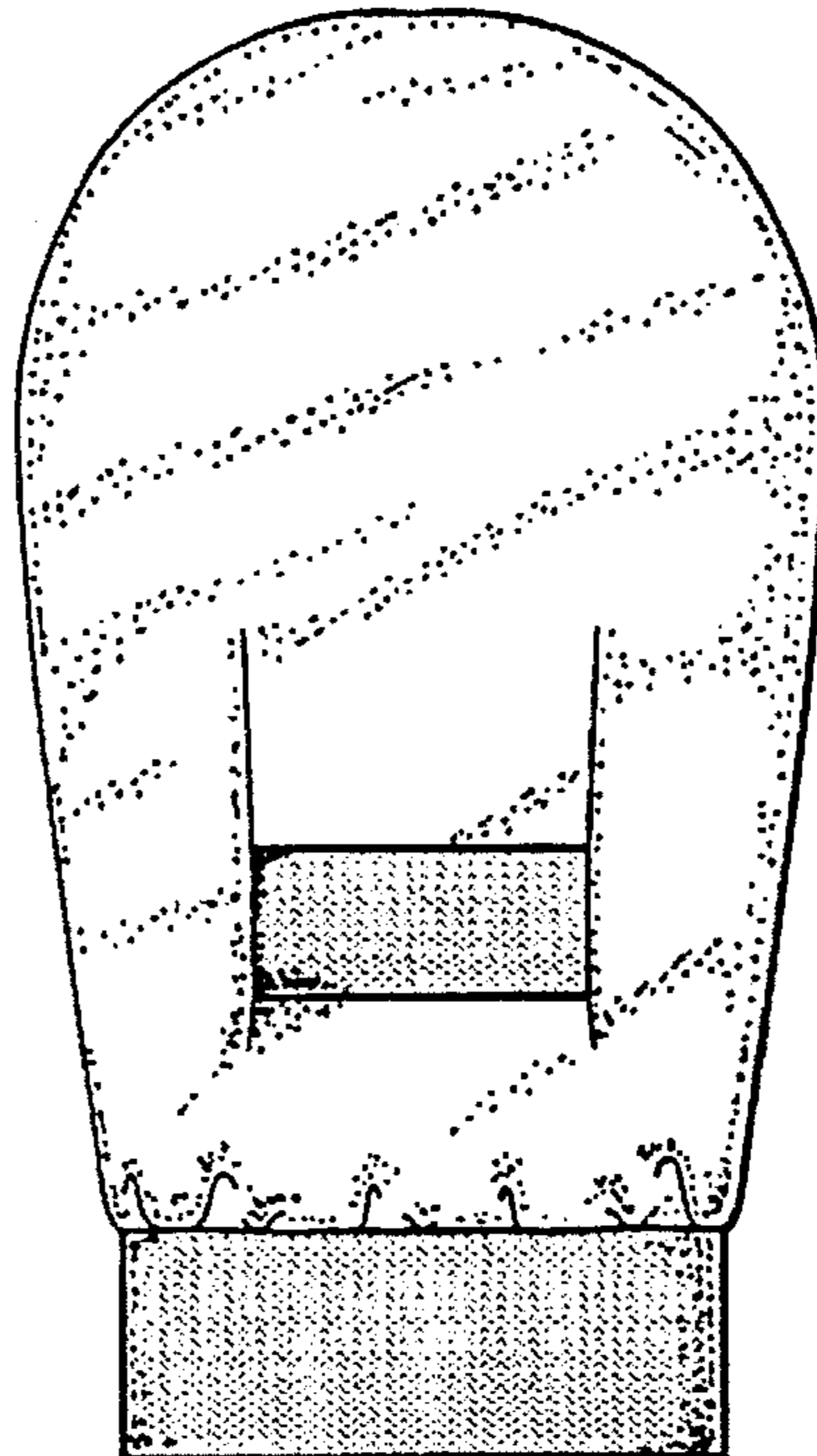


FIG. 5



FIG. 3



FIG. 6



FIG. 7